



# SPLIT TYPE ROOM AIR CONDITIONER

CEILING WALL type

# SERVICE MANUAL



| Models | Indoor unit | Outdoor unit |
|--------|-------------|--------------|
|        | AWG18FBAJ   | AOG18FNAK    |
|        | AWG18FBBJ   | AOG18FNBK    |
|        | AWG18UBAJ   | AOG18UNAKL   |
|        | AWG18UBBJ   | AOG18UNBKL   |
|        | AWG24FBBJ   | AOG24FNBK    |
|        | AWG24UBBJ   | AOG24UNBKL   |
|        | AWG30FBBJ   | AOG30FNBDL   |
|        | AWG30UBBJ   | AOG30UNBDL   |

## CONTENTS

|   |    |
|---|----|
| SPECIFICATIONS .....                          | 1  |
| OUTLINE AND DIMENSIONS .....                  | 3  |
| REFRIGERANT SYSTEM DIAGRAM .....              | 5  |
| CIRCUIT DIAGRAM .....                         | 8  |
| ERROR DISPLAY .....                           | 13 |
| PCB CIRCUIT DIAGRAM .....                     | 14 |
| DISASSEMBLY ILLUSTRATION (Indoor Unit) .....  | 16 |
| DISASSEMBLY ILLUSTRATION (Outdoor Unit) ..... | 26 |
| PARTS LIST (Indoor Unit) .....                | 37 |
| PARTS LIST (Outdoor Unit) .....               | 41 |

# SPECIFICATIONS

|                       |           |           |           |            |
|-----------------------|-----------|-----------|-----------|------------|
| TYPE                  | Cool      |           |           |            |
| INDOOR UNIT           | AWG18FBAJ | AWG18FBBJ | AWG24FBBJ | AWG30FBBJ  |
| OUTDOOR UNIT          | AOG18FNAK | AOG18FNBK | AOG24FNBK | AOG30FNBDL |
| COOLING CAPACITY (kW) | 5.40      |           | 6.80      | 7.90       |

## ELECTRICAL DATA

|                            |      |      |      |      |
|----------------------------|------|------|------|------|
| POWER SOURCE (V)           | 230  |      |      |      |
| FREQUENCY (Hz)             | 50   |      |      |      |
| RUNNING CURRENT (A)        | 7.3  | 8.5  | 10.6 | 13.0 |
| INPUT WATTS (kW)           | 1.66 | 1.90 | 2.40 | 2.75 |
| E.E.R. (kW/kW)             | 3.25 | 2.84 | 2.83 | 2.87 |
| MOISTURE REMOVAL (ℓ/hr)    | 2.0  |      | 2.5  | 3.0  |
| AIR CIRCULATION-HI (m³/hr) | 900  | 760  | 900  | 950  |

## COMPRESSOR

|                       |   |           |           |           |
|-----------------------|---|-----------|-----------|-----------|
| TYPE                  | Hermetic type, Deposit electrode condenser, 2 poles.<br>Single phase, Induction motor, Rotary |           |           |           |
| CODE                  | 5KS205DAB   | 5KS225DAC | 5JS290DAA | 5JS315DAD |
| REFRIGERANT R410A (g) | 1,450   | 900       | 1,550     | 2,300     |

## FAN MOTOR

|                  |                    |           |       |            |       |
|------------------|--------------------|-----------|-------|------------|-------|
| POWER SOURCE (V) | 230                |           |       |            |       |
| INDOOR UNIT      | TYPE               | MFD-30HO  |       |            |       |
|                  | HI-SPEED (r.p.m.)  | 1,300     | 1,150 | 1,300      | 1,380 |
|                  | MED-SPEED (r.p.m.) | 1,120     | 1,030 | 1,160      | 1,280 |
|                  | LO-SPEED (r.p.m.)  | 930       | 930   | 1,020      | 1,180 |
| OUTDOOR UNIT     | TYPE               | MFB-24JTT |       | MFB-30NTAT |       |
|                  | HI-SPEED (r.p.m.)  | 780       |       | 730        |       |
|                  | LO-SPEED (r.p.m.)  | ----      |       | 450        |       |

## DIMENSIONS

|                            |                   |  |                 |
|----------------------------|-------------------|--|-----------------|
| INDOOR UNIT H x W x D (mm) | 270 x 1,150 x 285 |  |                 |
| OUTDOOR UNIT               | 650 x 830 x 320   |  | 900 x 900 x 350 |

## WEIGHT

|                              |         |         |         |         |
|------------------------------|---------|---------|---------|---------|
| INDOOR UNIT GROSS / NET (kg) | 22 / 16 |         |         |         |
| OUTDOOR UNIT                 | 55 / 51 | 51 / 47 | 62 / 58 | 85 / 73 |

## REFRIGERANT CHARGE (R410A)

| PIPE LENGTH        | 7.5 m (25 ft) | 10 m (33 ft)     | 15 m (49 ft)     | 20 m (66 ft)     | 25 m (82 ft)     | 30 m (98 ft)     | Additional refrigerant                |
|--------------------|---------------|------------------|------------------|------------------|------------------|------------------|---------------------------------------|
| FULL CHARGE AMOUNT | AWG18FBAJ     | 1,450 g (51.1oz) | 1,500 g (54.6oz) | 1,600 g (56.4oz) | 1,700 g (60.0oz) | -                | 20g (0.71oz) / 1m (3.3ft) (over 7.5m) |
|                    | AWG18FBBJ     | 900 g (31.8oz)   | 950 g (33.5oz)   | 1,050 g (37.0oz) | 1,150 g (40.6oz) | -                |                                       |
|                    | AWG24FBBJ     | 1,550 g (54.7oz) | 1,600 g (56.4oz) | 1,700 g (60.0oz) | 1,800 g (63.5oz) | -                |                                       |
|                    | AWG30FBBJ     | 2,300 g (81.1oz) | 2,350 g (82.9oz) | 2,450 g (86.4oz) | 2,550 g (89.9oz) | 2,650 g (93.5oz) |                                       |

| TYPE             |      | Cool and Heat |            |            |            |
|------------------|------|---------------|------------|------------|------------|
| INDOOR UNIT      |      | AWG18UBAJ     | AWG18UBBJ  | AWG24UBBJ  | AWG30UBBJ  |
| OUTDOOR UNIT     |      | AOG18UNAKL    | AOG18UNBKL | AOG24UNBKL | AOG30UNBDL |
| COOLING CAPACITY | (kW) | 5.40          |            | 6.80       | 7.90       |
| HEATING CAPACITY | (kW) | 5.70          |            | 7.40       | 8.40       |

#### ELECTRICAL DATA

|                        |                      |      |      |      |      |
|------------------------|----------------------|------|------|------|------|
| POWER SOURCE           | (V)                  | 230  |      |      |      |
| FREQUENCY              | (Hz)                 | 50   |      |      |      |
| RUNNING CURRENT (Cool) | (A)                  | 7.3  | 8.3  | 10.6 | 13.0 |
| RUNNING CURRENT (Heat) | (A)                  | 7.0  | 8.3  | 10.5 | 13.0 |
| INPUT WATTS (Cool)     | (kW)                 | 1.66 | 1.85 | 2.40 | 2.75 |
| INPUT WATTS (Heat)     | (kW)                 | 1.58 | 1.85 | 2.40 | 2.75 |
| E.E.R. (Cool)          | (kW/kW)              | 3.25 | 2.92 | 2.83 | 2.87 |
| E.E.R. (Heat)          | (kW/kW)              | 3.61 | 3.08 | 3.08 | 3.05 |
| MOISTURE REMOVAL       | ( ℓ /hr)             | 2.0  |      | 2.5  | 3.0  |
| AIR CIRCULATION-HI     | (m <sup>3</sup> /hr) | 900  | 760  | 900  | 950  |

#### COMPRESSOR

|             |   |           |           |           |           |
|-------------|---|-----------|-----------|-----------|-----------|
| TYPE        | Hermetic type, Deposit electrode condenser, 2 poles.<br>Single phase, Induction motor, Rotary |           |           |           |           |
| CODE        |   | 5KS205DAB | 5KS225DAC | 5JS290DAA | 5JS315DAD |
| REFRIGERANT | R410A (g)   | 1,550     | 1,550     | 1,700     | 2,300     |

#### FAN MOTOR

|              |                    |            |       |       |            |
|--------------|--------------------|------------|-------|-------|------------|
| POWER SOURCE | (V)                | 230        |       |       |            |
| INDOOR UNIT  | TYPE               | MFD-30HO   |       |       |            |
|              | HI-SPEED (r.p.m.)  | 1,300      | 1,150 | 1,300 | 1,380      |
|              | MED-SPEED (r.p.m.) | 1,120      | 1,030 | 1,160 | 1,280      |
|              | LO-SPEED (r.p.m.)  | 930        |       | 1,020 | 1,180      |
| OUTDOOR UNIT | TYPE               | MFB-24JTBT |       |       | MFB-30NTAT |
|              | HI- SPEED (r.p.m.) | 780        |       |       | 730        |
|              | LO-SPEED (r.p.m.)  | 400        |       |       | 450        |

#### DIMENSIONS

|              |                |                   |  |                 |
|--------------|----------------|-------------------|--|-----------------|
| INDOOR UNIT  | H x W x D (mm) | 270 x 1,150 x 285 |  |                 |
| OUTDOOR UNIT | H x W x D (mm) | 650 x 830 x 320   |  | 900 x 900 x 350 |

#### WEIGHT

|              |                  |         |         |         |
|--------------|------------------|---------|---------|---------|
| INDOOR UNIT  | GROSS / NET (kg) | 22 / 16 |         |         |
| OUTDOOR UNIT | GROSS / NET (kg) | 56 / 52 | 63 / 59 | 86 / 74 |

#### REFRIGERANT CHARGE (R410A)

| PIPE LENGTH           |                        | 7.5 m<br>(25 ft)    | 10 m<br>(33 ft)     | 15 m<br>(49 ft)     | 20 m<br>(66 ft)     | 25 m<br>(82 ft)     | Additional<br>refrigerant                |
|-----------------------|------------------------|---------------------|---------------------|---------------------|---------------------|---------------------|--|
| FULL CHARGE<br>AMOUNT | AWG18UBAJ<br>AWG18UBBJ | 1,550 g<br>(54.7oz) | 1,600 g<br>(56.4oz) | 1,700 g<br>(60.0oz) | 1,800 g<br>(63.5oz) | -                   | 20g (1.42oz) / 1m( 3.3ft)<br>(over 7.5m) |
|                       | AWG24UBBJ              | 1,700 g<br>(60.0oz) | 1,800 g<br>(63.5oz) | 2,000 g<br>(67.0oz) | 2,200 g<br>(70.5oz) | -                   | 40g (0.71oz) / 1m( 3.3ft)<br>(over 7.5m) |
|                       | AWG30UBBJ              | 2,300 g<br>(81.1oz) | 2,350 g<br>(82.9oz) | 2,450 g<br>(86.4oz) | 2,550 g<br>(89.9oz) | 2,650 g<br>(93.5oz) | 40g (1.42oz) / 1m( 3.3ft)<br>(over 7.5m) |

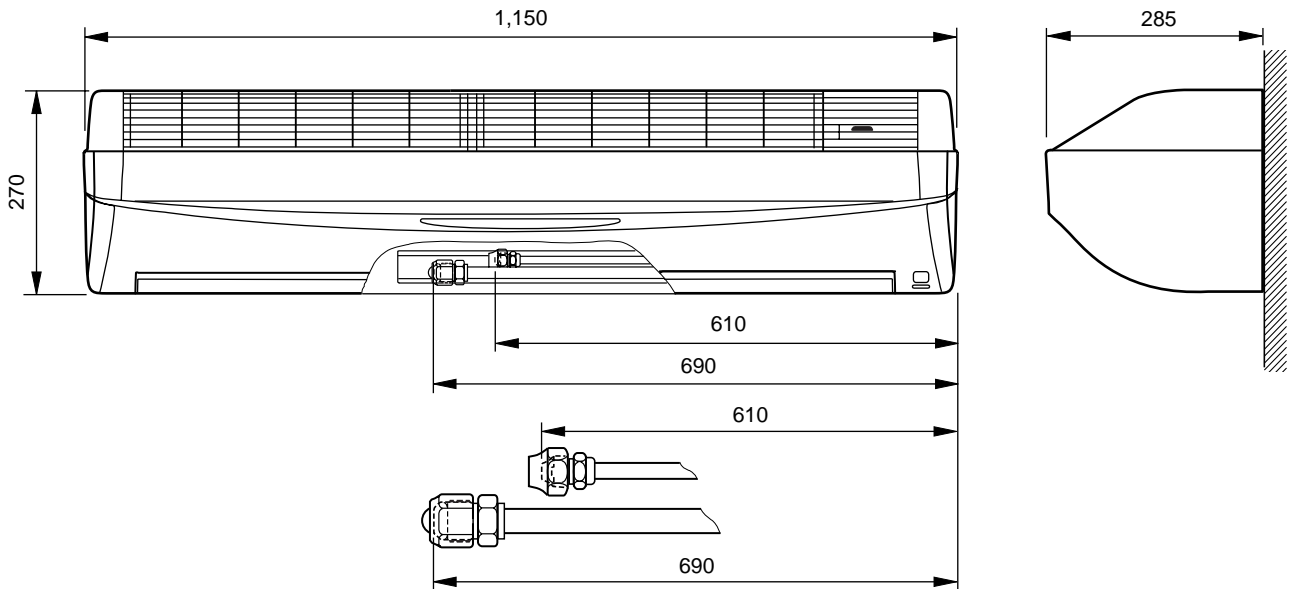
# OUTLINE AND DIMENSIONS

Unit : mm

## INDOOR UNIT

Models : AWG18FBAJ  
AWG18FBBJ  
AWG18UBAJ  
AWG18UBBJ  
AWG24FBBJ  
AWG24UBBJ  
AWG30FBBJ  
AWG30UBBJ

---

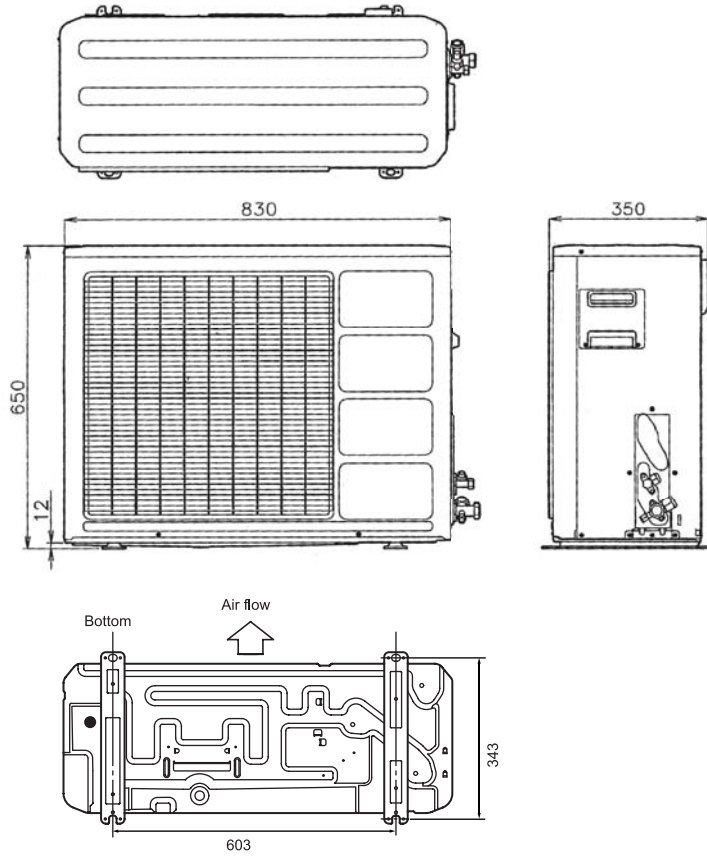


# OUTDOOR UNIT

Unit : mm

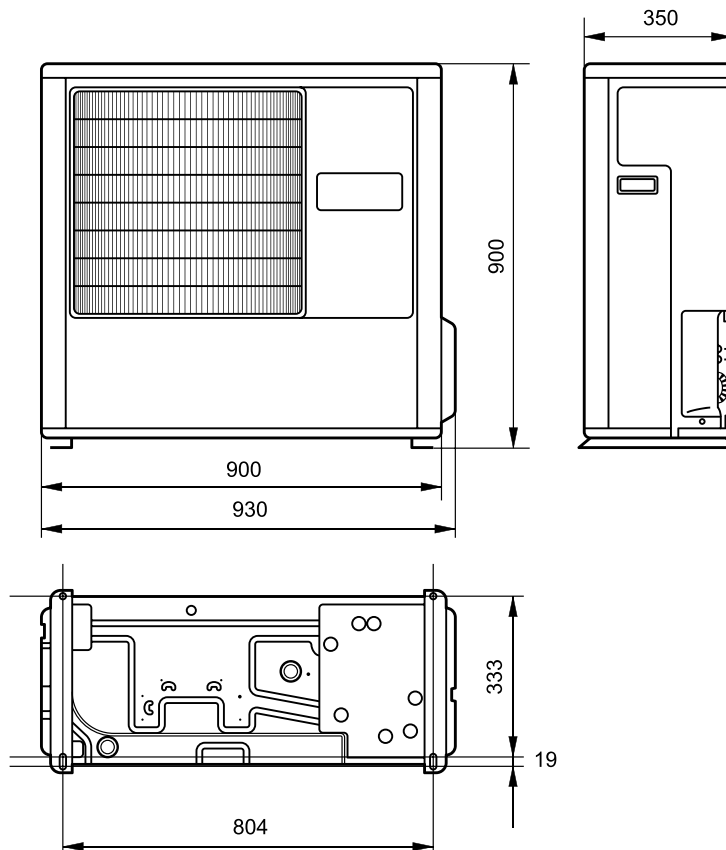
**Models :** AOG18FNAK  
AOG18FNBK  
AOG18UNAKL  
AOG18UNBKL  
AOG24FNBK  
AOG24UNBKL

---



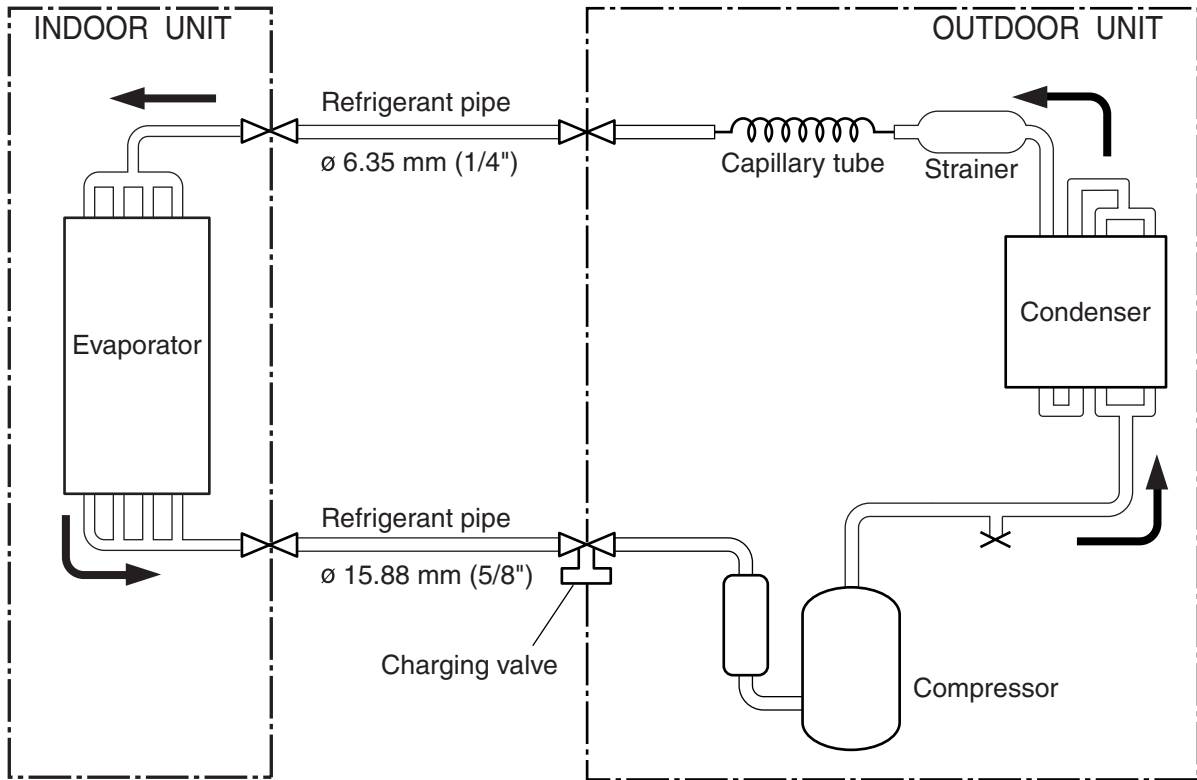
**Models :** AOG30FNBDL  
AOG30UNBDL

---

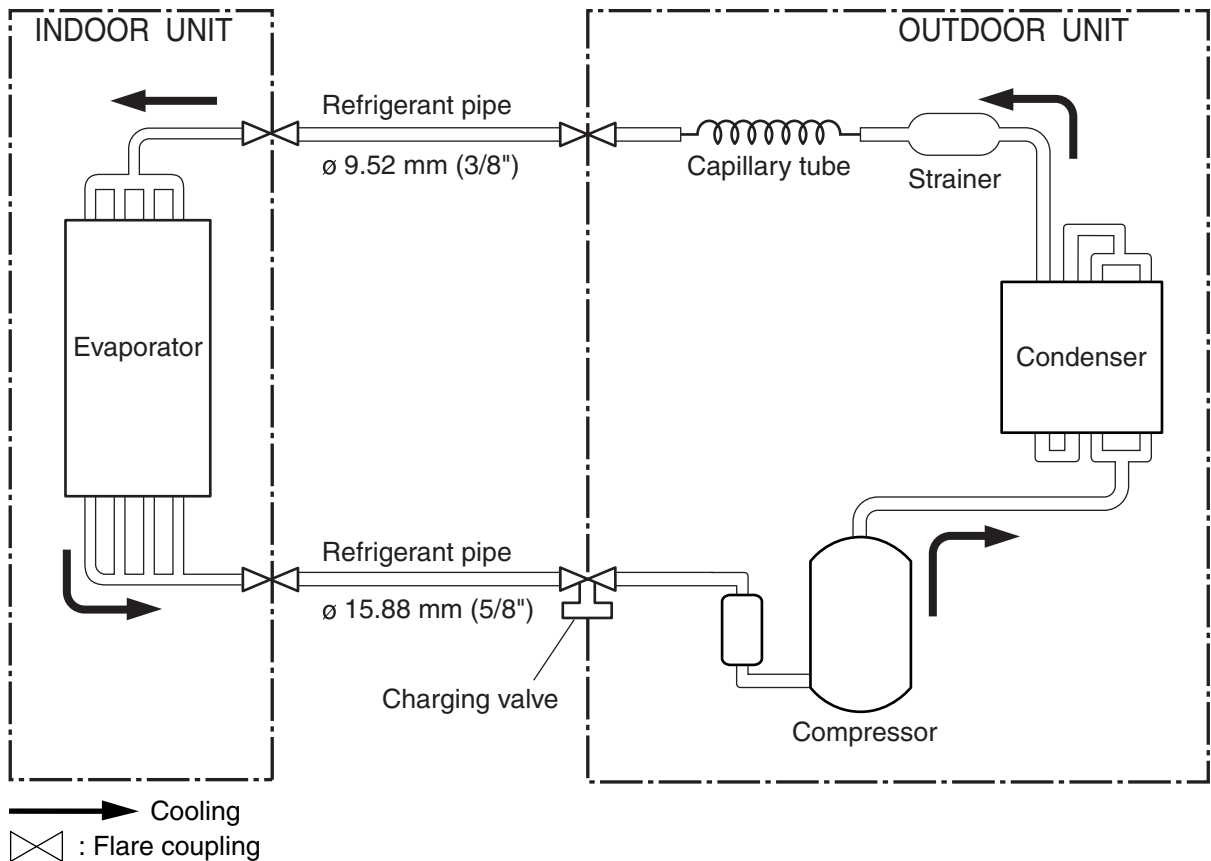


# REFRIGERANT SYSTEM DIAGRAM

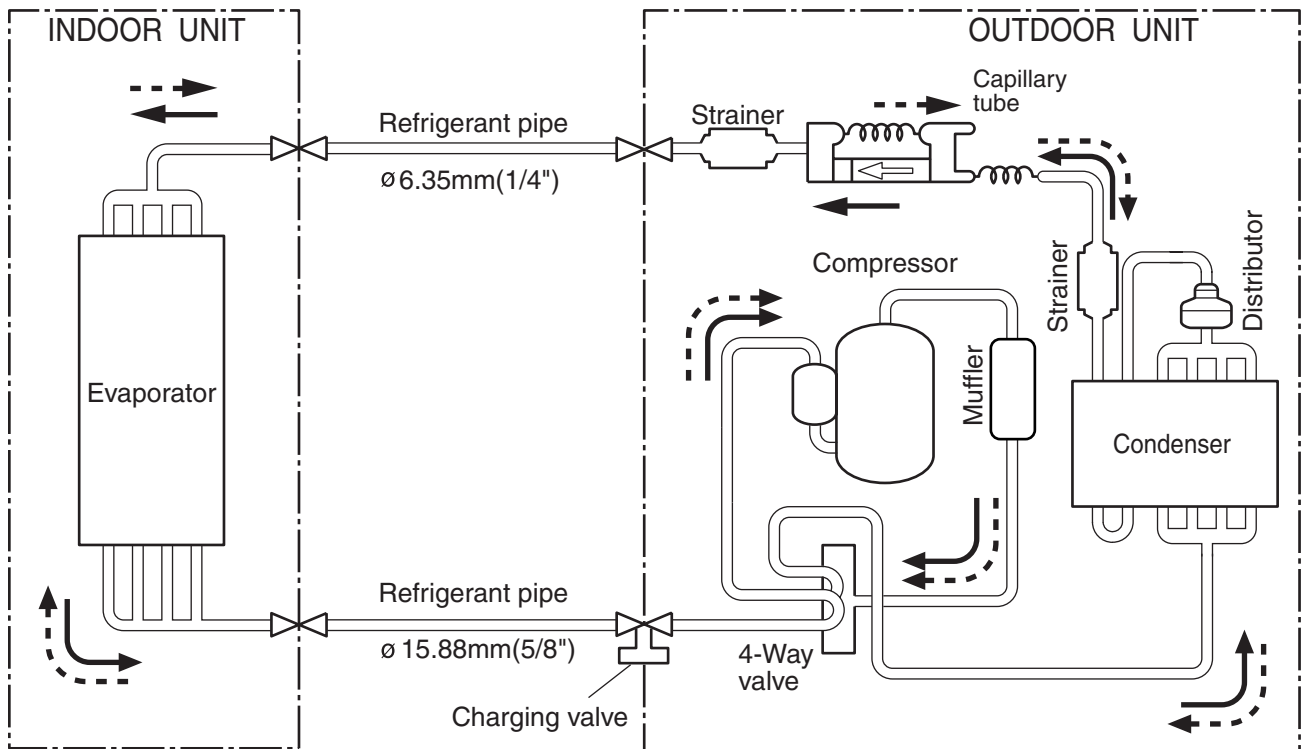
Models : AWG18FBAJ / AOG18FNAK  
 AWG18FBBJ / AOG18FNBK



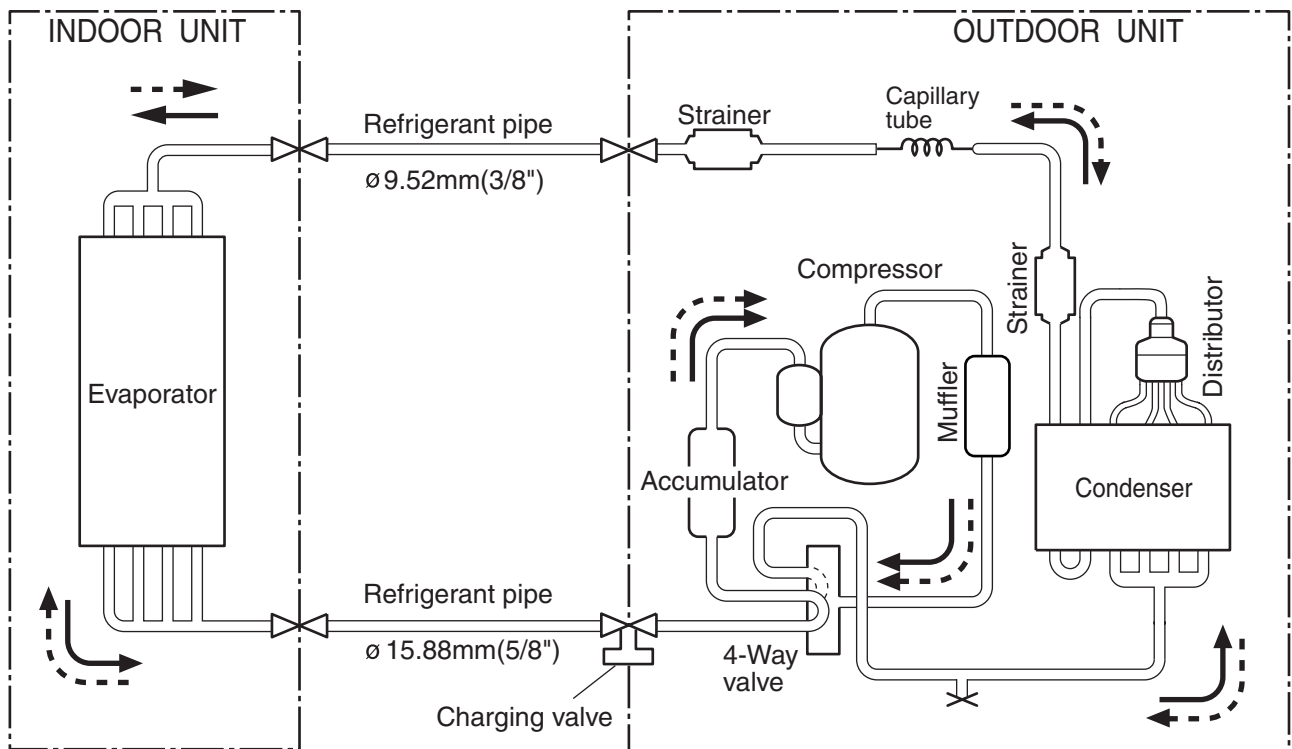
Models : AWG24FBBJ / AOG24FNBK



**Models : AWG18UBAJ / AOG18UNAKL  
AWG18UBBJ / AOG18UNBKL**

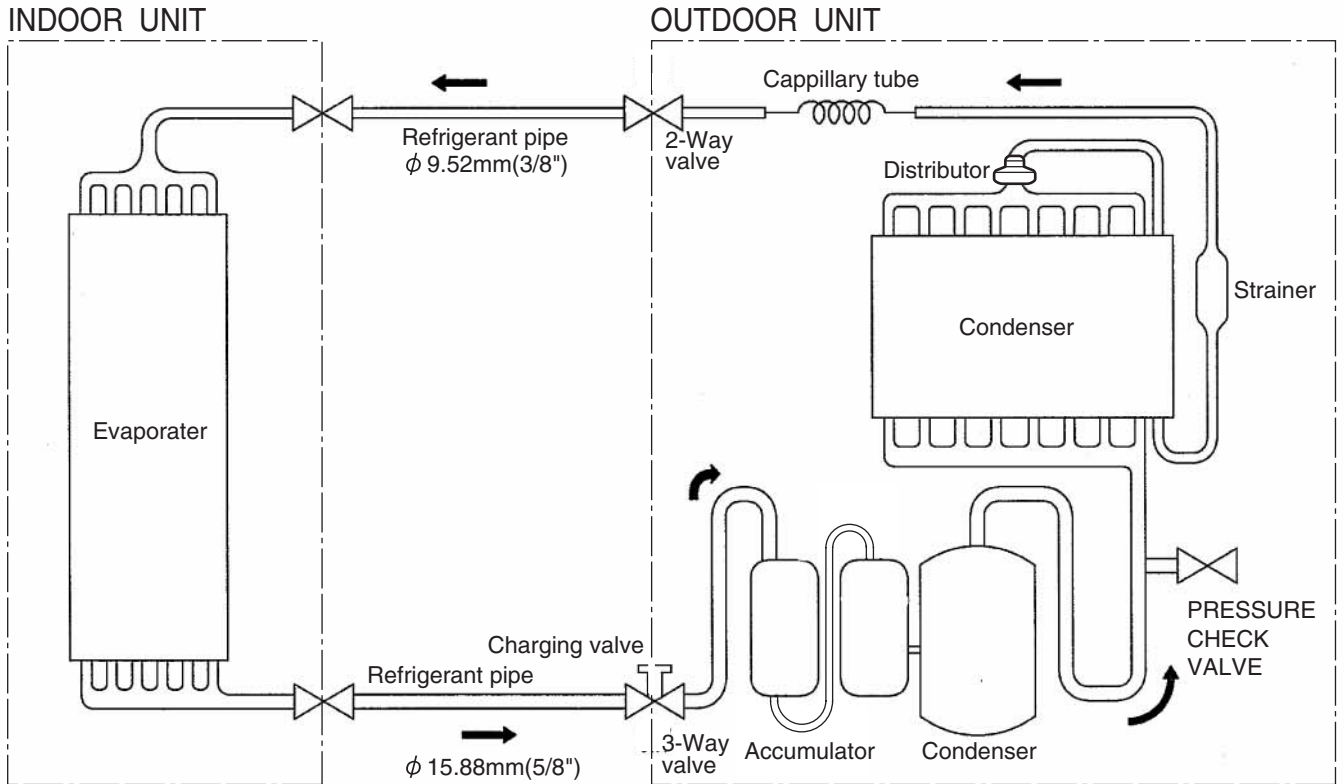


**Models : AWG24UBBJ / AOG24UNBKL**

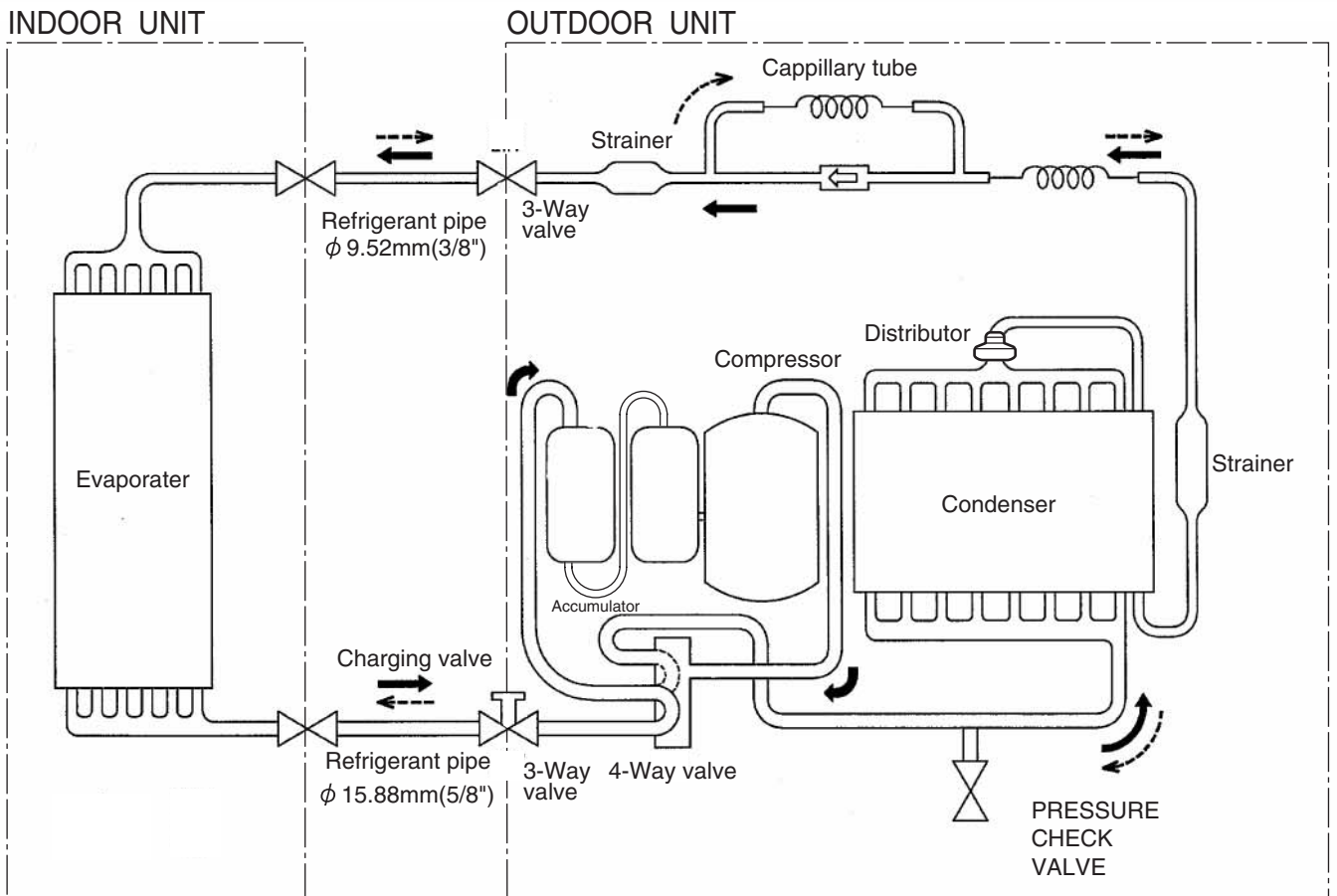


- Cooling
- - - -> Heating
- ⊗ : Flare coupling

**Models : AWG30FBBJ / AOG30FNBDL**



**Models : AWG30UBBJ / AOG30UNBDL**

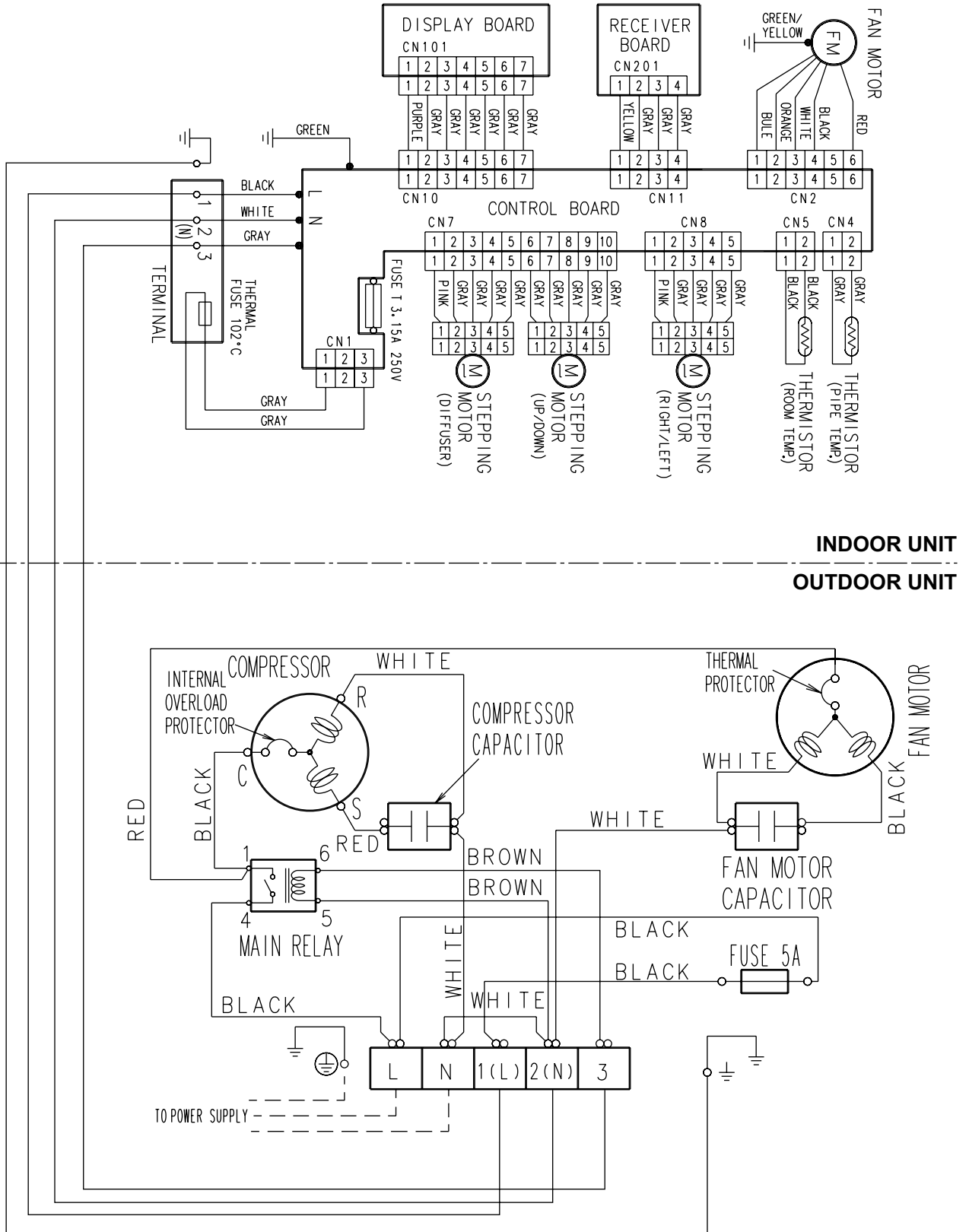


Cooling  
 Heating

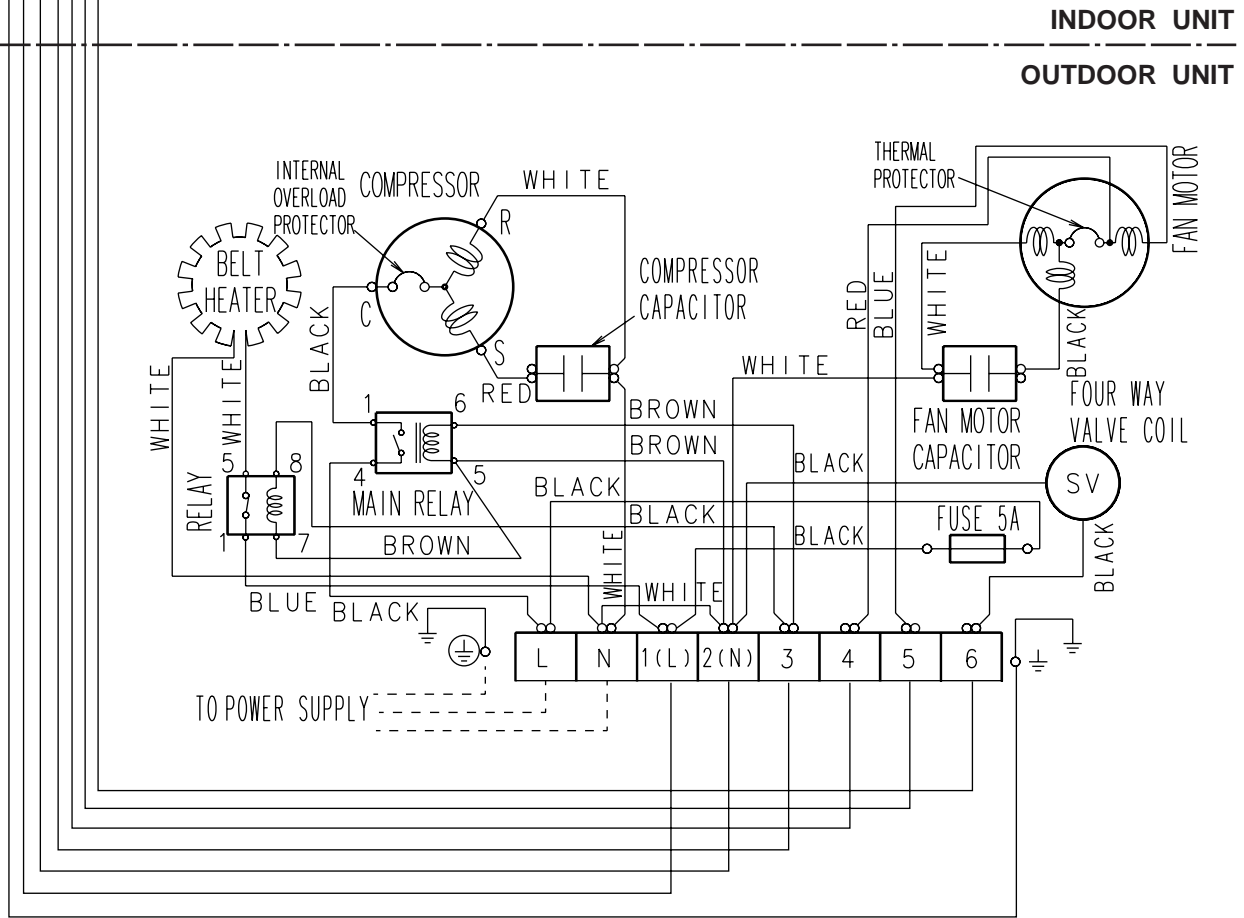
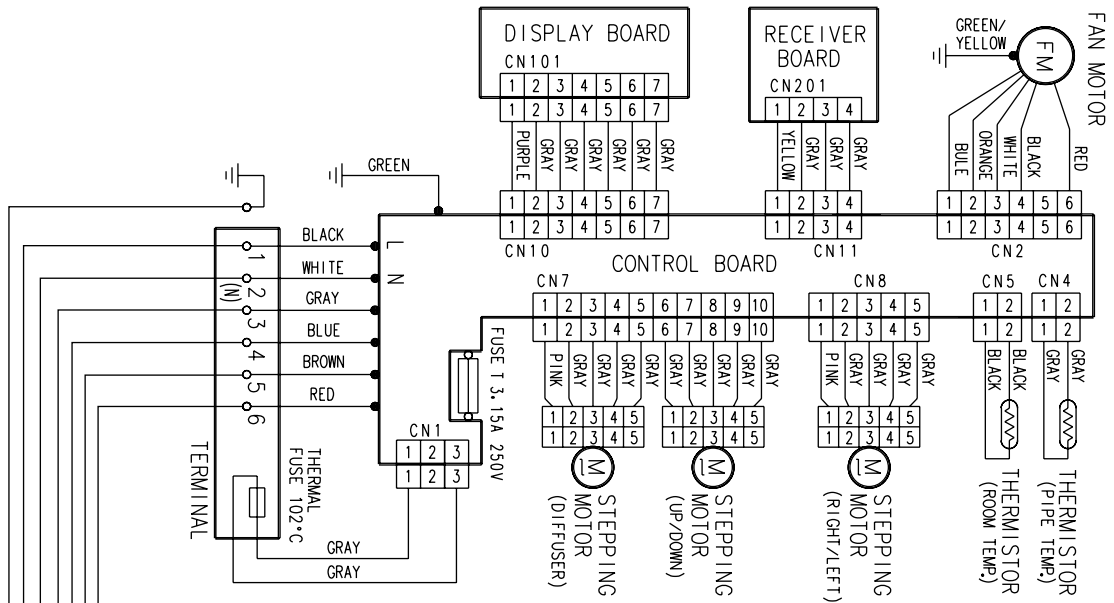


# CIRCUIT DIAGRAM

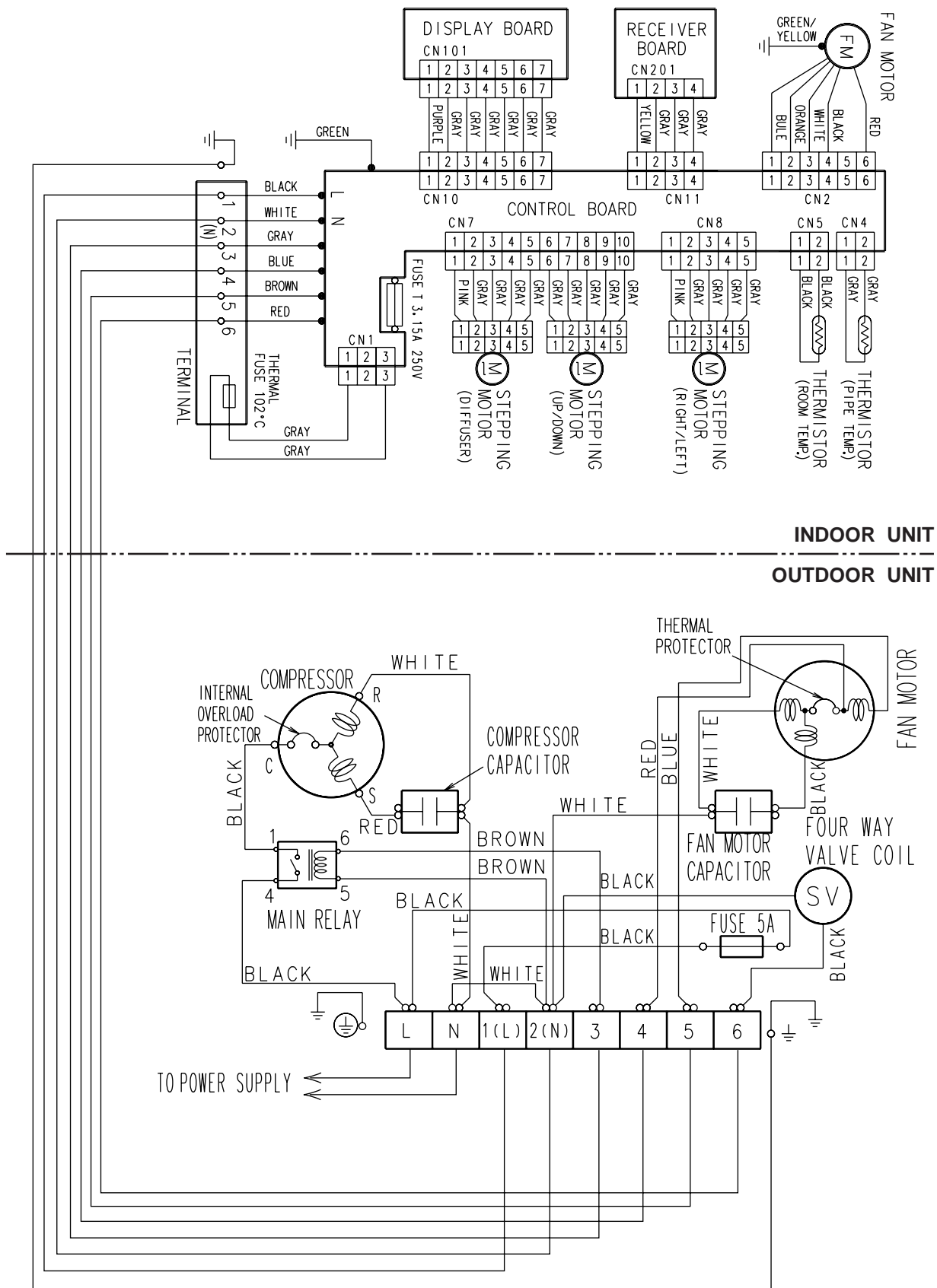
Models : **AWG18FBAJ / AOG18FNAK**  
**AWG18FBBJ / AOG18FNBK**  
**AWG24FBBJ / AOG24FNBK**

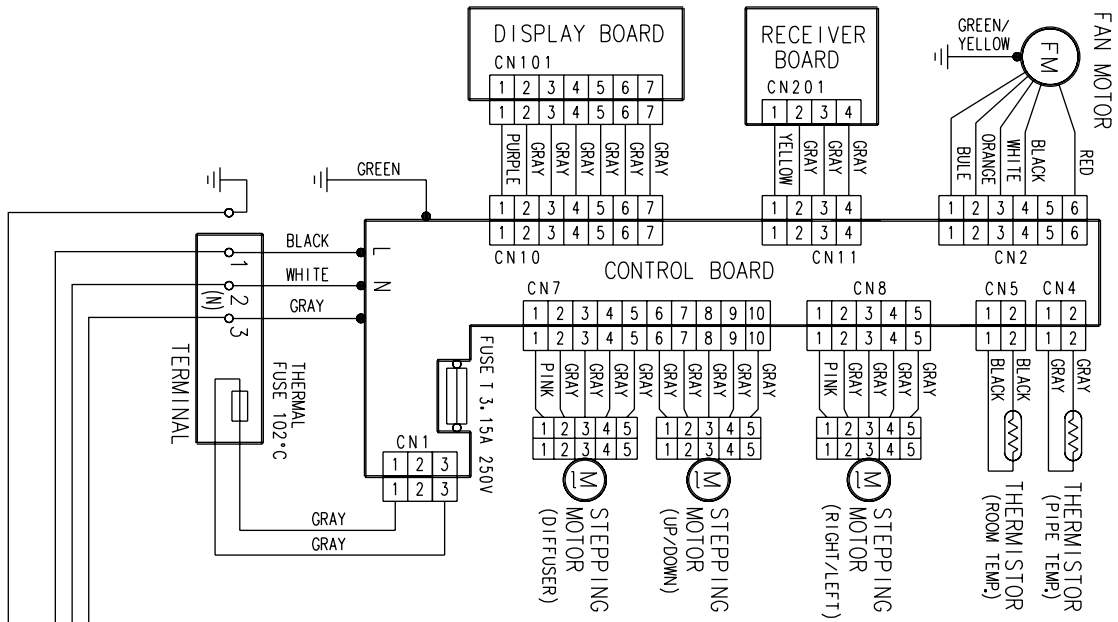


Models : AWG18UBAJ / AOG18UNAKL

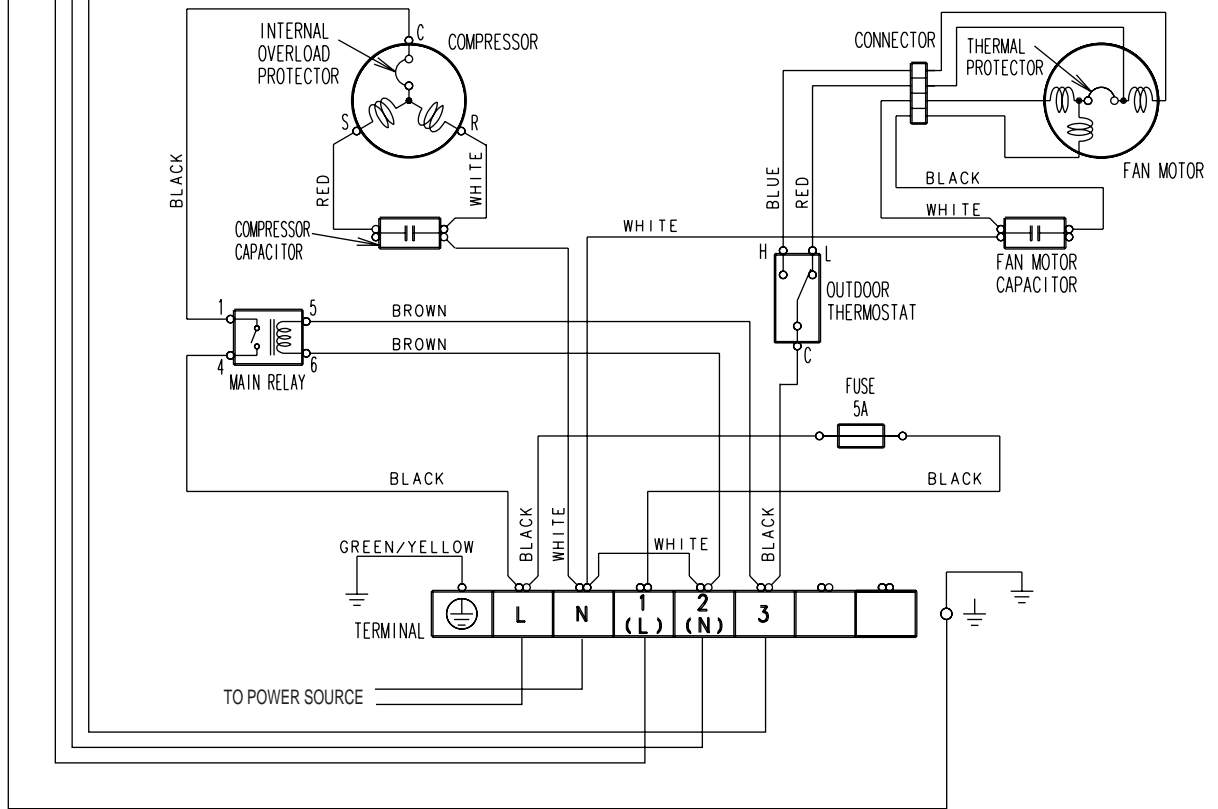


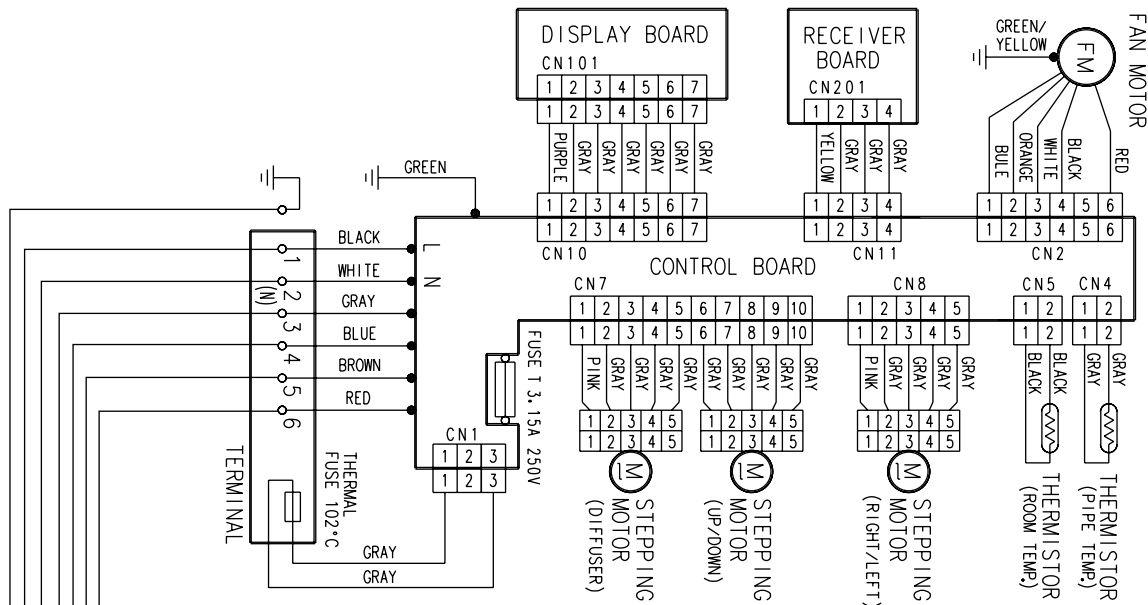
**Models : AWG18UBBJ / AOG18UNBKL  
AWG24UBBJ / AOG24UNBKL**





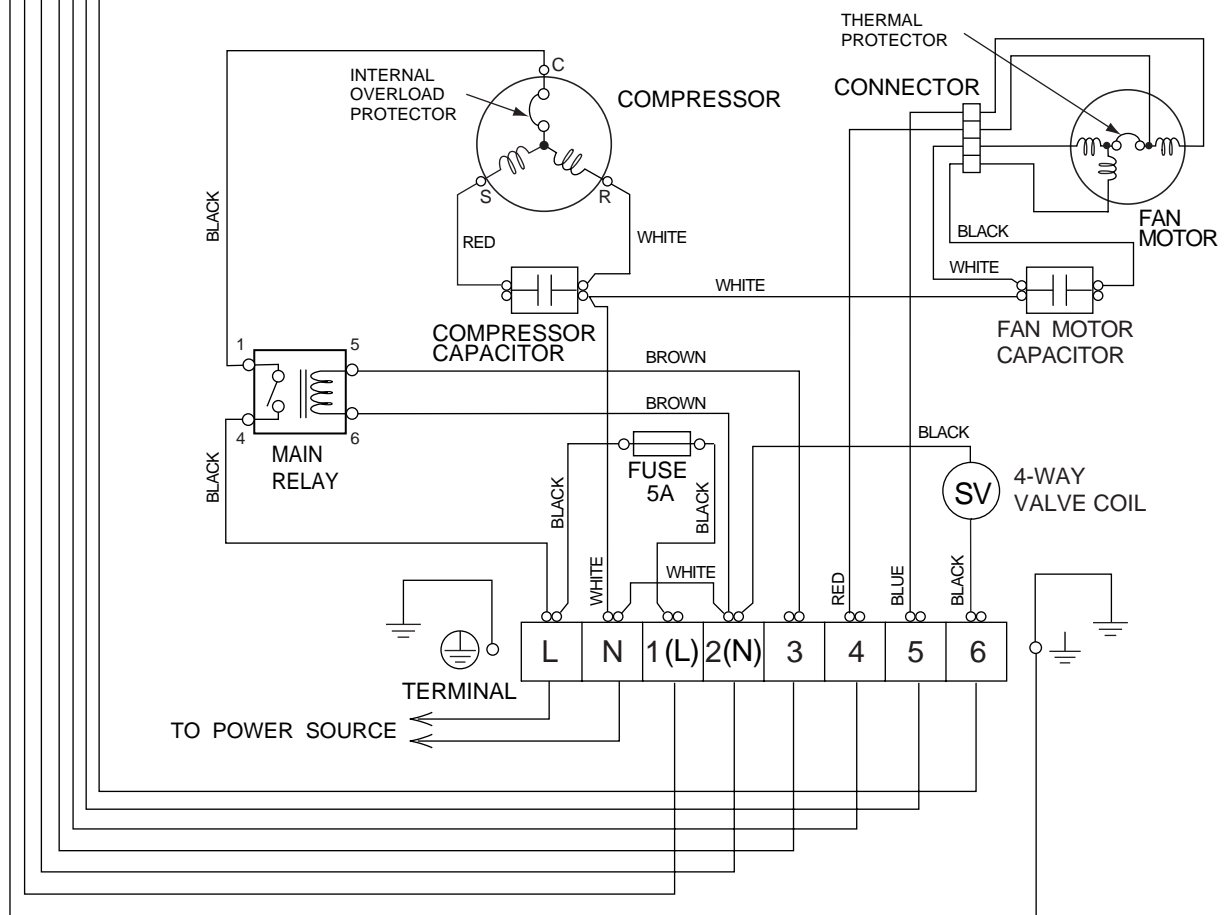
**INDOOR UNIT**  
**OUTDOOR UNIT**





**INDOOR UNIT**

**OUTDOOR UNIT**



## ERROR DISPLAY

The OPERATION, TIMER and SWING lamps operate as follows according to the error contents.

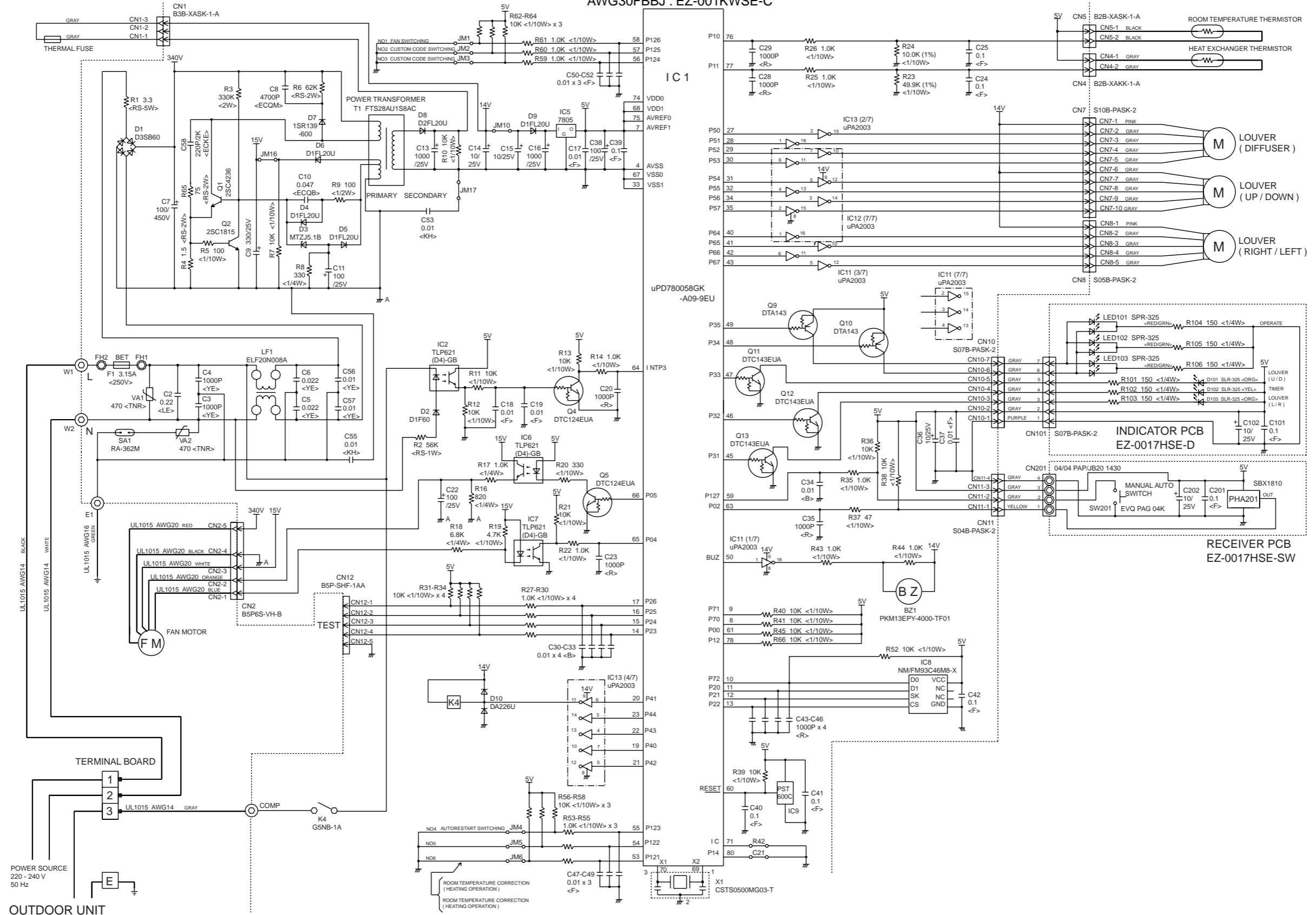
○ : Fast flashing      ● : Slow flashing      – : Off

| Error contents   | Error display      |                   |                   |
|--|--------------------|-------------------|-------------------|
|  | OPERATION<br>(RED) | TIMER<br>(YELLOW) | SWING<br>(ORANGE) |
| Indoor unit circuit board error                          | ○                  | ○                 | –                 |
| Indoor unit room temperature sensor wire opened          | 2 times ●          | ○                 | –                 |
| Indoor unit room temperature sensor wire short circuited | 2 times ●          | ○                 | ○                 |
| Indoor unit piping sensor wire opened                    | 3 times ●          | ○                 | –                 |
| Indoor unit piping sensor wire short circuited           | 3 times ●          | ○                 | ○                 |
| Indoor unit fan error                                    | 6 times ●          | ○                 | –                 |

# INDOOR PRINTED CIRCUIT BOARD CIRCUIT DIAGRAM

Models : AWG18FBAJ  
AWG18FBBJ  
AWG24FBBJ  
AWG30FBBJ

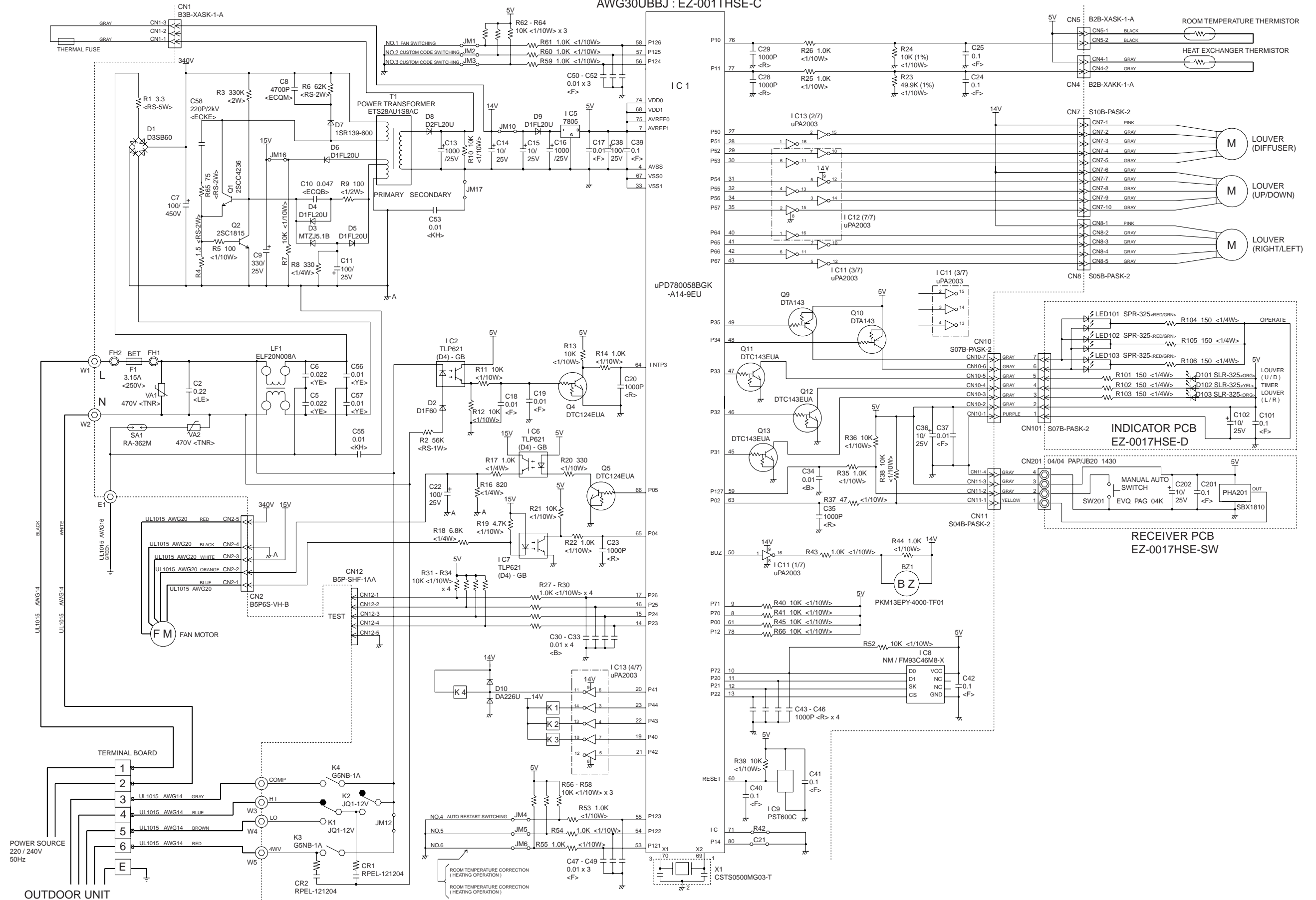
CONTROLLER PCB ASSEMBLY ( MAIN PCB )  
AWG18FBAJ : EZ-003LWSE-C  
AWG18FBBJ : EZ-001EWSE-C  
AWG24FBBJ : EZ-001DWSE-C  
AWG30FBBJ : EZ-001KWSE-C



Models **AWG18FBAJ**  
**AWG18FBBJ**  
**AWG24FBBJ**  
**AWG30FBBJ**

CONTROLLER PCB ASSEMBLY ( MAIN PCB )

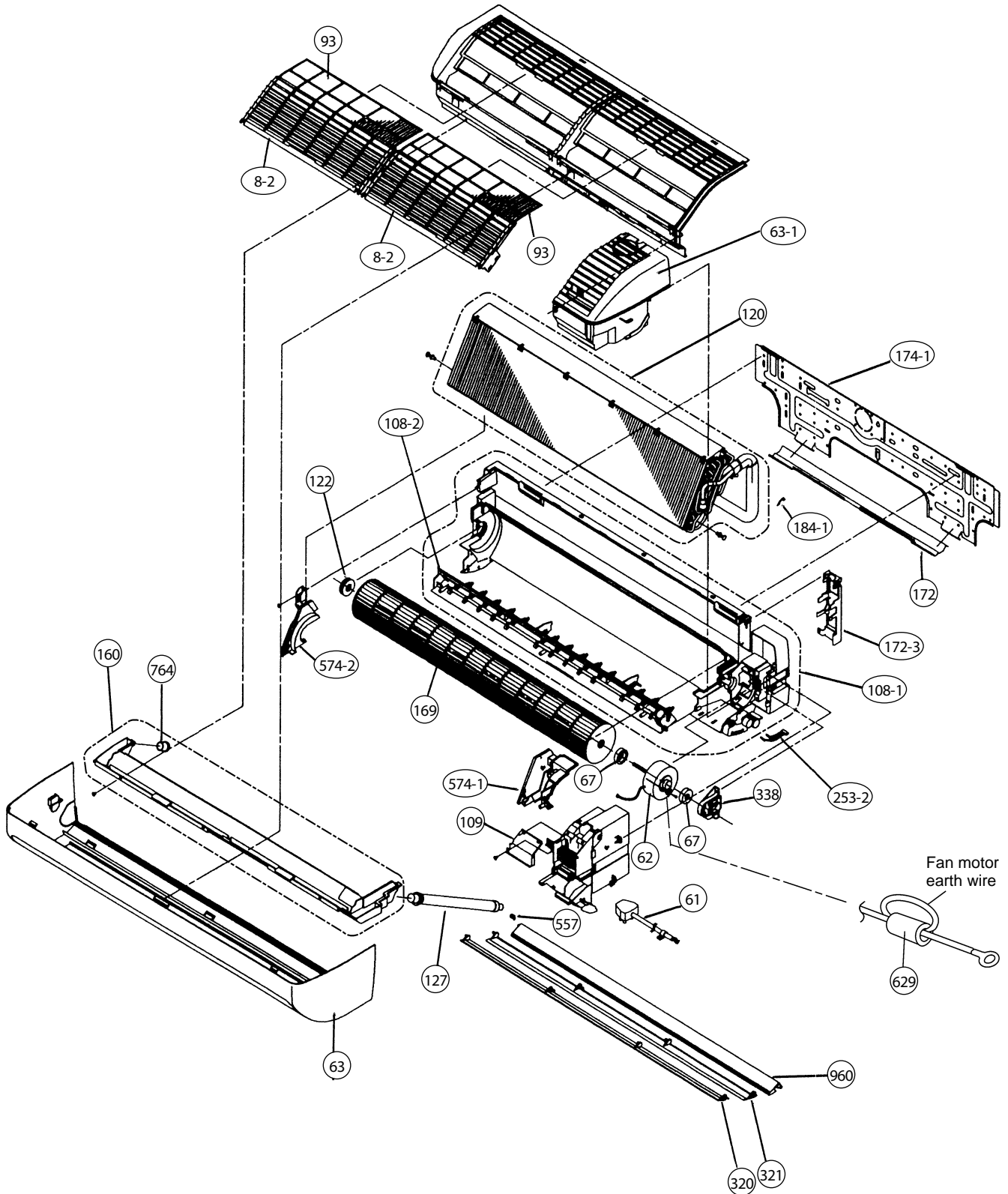
AWG18UBAJ : EZ-00304HSE-C  
 AWG18UBBJ : EZ-003BHSE-C  
 AWG24UBBJ : EZ-0017HSE-C  
 AWG30UBBJ : EZ-001THSE-C



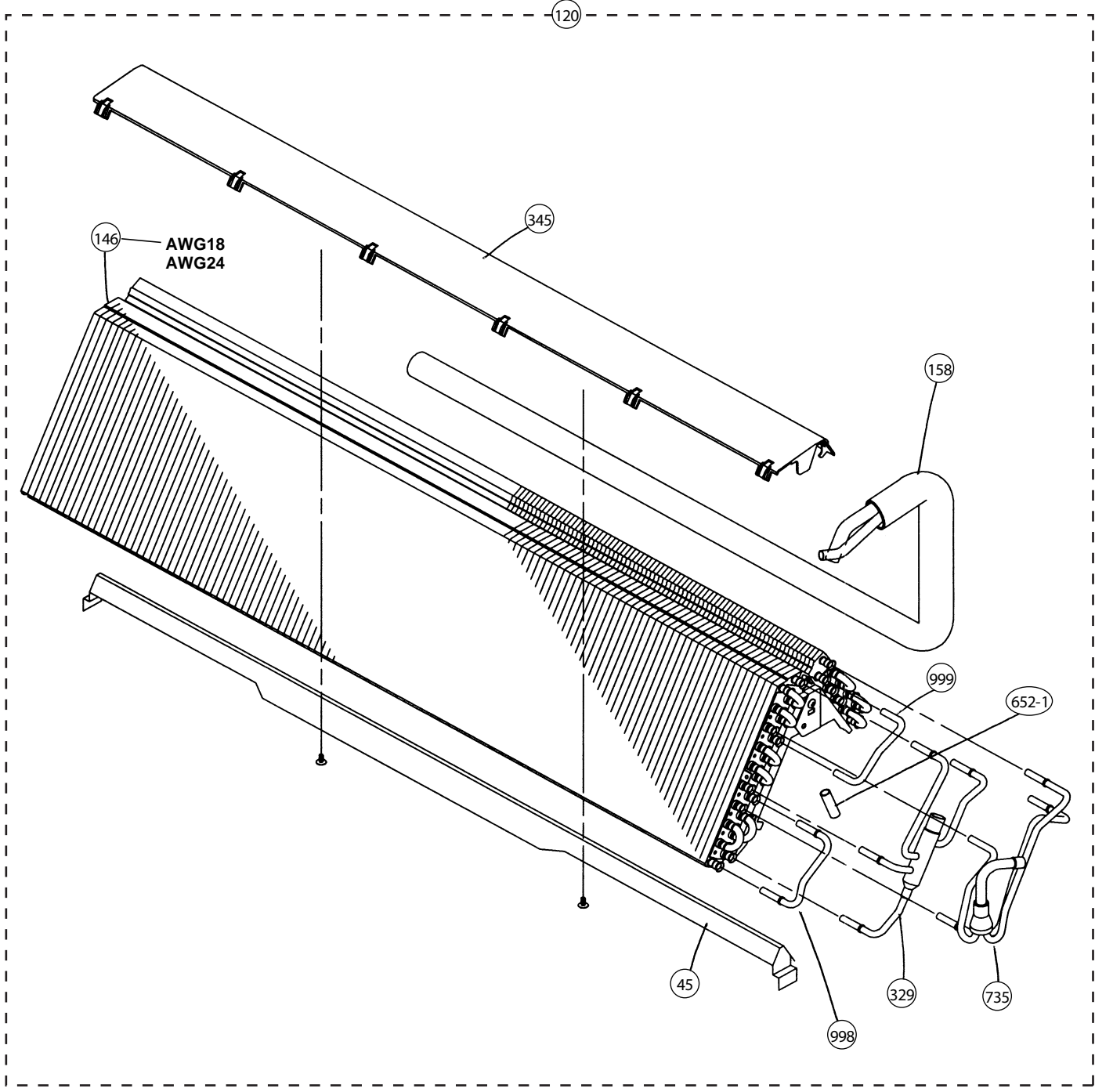


# DISASSEMBLY ILLUSTRATION (Indoor unit)

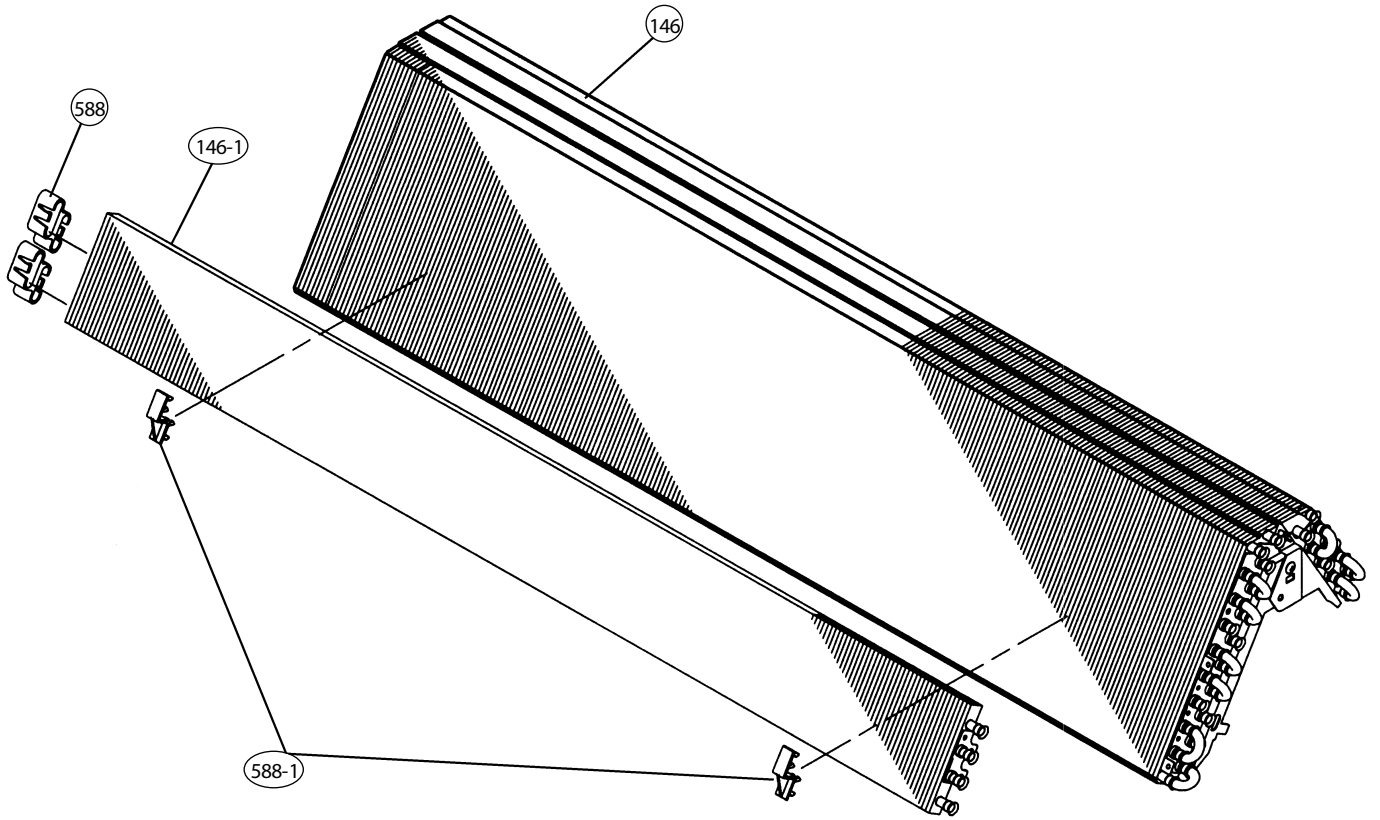
Models : AWG18FBAJ    AWG18UBAJ  
          AWG18FBBJ    AWG18UBBJ  
          AWG24FBBJ    AWG24UBBJ  
          AWG30FBBJ    AWG30UBBJ

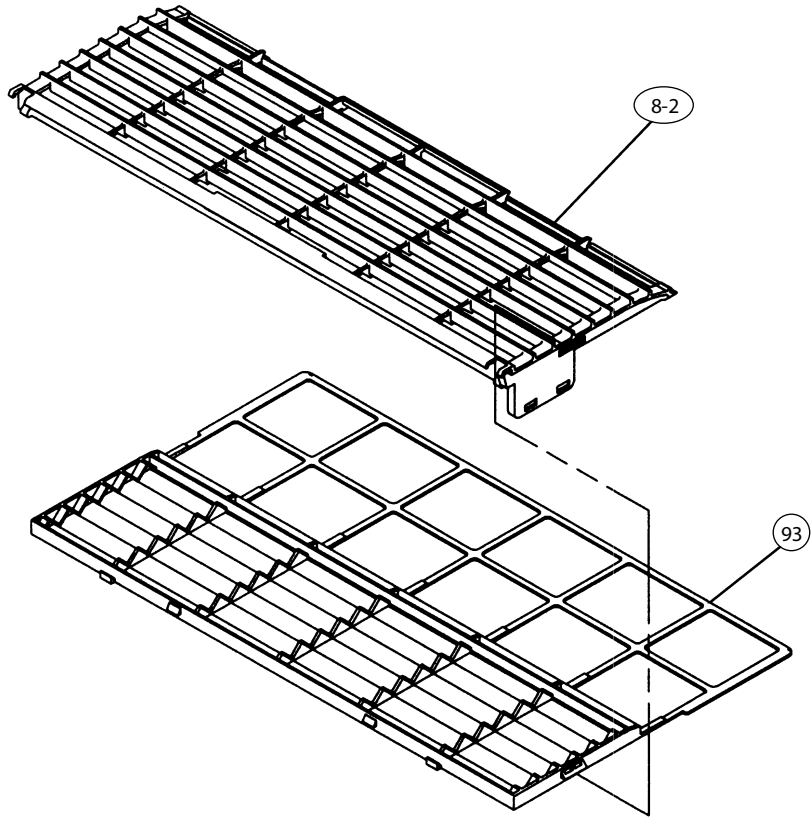


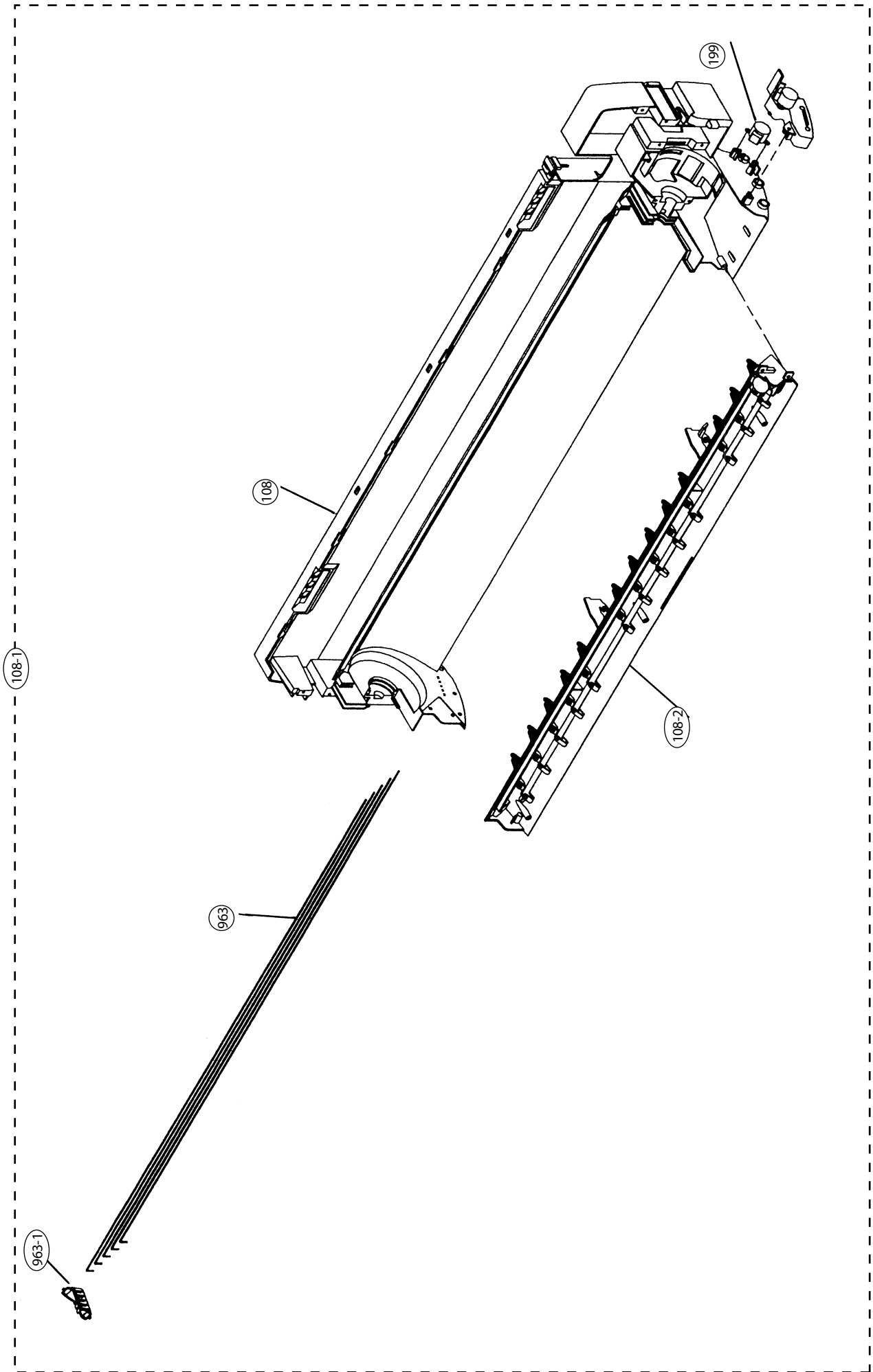
120

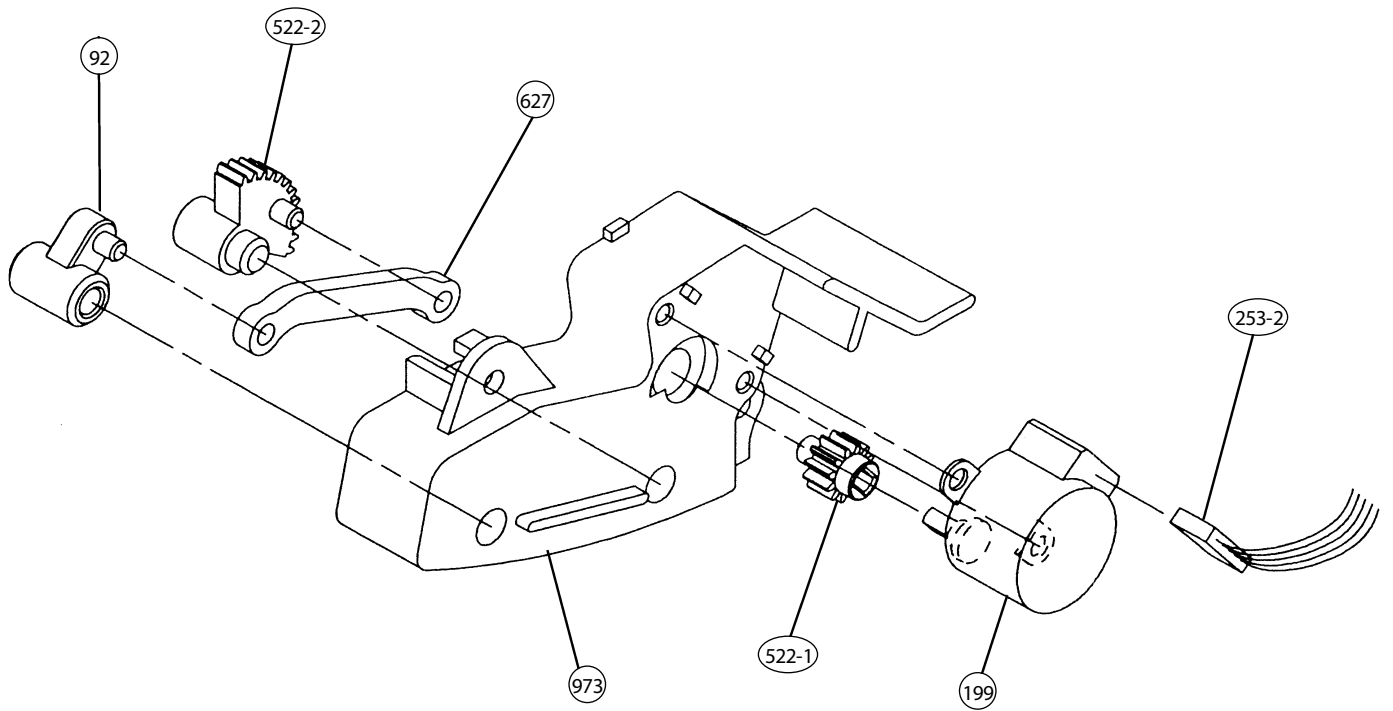


Models : AWG30FBBJ  
AWG30UBBJ

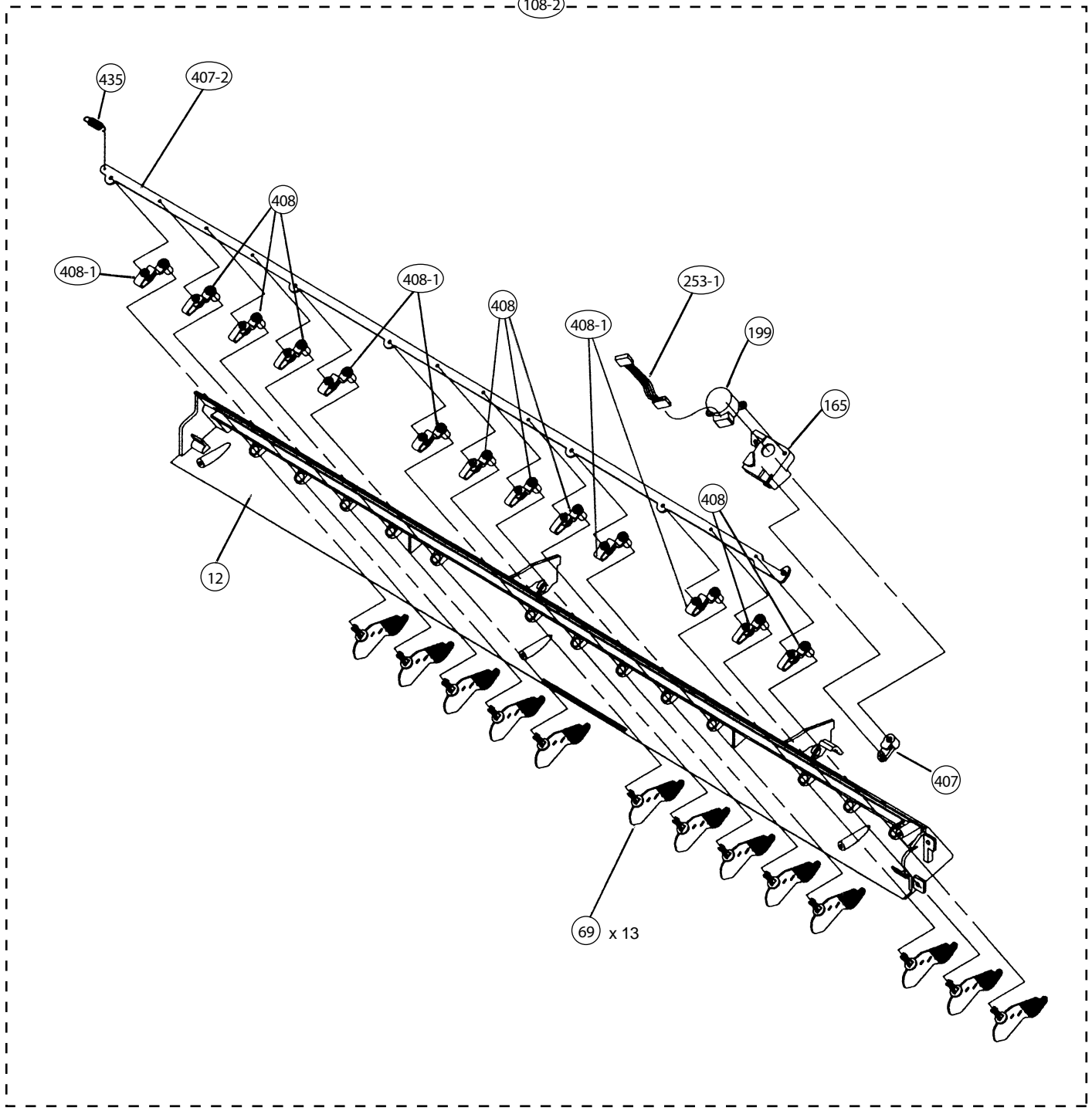


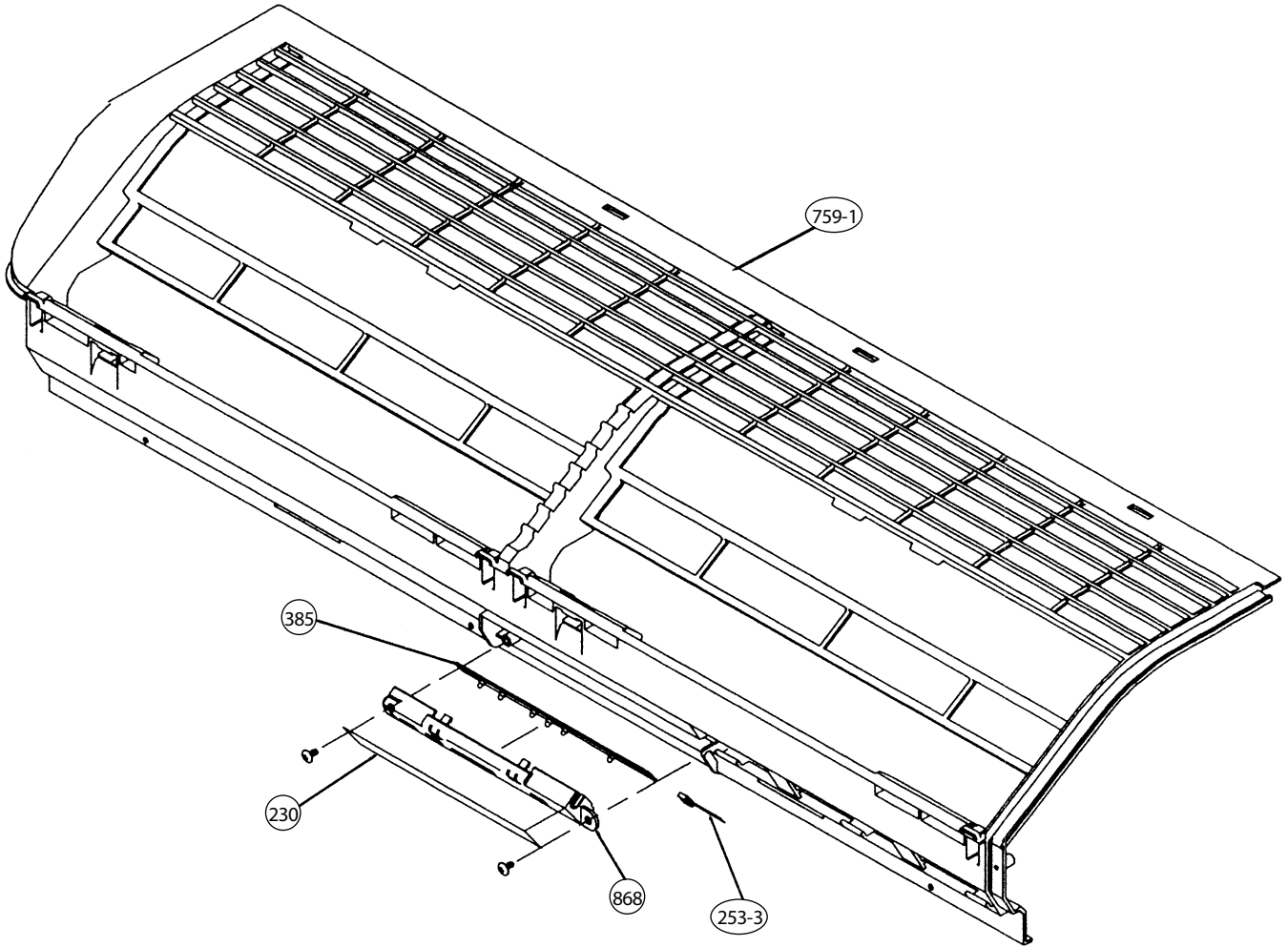




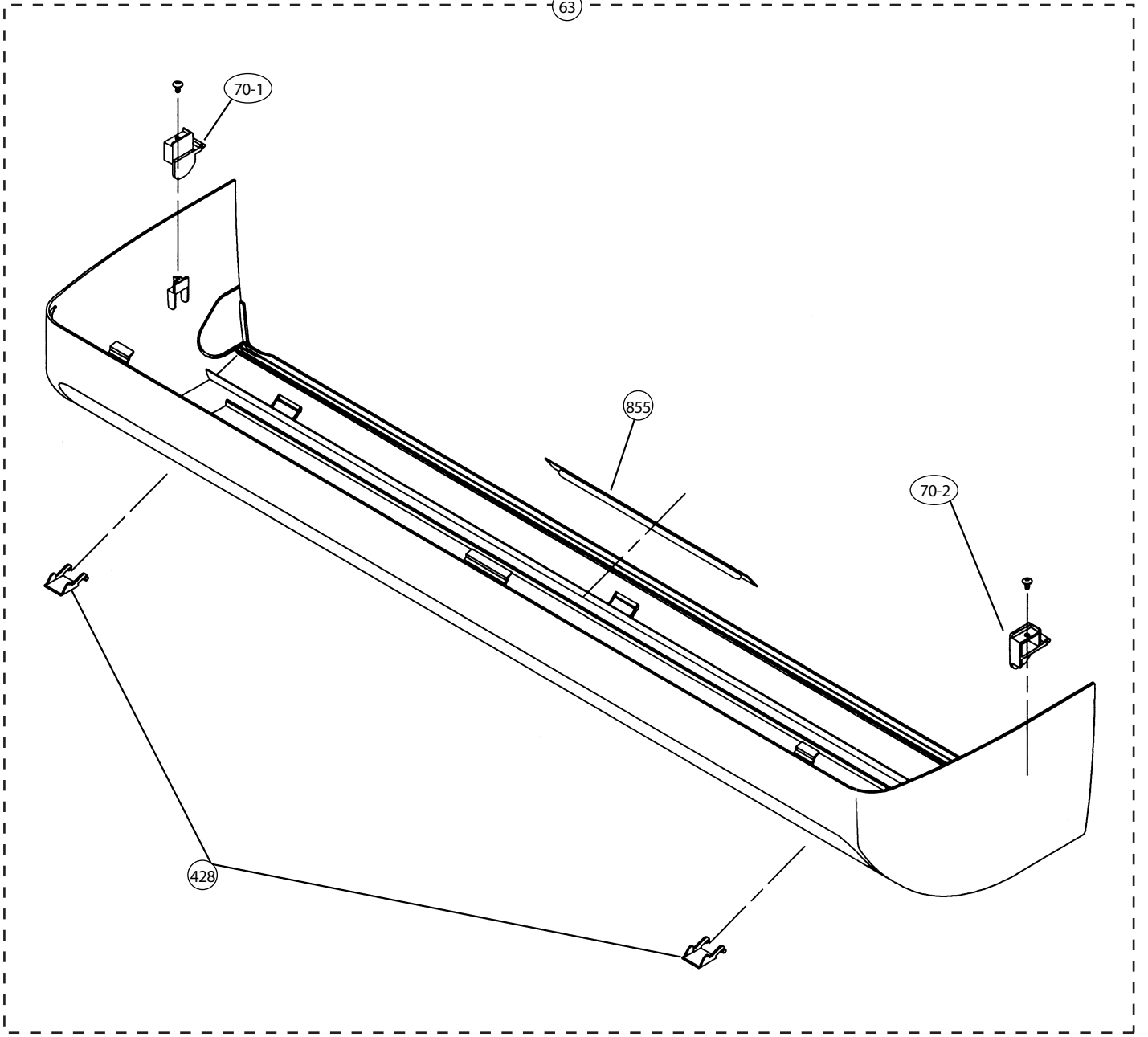


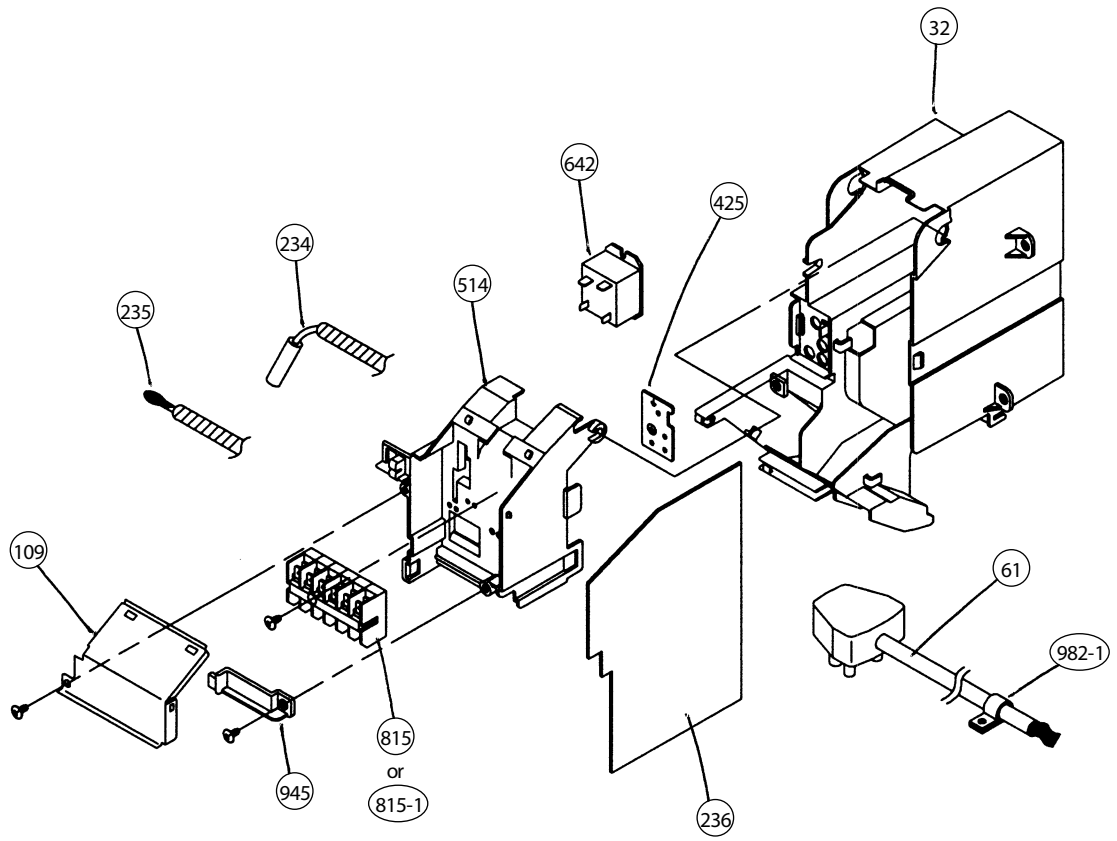
108-2





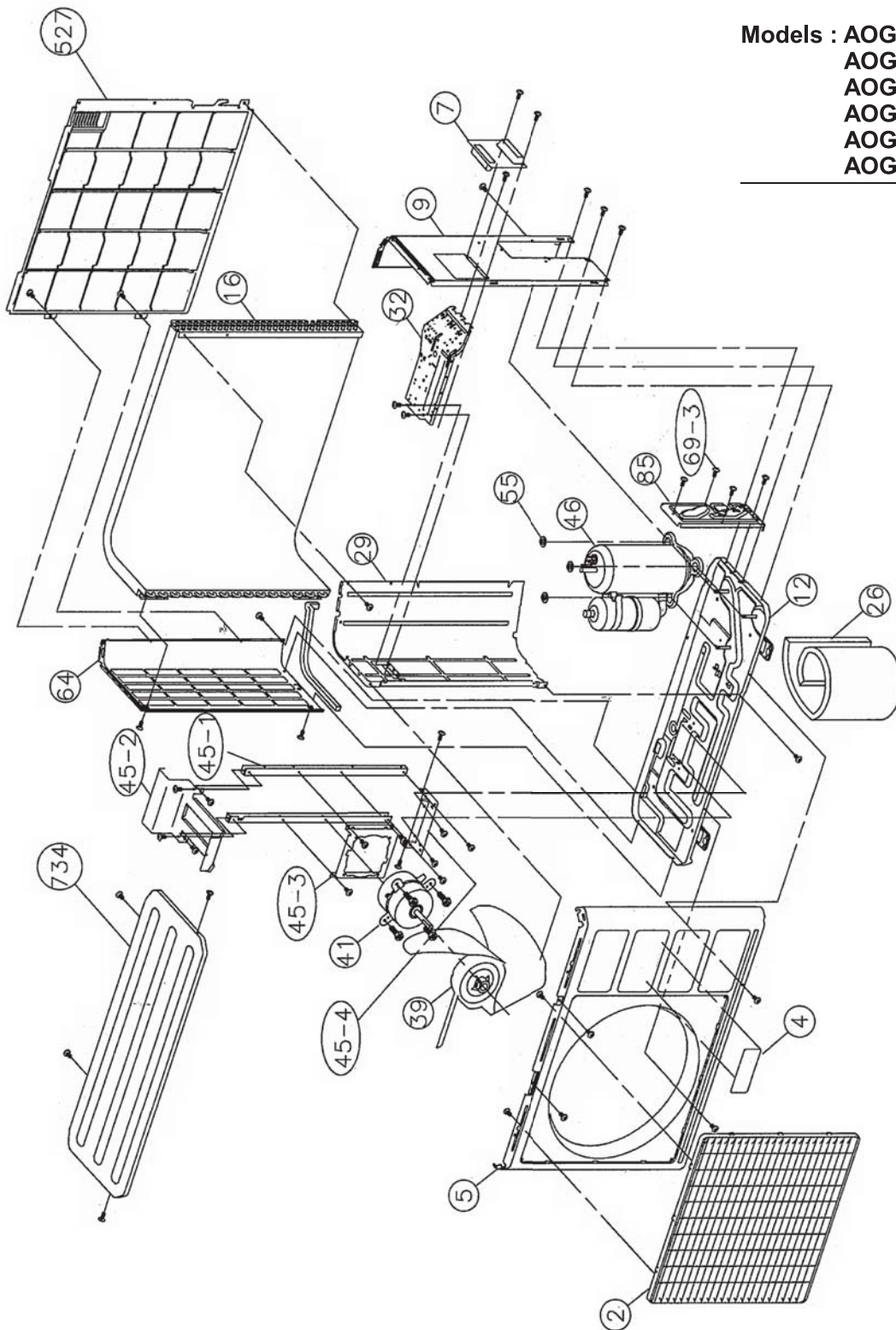




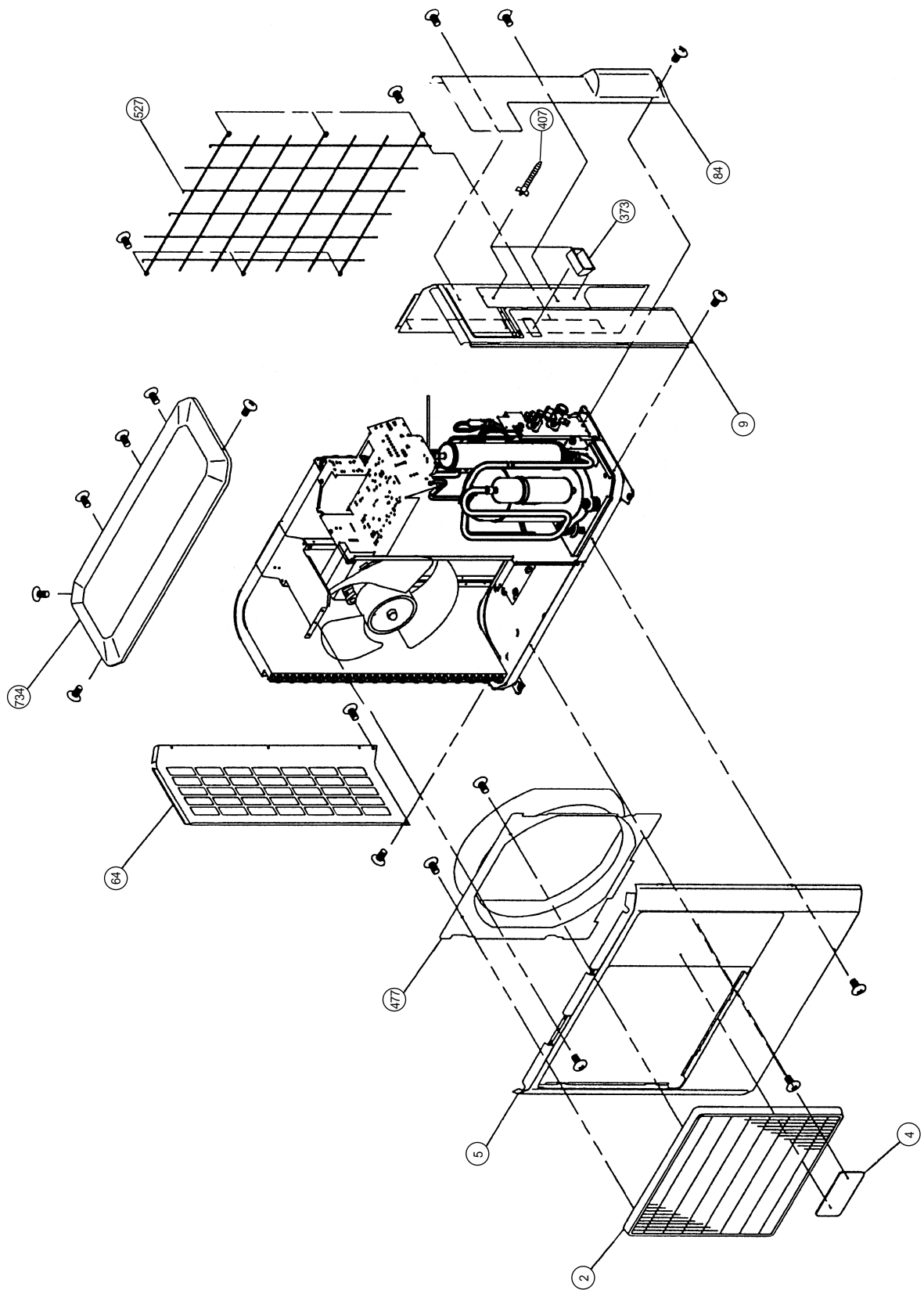


# DISASSEMBLY ILLUSTRATION (Outdoor unit)

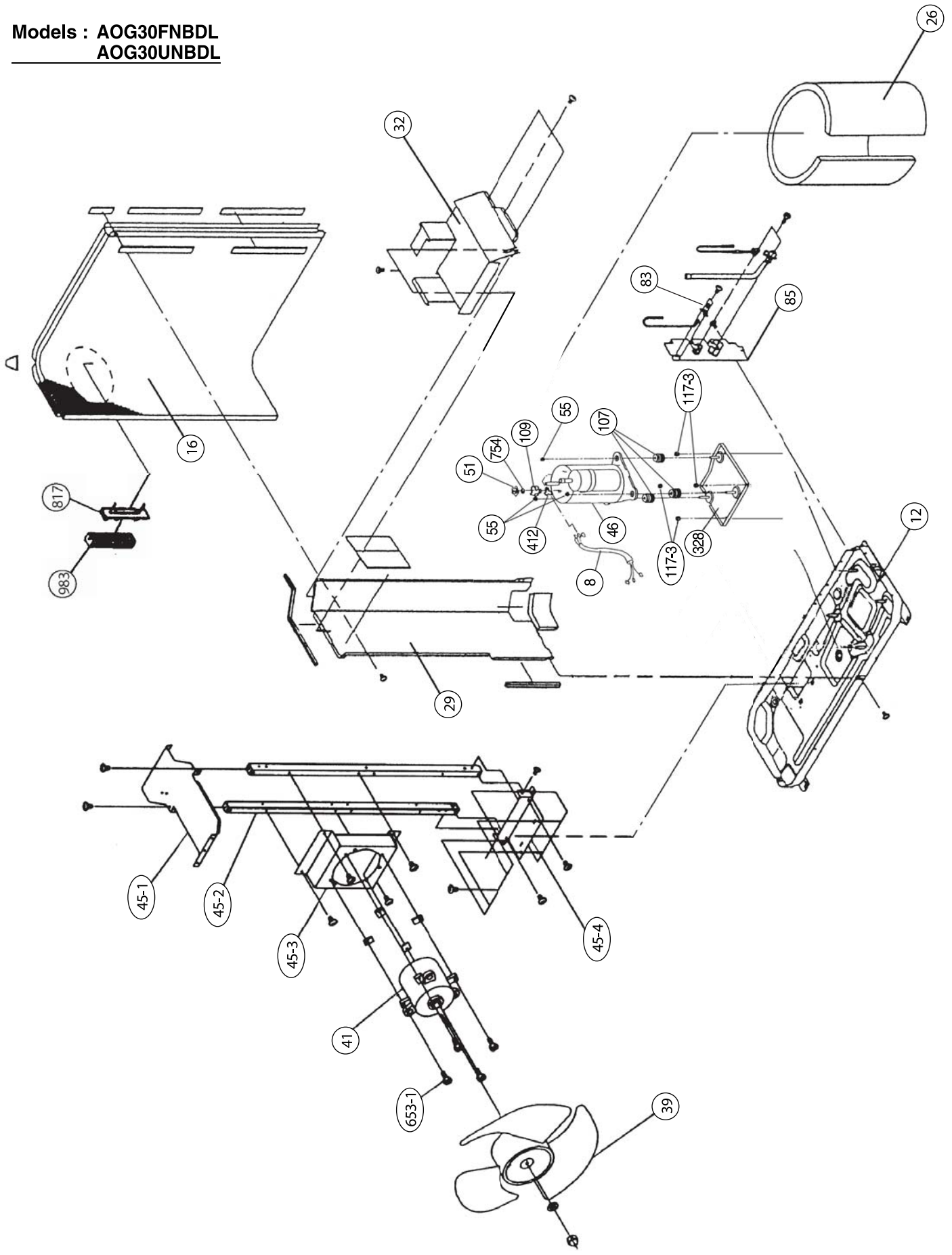
Models : AOG18FNAK  
AOG18FNBK  
AOG24FNBK  
AOG18UNAKL  
AOG18UNBKL  
AOG24UNBKL



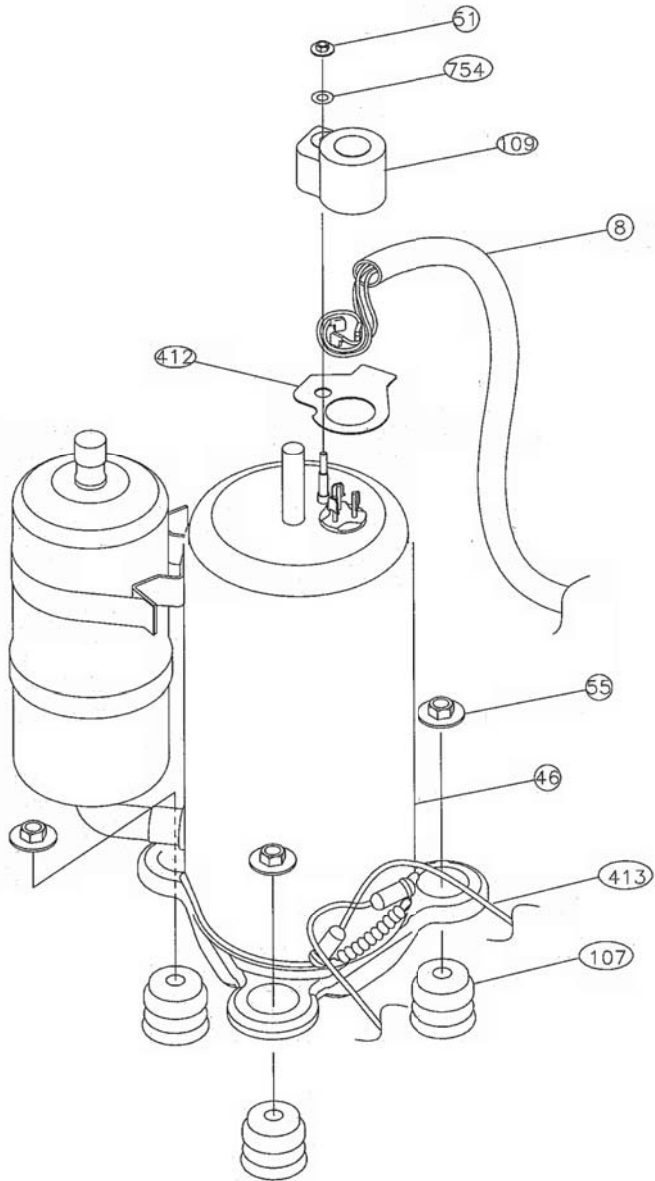
Models : AOG30FNBDL  
AOG30UNBDL



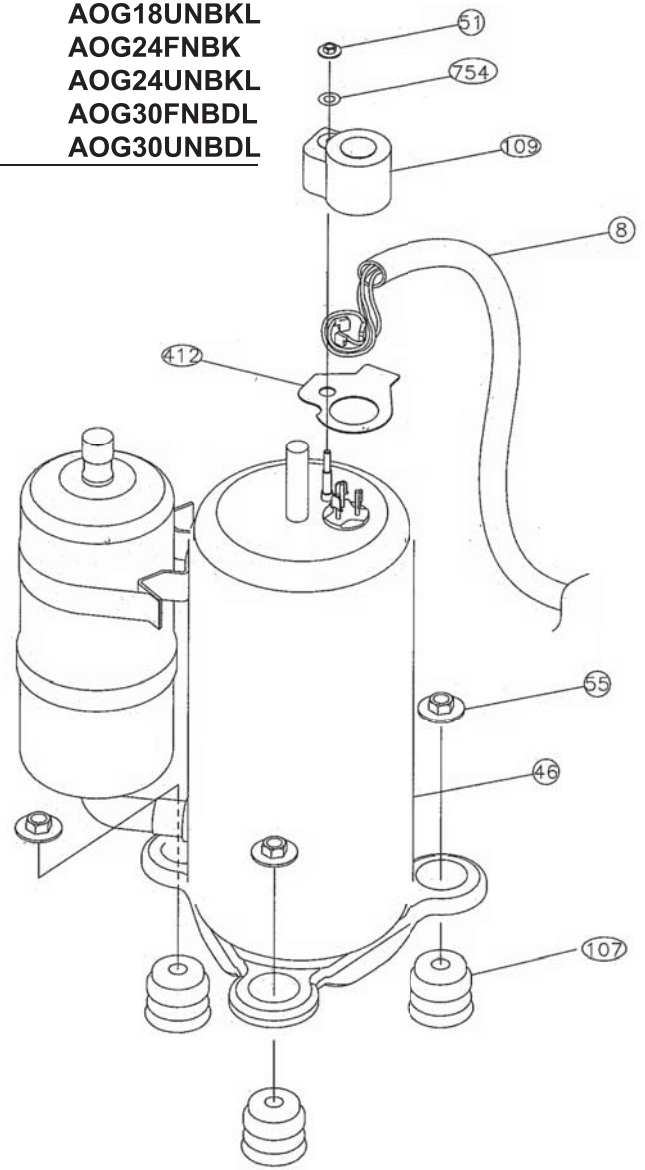
Models : AOG30FNBDL  
AOG30UNBDL



**Model : AOG18UNAKL**

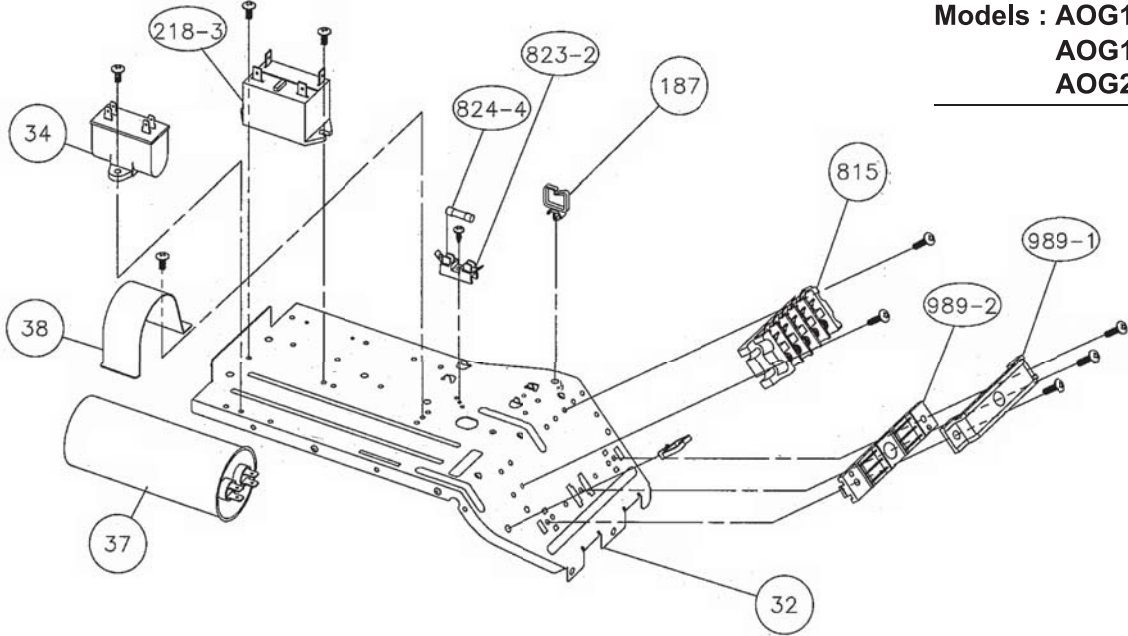


**Models : AOG18FNAK  
AOG18FNBK  
AOG18UNBKL  
AOG24FNBK  
AOG24UNBKL  
AOG30FNBDL  
AOG30UNBDL**

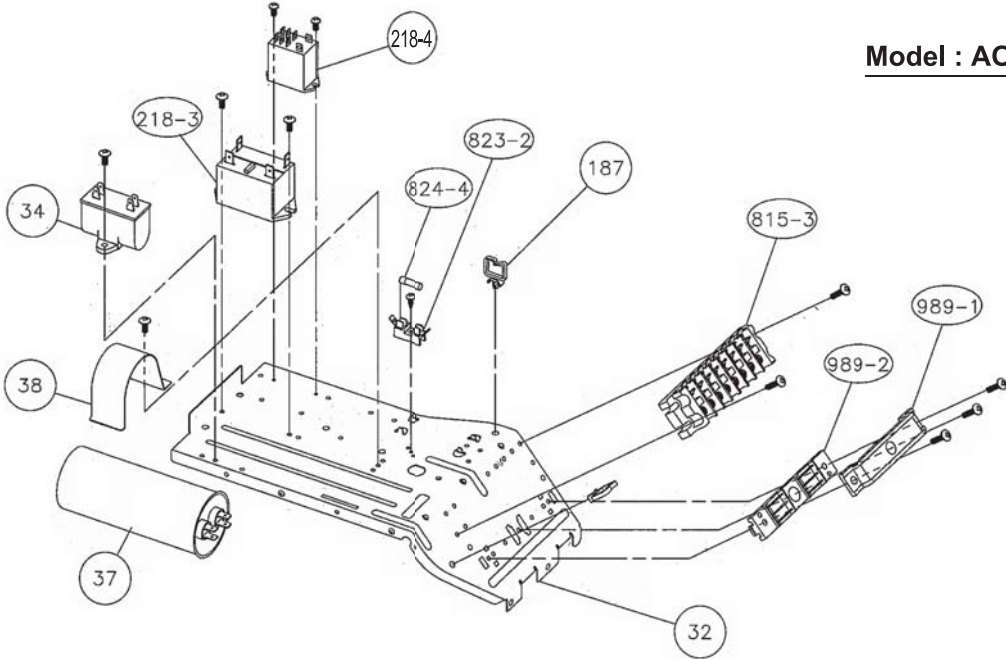




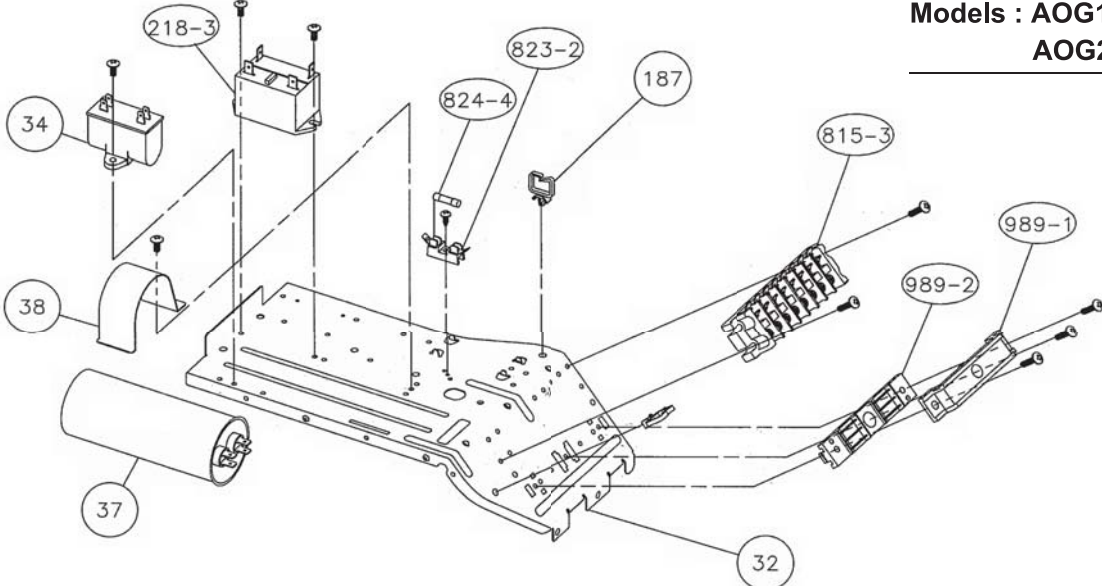
**Models : AOG18FNAK  
AOG18FNBK  
AOG24FNBK**



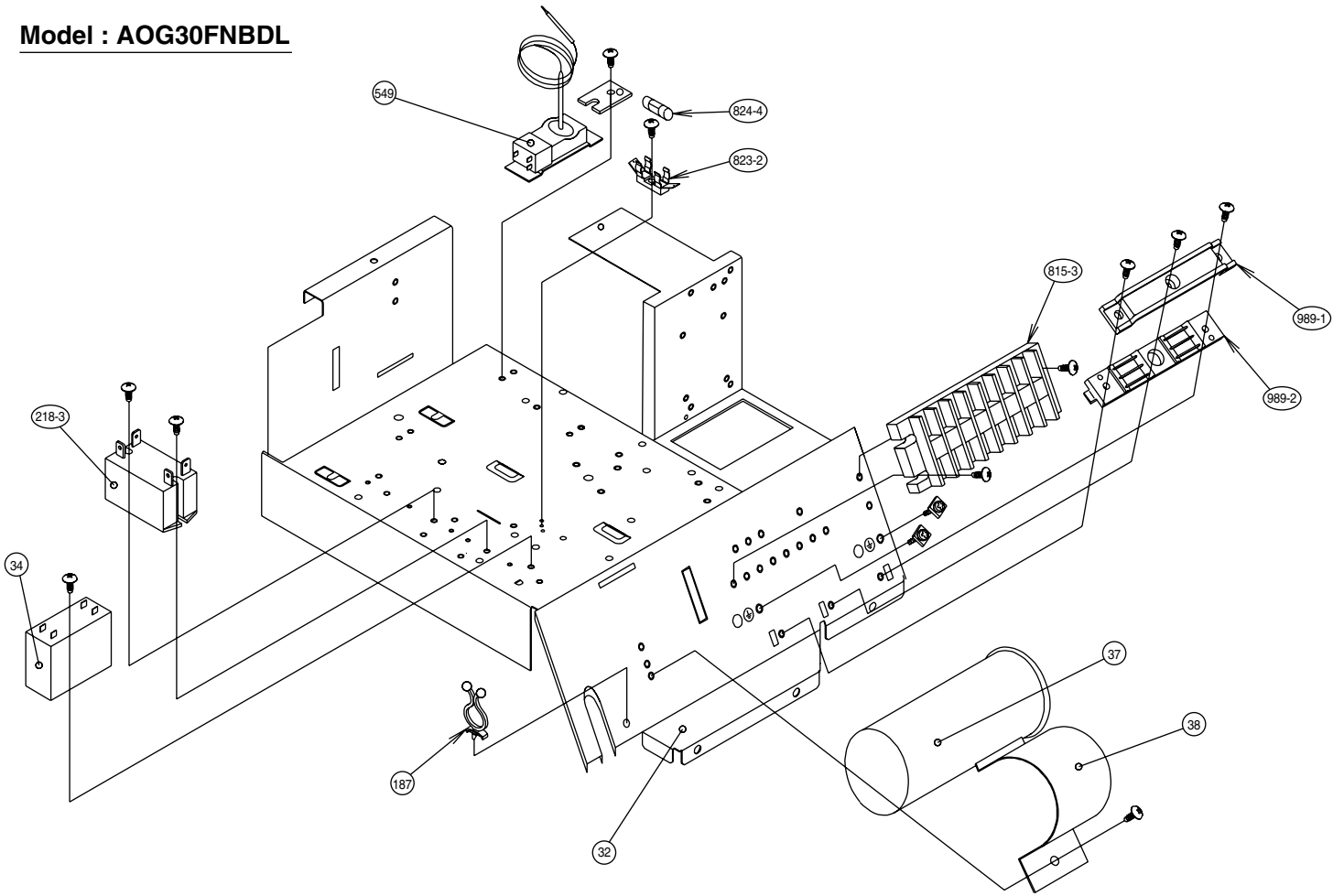
**Model : AOG18UNAKL**



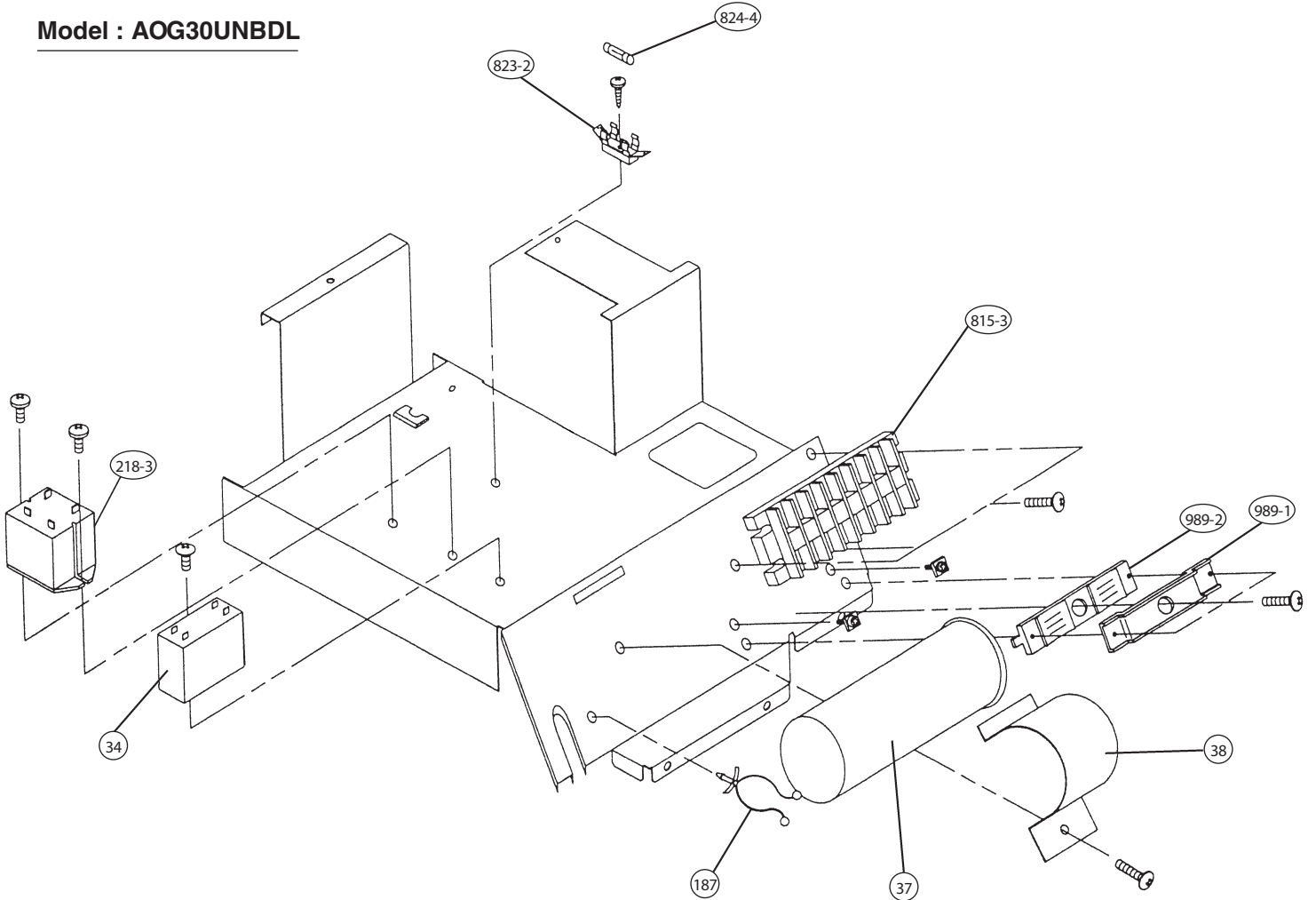
**Models : AOG18UNBKL  
AOG24UNBKL**



**Model : AOG30FNBDL**

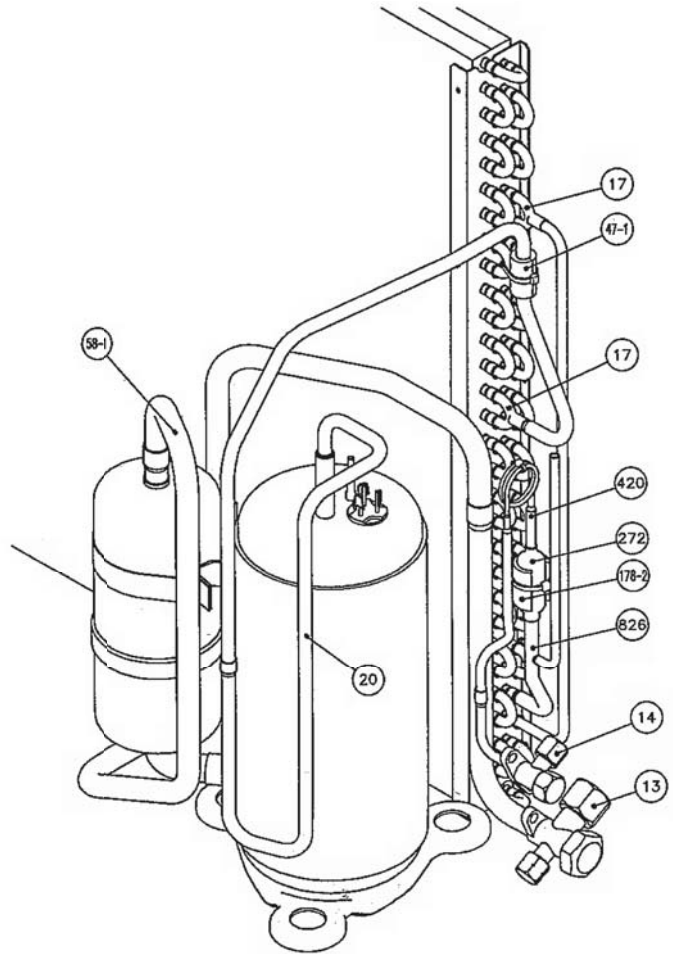
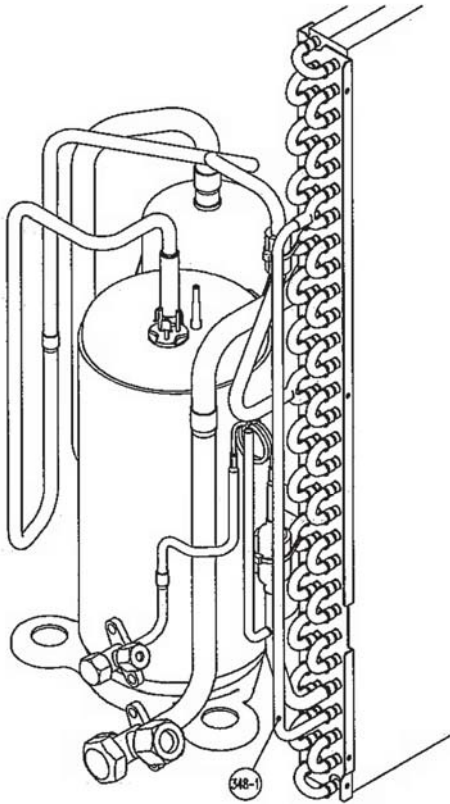


**Model : AOG30UNBDL**

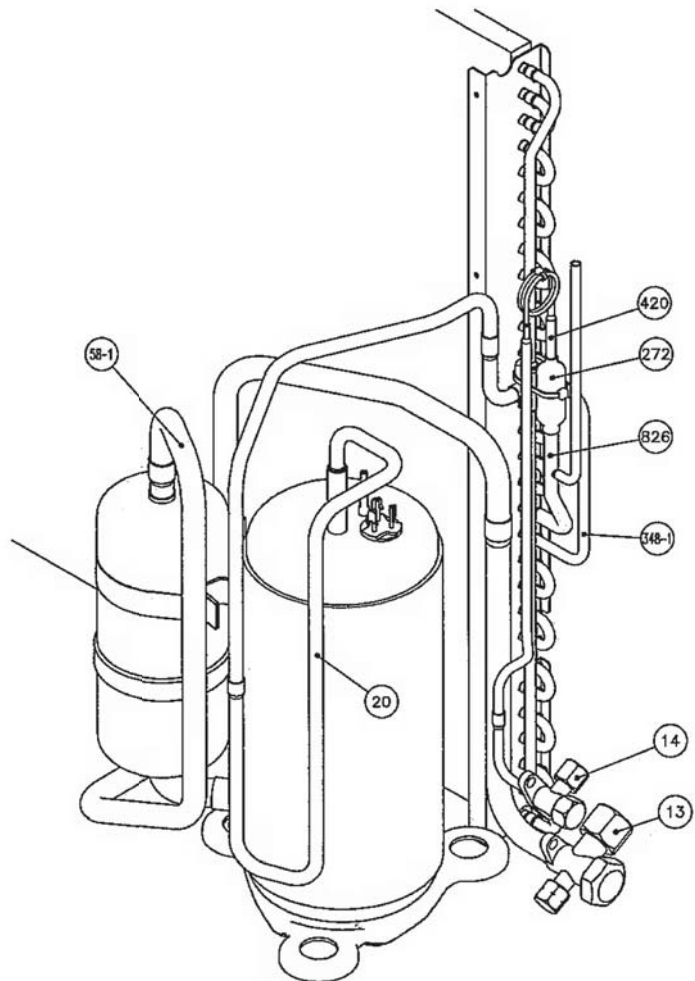
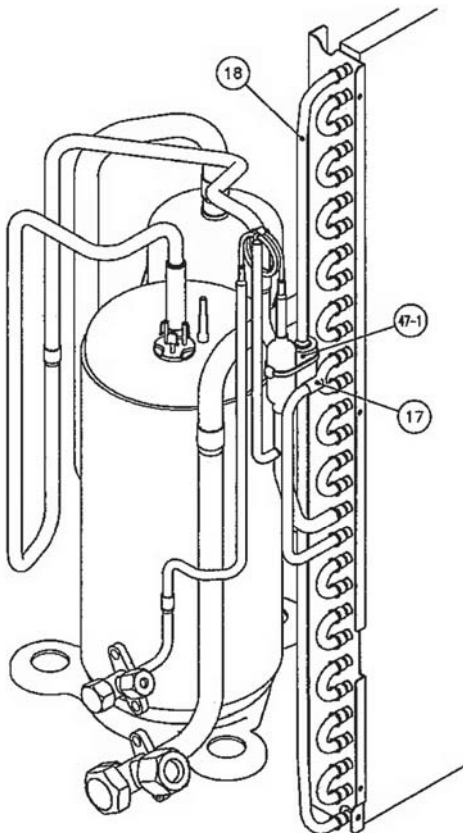




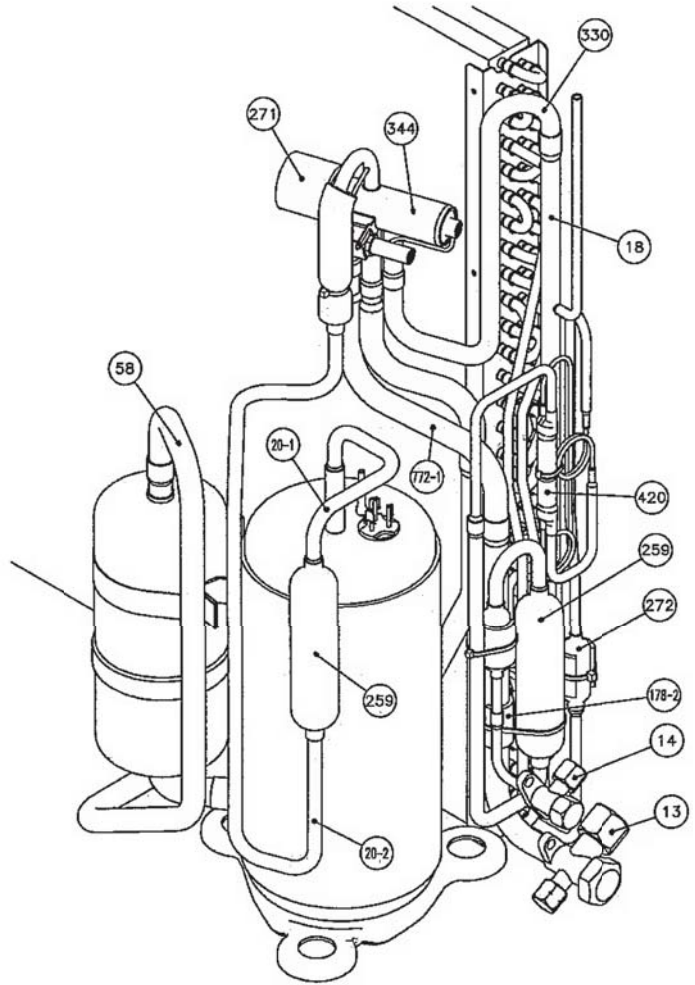
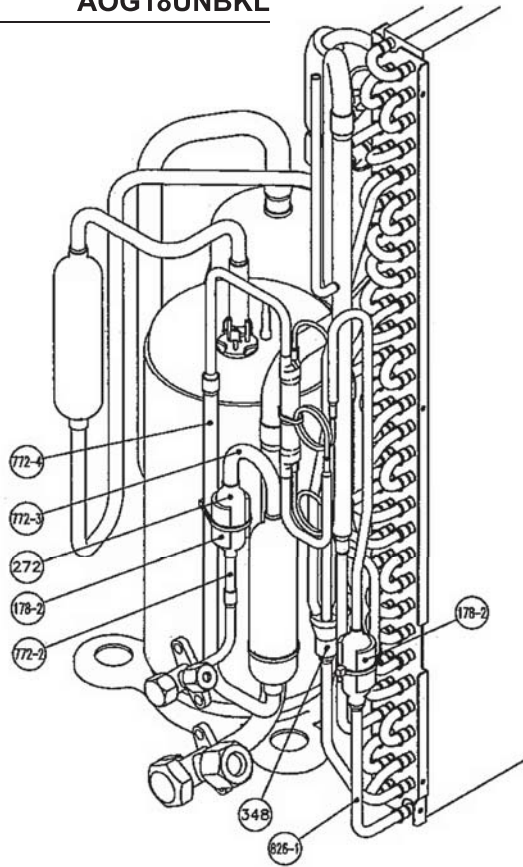
**Model : AOG18FNAK**



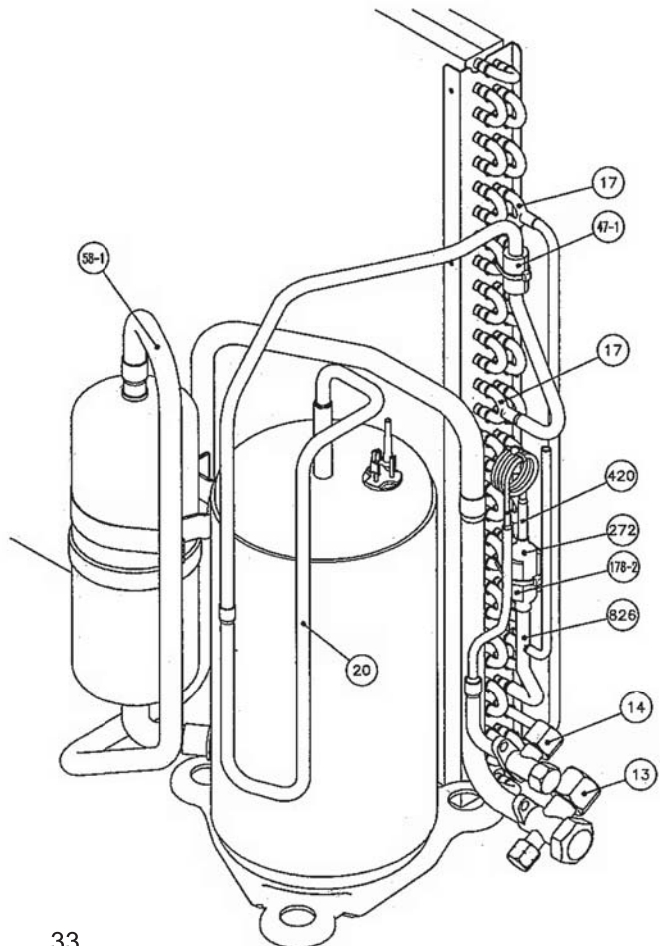
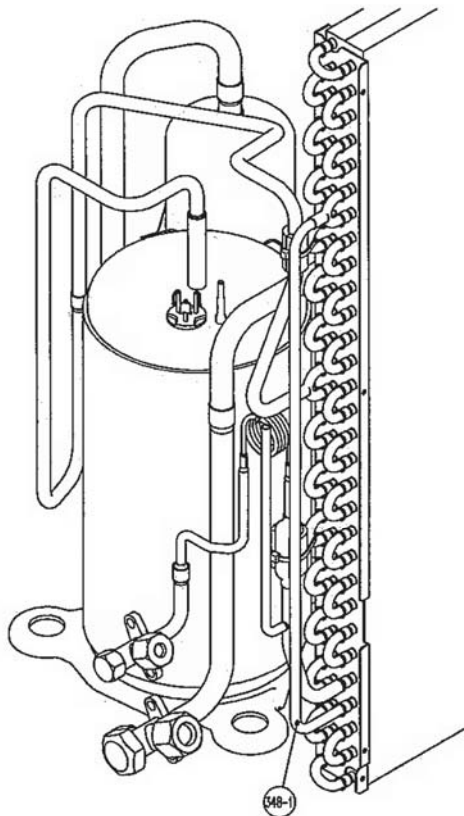
**Model : AOG18FNBK**



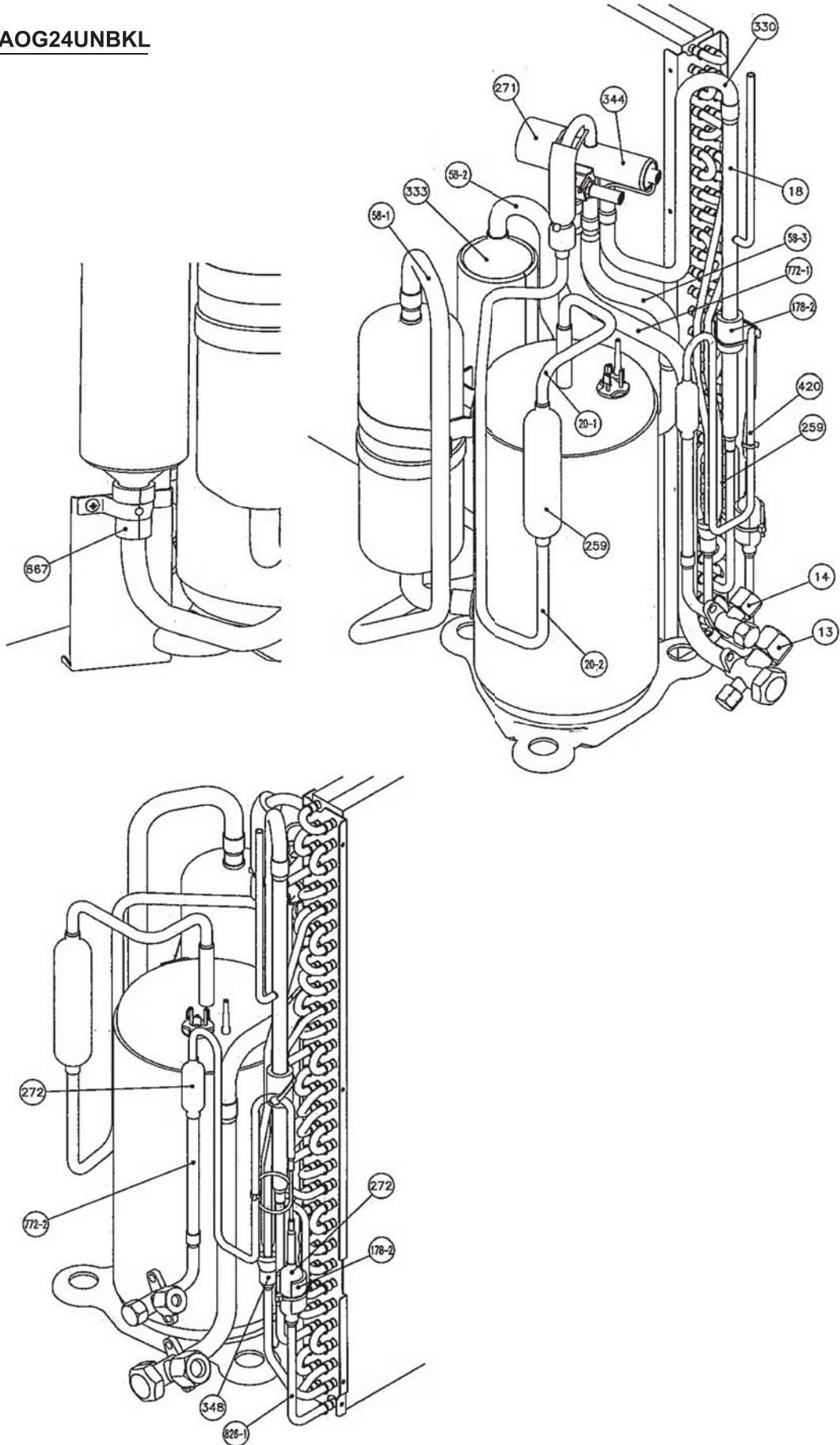
**Models : AOG18UNAKL  
AOG18UNBKL**



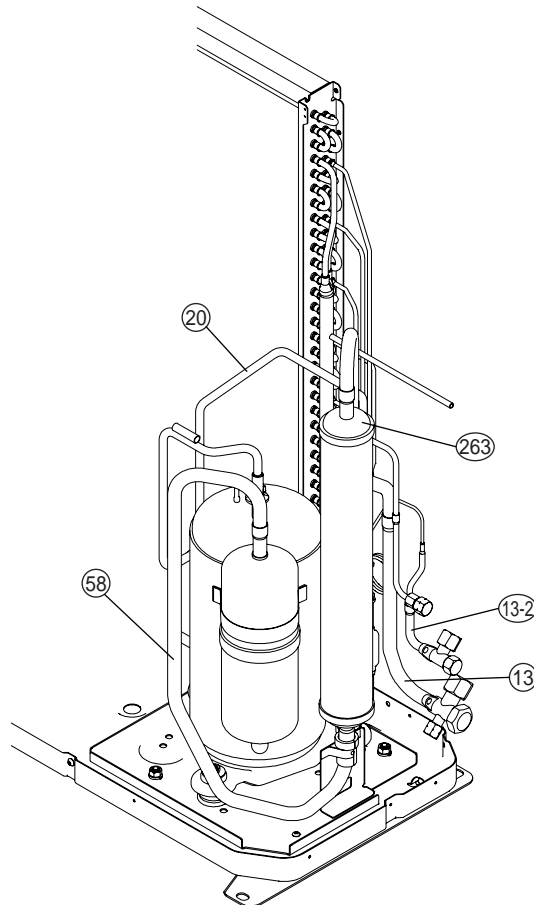
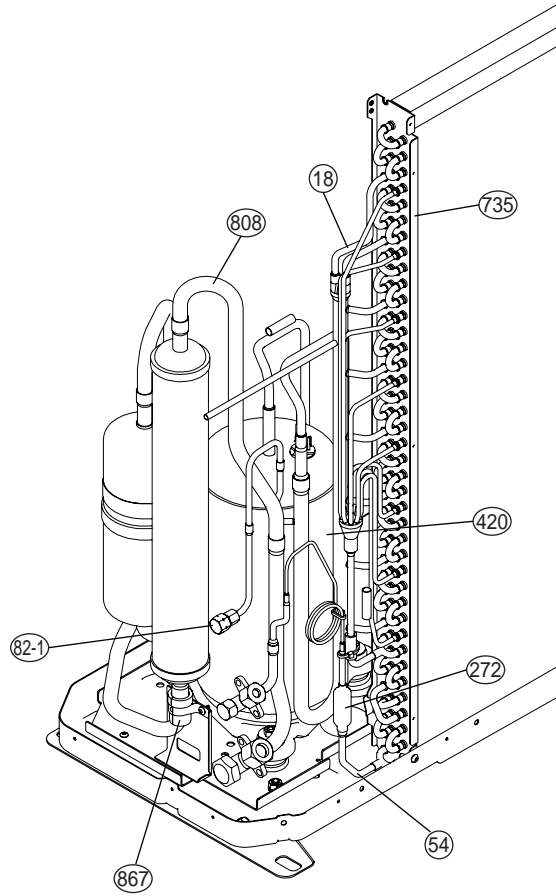
**Model : AOG24FNBK**



Model : AOG24UNBKL

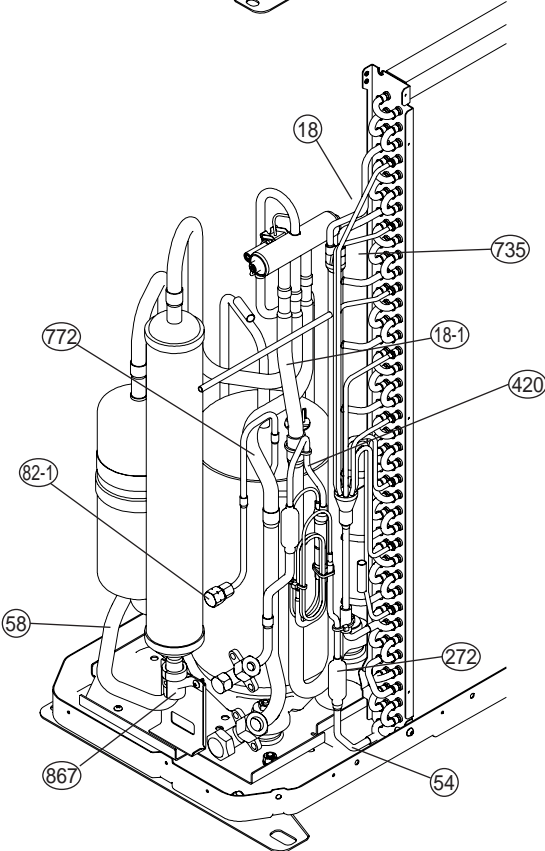
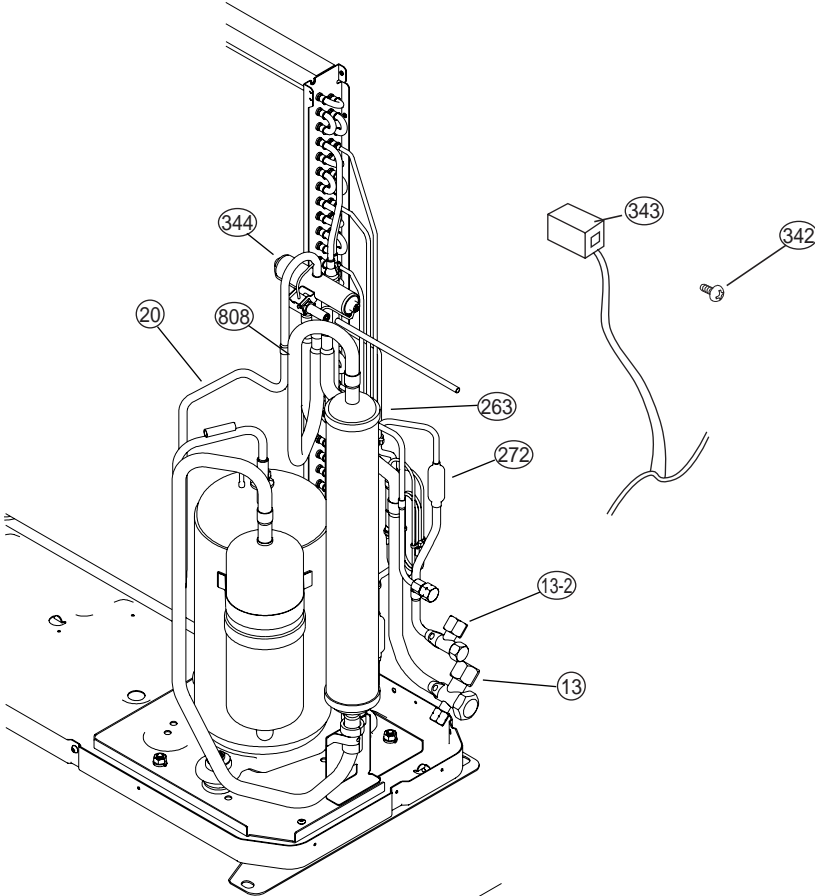


**Model : AOG30FNBDL**





**Model : AOG30UNBDL**



# PARTS LIST (Indoor unit)

When you order parts, please make a photocopy of this page and fill the number of the parts in the "Order" column.

| Ref. No. | Description          | Part No.                     |                              |                              | Ord. Q'ty | Ref. No. | Description           | Part No.     |              |              | Ord. Q'ty |
|----------|----------------------|------------------------------|------------------------------|------------------------------|-----------|----------|-----------------------|--------------|--------------|--------------|-----------|
|          |                      | AWG18FBAJ                    | AWG18FBBJ                    | AWG24FBBJ                    |           |          |                       | AWG18FBAJ    | AWG18FBBJ    | AWG24FBBJ    |           |
| 8-2      | Filter Frame         | 9367681013                   | 9367681013                   | 9367681013                   |           | 321      | Lower Flap            | 9367689019   | 9367689019   | 9367689019   |           |
| 12       | Base-B               | 9368216016                   | 9368216016                   | 9368216016                   |           | 329      | Coupling Pipe Assy    | 9370585001   | 9370585001   | 9370585001   |           |
| 32       | Control Box          | 9367663002                   | 9367663002                   | 9367663002                   |           | 338      | Motor Holder          | 9367798001   | 9367798001   | 9367798001   |           |
| 45       | Bracket (Eva. ) Assy | 9369317019                   | 9369317019                   | 9369317019                   |           | 385      | Indicator PCB Assy    | 9704368010   | 9704368010   | 9704368010   |           |
| 62       | Fan Motor-Inner      | 9601385011                   | 9601385011                   | 9601385011                   |           | 407      | Motor Link            | 9367696000   | 9367696000   | 9367696000   |           |
| 63       | Front Cover Assy     | 9369194023                   | 9369194023                   | 9369194023                   |           | 407-2    | Louver Rod            | 9367698004   | 9367698004   | 9367698004   |           |
| 63-1     | Service Cover Assy   | 9368837013                   | 9368837013                   | 9368837013                   |           | 408      | Louver Link           | 9367697007   | 9367697007   | 9367697007   |           |
| 67       | Rubber (Motor)       | 9367676002                   | 9367676002                   | 9367676002                   |           | 408-1    | Louver Link-B         | 9368789008   | 9368789008   | 9368789008   |           |
| 69       | Louver               | 9367706013                   | 9367706013                   | 9367706013                   |           | 425      | Earth Plate           | 9368017002   | 9368017002   | 9368017002   |           |
| 70-1     | Hook (Cover)-L       | 9367675012                   | 9367675012                   | 9367675012                   |           | 428      | Screw Cover           | 9367717019   | 9367717019   | 9367717019   |           |
| 70-2     | Hook (Cover)-R       | 9367674015                   | 9367674015                   | 9367674015                   |           | 435      | Louver Spring         | 9369030000   | 9369030000   | 9369030000   |           |
| 92       | Link Arm             | 9367694006                   | 9367694006                   | 9367694006                   |           | 514      | Control Box Cover     | 9367664009   | 9367664009   | 9367664009   |           |
| 93       | Filter               | 9367680016                   | 9367680016                   | 9367680016                   |           | 522-1    | Gear-A                | 9367691005   | 9367691005   | 9367691005   |           |
| 108      | Base                 | 9367683017                   | 9367683017                   | 9367683017                   |           | 522-2    | Gear-B                | 9367692002   | 9367692002   | 9367692002   |           |
| 108-1    | Base Assy            | 9368829056                   | 9368829056                   | 9368829056                   |           | 557      | Spring (Diffuser)     | 9368824006   | 9368824006   | 9368824006   |           |
| 108-2    | Base-B Sub Assy      | 9368843014                   | 9368843014                   | 9368843014                   |           | 574-1    | Eva. Support-R        | 9367684007   | 9367684007   | 9367684007   |           |
| 109      | Terminal CVR         | 9368022006                   | 9368022006                   | 9368022006                   |           | 574-2    | Eva. Support-L        | 9367685004   | 9367685004   | 9367685004   |           |
| 120      | Eva. Sub Assy        | 9368832070                   | 9368832070                   | 9368832070                   |           | 627      | Link                  | 9367693009   | 9367693009   | 9367693009   |           |
| 122      | Rub (Bearing) Assy   | 9368998004                   | 9368998004                   | 9368998004                   |           | 629      | EMI Filter            | 0400056133   | 0400056133   | 0400056133   |           |
| 127      | Drain Hose           | 9367695003                   | 9367695003                   | 9367695003                   |           | 652-1    | Thermo. Holder Pipe   | 313806262805 | 313806262805 | 313806262805 |           |
| 146      | Evaporator Assy      | 9370583007                   | 9370583007                   | 9370583007                   |           | 735      | Distributor Assy      | 9370584004   | 9370584004   | 9370584004   |           |
| 158      | Joint Pipe Assy      | 9372622018                   | 9372622018                   | 9369144004                   |           | 743      | Remote Control Holder | 9305642014   | 9305642014   | 9305642014   |           |
| 160      | Drain Pan Assy       | 9368835026                   | 9368835026                   | 9368835026                   |           | 759-1    | Intake Cover          | 9367678013   | 9367678013   | 9367678013   |           |
| 165      | Motor Box            | 9367718009                   | 9367718009                   | 9367718009                   |           | 764      | Drain Cap             | 9367677009   | 9367677009   | 9367677009   |           |
| 169      | Cross Fan Assy       | 9367708000                   | 9367708000                   | 9367708000                   |           | 815-1    | Terminal-3P           | 9306489090   | 9306489090   | 9306489090   |           |
| 172      | Pipe Bracket         | 9367844005                   | 9367844005                   | 9367844005                   |           | 855      | Display-G             | 9367673018   | 9367673018   | 9367673018   |           |
| 172-3    | Pipe Holder          | 9367687008                   | 9367687008                   | 9367687008                   |           | 868      | PWB Holder (Display)  | 9367679003   | 9367679003   | 9367679003   |           |
| 174-1    | Fixing Plate         | 9367987009                   | 9367987009                   | 9367987009                   |           | 875      | PCB Assy-Switch       | 9704370013   | 9704370013   | 9704370013   |           |
| 184-1    | Thermo. Spring-A     | 313728262708                 | 313728262708                 | 313728262708                 |           | 945      | Wire Holder           | 9368016005   | 9368016005   | 9368016005   |           |
| 199      | Step Motor           | 9900020019                   | 9900020019                   | 9900020019                   |           | 960      | Diffuser Assy         | 9368840013   | 9368840013   | 9368840013   |           |
| 230      | Diffusion Sheet      | 9368006013                   | 9368006013                   | 9368006013                   |           | 963      | Fan Guard             | 9368015008   | 9368015008   | 9368015008   |           |
| 234      | Thermistor Assy-Room | 9703299148                   | 9703299148                   | 9703299148                   |           | 963-1    | Fan Guard Holder      | 9367707003   | 9367707003   | 9367707003   |           |
| 235      | Thermistor Assy-Pipe | 9703297038                   | 9703297038                   | 9703297038                   |           | 973      | Gear Box              | 9367690008   | 9367690008   | 9367690008   |           |
| 236      | Controller PCB Assy  | 9704457073<br>(EZ-003LWSE-C) | 9704457028<br>(EZ-001EWSE-C) | 9704457011<br>(EZ-001DWSE-C) |           | 998      | Bypass Pipe-A         | 9368857004   | 9368857004   | 9368857004   |           |
| 240      | Remote Control Unit  | 9368374020                   | 9368374020                   | 9368374020                   |           | 999      | Bypass Pipe-B         | 9368917005   | 9368917005   | 9368917005   |           |
| 253-1    | Wire With Connector  | 9704434012                   | 9704434012                   | 9704434012                   |           |          |                       |              |              |              |           |
| 253-2    | Wire With Connector  | 9704435019                   | 9704435019                   | 9704435019                   |           |          |                       |              |              |              |           |
| 253-3    | Wire With Connector  | 9704433015                   | 9704433015                   | 9704433015                   |           |          |                       |              |              |              |           |
| 320      | Upper Flap           | 9367688012                   | 9367688012                   | 9367688012                   |           |          |                       |              |              |              |           |

When you order parts, please make a photocopy of this page and fill the number of the parts in the "Order" column.

| Ref. No. | Description          | Part No.                      |                              |                              | Ord. Q'ty | Ref. No. | Description           | Part No.     |              |              | Ord. Q'ty |
|----------|----------------------|-------------------------------|------------------------------|------------------------------|-----------|----------|-----------------------|--------------|--------------|--------------|-----------|
|          |                      | AWG18UBAJ                     | AWG18UBBJ                    | AWG24UBBJ                    |           |          |                       | AWG18UBAJ    | AWG18UBBJ    | AWG24UBBJ    |           |
| 8-2      | Filter Frame         | 9367681013                    | 9367681013                   | 9367681013                   |           | 321      | Lower Flap            | 9367689019   | 9367689019   | 9367689019   |           |
| 12       | Base-B               | 9368216016                    | 9368216016                   | 9368216016                   |           | 329      | Coupling Pipe Assy    | 9370585001   | 9370585001   | 9370585001   |           |
| 32       | Control Box          | 9367663002                    | 9367663002                   | 9367663002                   |           | 338      | Motor Holder          | 9367798001   | 9367798001   | 9367798001   |           |
| 45       | Bracket (Eva.) Assy  | 9369317019                    | 9369317019                   | 9369317019                   |           | 385      | Indicator PCB Assy    | 9704368010   | 9704368010   | 9704368010   |           |
| 62       | Fan Motor-Inner      | 9601385011                    | 9601385011                   | 9601385011                   |           | 407      | Motor Link            | 9367696000   | 9367696000   | 9367696000   |           |
| 63       | Front Cover Assy     | 9369194023                    | 9369194023                   | 9369194023                   |           | 407-2    | Louver Rod            | 9367698004   | 9367698004   | 9367698004   |           |
| 63-1     | Service Cover Assy   | 9368837013                    | 9368837013                   | 9368837013                   |           | 408      | Louver Link           | 9367697007   | 9367697007   | 9367697007   |           |
| 67       | Rubber (Motor)       | 9367676002                    | 9367676002                   | 9367676002                   |           | 408-1    | Louver Link-B         | 9368789008   | 9368789008   | 9368789008   |           |
| 69       | Louver               | 9367706013                    | 9367706013                   | 9367706013                   |           | 425      | Earth Plate           | 9368017002   | 9368017002   | 9368017002   |           |
| 70-1     | Hook (Cover)-L       | 9367675012                    | 9367675012                   | 9367675012                   |           | 428      | Screw Cover           | 9367717019   | 9367717019   | 9367717019   |           |
| 70-2     | Hook (Cover)-R       | 9367674015                    | 9367674015                   | 9367674015                   |           | 435      | Louver Spring         | 9369030000   | 9369030000   | 9369030000   |           |
| 92       | Link Arm             | 9367694006                    | 9367694006                   | 9367694006                   |           | 514      | Control Box Cover     | 9367664009   | 9367664009   | 9367664009   |           |
| 93       | Filter               | 9367680016                    | 9367680016                   | 9367680016                   |           | 522-1    | Gear-A                | 9367691005   | 9367691005   | 9367691005   |           |
| 108      | Base                 | 9367683017                    | 9367683017                   | 9367683017                   |           | 522-2    | Gear-B                | 9367692002   | 9367692002   | 9367692002   |           |
| 108-1    | Base Assy            | 9368829018                    | 9368829018                   | 9368829018                   |           | 557      | Spring (Diffuser)     | 9368824006   | 9368824006   | 9368824006   |           |
| 108-2    | Base-B Sub Assy      | 9368843014                    | 9368843014                   | 9368843014                   |           | 574-1    | Eva Support-R         | 9367684007   | 9367684007   | 9367684007   |           |
| 109      | Terminal CVR         | 9368022006                    | 9368022006                   | 9368022006                   |           | 574-2    | Eva. Support-L        | 9367685004   | 9367685004   | 9367685004   |           |
| 120      | Eva. Sub Assy        | 9368832070                    | 9368832070                   | 9368832070                   |           | 627      | Link                  | 9367693009   | 9367693009   | 9367693009   |           |
| 122      | Rub (Bearing) Assy   | 9368998004                    | 9368998004                   | 9368998004                   |           | 629      | EMI Filter            | 0400056133   | 0400056133   | 0400056133   |           |
| 127      | Drain Hose           | 9367695003                    | 9367695003                   | 9367695003                   |           | 652-1    | Thrm. Holder Pipe     | 313806262805 | 313806262805 | 313806262805 |           |
| 146      | Eveporator Assy      | 9368853006                    | 9368853006                   | 9370583007                   |           | 735      | Distributor Assy      | 9370584004   | 9370584004   | 9370584004   |           |
| 158      | Joint Pipe Assy      | 9372622018                    | 9372622018                   | 9369144004                   |           | 743      | Remote Control Holder | 9305642014   | 9305642014   | 9305642014   |           |
| 160      | Drain Pan Assy       | 9368835026                    | 9368835026                   | 9368835026                   |           | 759-1    | Intake Cover          | 9367678013   | 9367678013   | 9367678013   |           |
| 165      | Motor Box            | 9367718009                    | 9367718009                   | 9367718009                   |           | 764      | Drain Cap             | 9367677009   | 9367677009   | 9367677009   |           |
| 169      | Cross Fan Assy       | 9367708000                    | 9367708000                   | 9367708000                   |           | 815      | Terminal              | 9900016012   | 9900016012   | 9900016012   |           |
| 172      | Pipe Bracket         | 9367844005                    | 9367844005                   | 9367844005                   |           | 855      | Display-G             | 9367673018   | 9367673018   | 9367673018   |           |
| 172-3    | Pipe Holder          | 9367687008                    | 9367687008                   | 9367687008                   |           | 868      | PWB Holder (Display)  | 9367679003   | 9367679003   | 9367679003   |           |
| 174-1    | Fixing Plate         | 9367987009                    | 9367987009                   | 9367987009                   |           | 875      | PCB Assy-Switch       | 9704370013   | 9704370013   | 9704370013   |           |
| 184-1    | Thermo. Spring-A     | 313728262708                  | 313728262708                 | 313728262708                 |           | 945      | Wire Holder           | 9368016005   | 9368016005   | 9368016005   |           |
| 199      | Stepping Motor       | 9900020019                    | 9900020019                   | 9900020019                   |           | 960      | Diffser Assy          | 9368840013   | 9368840013   | 9368840013   |           |
| 230      | Diffusion Sheet      | 9368006013                    | 9368006013                   | 9368006013                   |           | 963      | Fanguard              | 9368015008   | 9368015008   | 9368015008   |           |
| 234      | Thermistor Assy-Room | 9703299148                    | 9703299148                   | 9703299148                   |           | 963-1    | Fanguard Holder       | 9367707003   | 9367707003   | 9367707003   |           |
| 235      | Thermistor Assy-Pipe | 9703297038                    | 9703297038                   | 9703297038                   |           | 973      | Gear Box              | 9367690008   | 9367690008   | 9367690008   |           |
| 236      | Controller PCB Assy  | 9704360137<br>(EZ-00304HSE-C) | 9704360021<br>(EZ-004PHSE-C) | 9704360014<br>(EZ-0017HSE-C) |           |          |                       |              |              |              |           |
| 240      | Remote Control Unit  | 9371190013                    | 9371190013                   | 9371190013                   |           |          |                       |              |              |              |           |
| 253-1    | Wire With Connector  | 9704434012                    | 9704434012                   | 9704434012                   |           |          |                       |              |              |              |           |
| 253-2    | Wire With Connector  | 9704435019                    | 9704435019                   | 9704435019                   |           |          |                       |              |              |              |           |
| 253-3    | Wire With Connector  | 9704433015                    | 9704433015                   | 9704433015                   |           |          |                       |              |              |              |           |
| 320      | Upper Flap           | 9367688012                    | 9367688012                   | 9367688012                   |           |          |                       |              |              |              |           |

When you order parts, please make a photocopy of this page and fill the number of the parts in the "Order" column.

| Ref. No. | Description          | Part No.     | Ord. Q'ty | Ref. No. | Description                     | Part No.     | Ord. Q'ty |
|----------|----------------------|--------------|-----------|----------|---------------------------------|--------------|-----------|
|          |                      | AWG30FBBJ    |           |          |                                 | AWG30FBBJ    |           |
| 8-2      | Filter Frame         | 9367681013   |           | 321      | Lower Flap                      | 9367689019   |           |
| 12       | Base-B               | 9368216016   |           | 329      | Coupling Pipe Assy              | 9370551005   |           |
| 32       | Control Box          | 9367663002   |           | 338      | Motor Holder                    | 9367798001   |           |
| 45       | Bracket (Eva. ) Assy | 9369317019   |           | 385      | Indicator PCB Assy              | 9704368010   |           |
| 62       | Fan Motor-Inner      | 9601385011   |           | 407      | Motor Link                      | 9367696000   |           |
| 63       | Front Cover-G Assy   | 9369194023   |           | 407-2    | Louver Rod                      | 9367698004   |           |
| 63-1     | Service Cover Assy   | 9368837013   |           | 408      | Louver Link                     | 9367697007   |           |
| 67       | Rubber (Motor)       | 9367676002   |           | 408-1    | Louver Link-B                   | 9368789008   |           |
| 69       | Louver               | 9367706013   |           | 425      | Earth Plate                     | 9368017002   |           |
| 70-1     | Hook (Cover)-L       | 9367675012   |           | 428      | Screw Cover                     | 9367717019   |           |
| 70-2     | Hook (Cover)-R       | 9367674015   |           | 435      | Louver Spring                   | 9369030000   |           |
| 92       | Link Holder          | 9367694006   |           | 514      | Control Box Cover               | 9367664009   |           |
| 93       | Filter               | 9367680016   |           | 522-1    | Gear-A                          | 9367691005   |           |
| 108      | Base                 | 9367680317   |           | 522-2    | Gear-B                          | 9367692002   |           |
| 108-1    | Base Assy            | 9368829049   |           | 557      | (Spring) Diffuser               | 9368824006   |           |
| 108-2    | Base-B Sub Assy      | 9368843014   |           | 574-1    | Evaporator Support-R            | 9367684007   |           |
| 109      | Terminal CVR         | 9368022006   |           | 574-2    | Evaporator Support-L            | 9367685004   |           |
| 120      | Eva. Sub Assy        | 9368832056   |           | 588      | Evaporator Holder               | 9367711000   |           |
| 122      | Rub (Bearing) Assy   | 9368998004   |           | 588-1    | Evaporator Holder-B             | 9368783006   |           |
| 127      | Drain Hose           | 9367695003   |           | 627      | Link                            | 9367693009   |           |
| 146      | Evaporator Assy      | 9370559002   |           | 629      | EMI Filter                      | 0400056133   |           |
| 146-1    | Evaporator Assy -B   | 9369124006   |           | 652-1    | Thrm. Holder Pipe               | 313806262805 |           |
| 158      | Joint Pipe Assy      | 9369144004   |           | 735      | Distributor Assy                | 9370560008   |           |
| 160      | Drain Pan Assy       | 9368835019   |           | 743      | Remote Control Unit Holder Case | 9305642014   |           |
| 165      | Motor Box            | 9367718009   |           | 759-1    | Intake Cover                    | 9367678013   |           |
| 169      | Cross Flow Fan Assy  | 9367708000   |           | 764      | Drain Cap                       | 9367677009   |           |
| 172      | Pipe Bracket         | 9367844005   |           | 815-1    | Terminal-3P                     | 9306489090   |           |
| 172-3    | Pipe Holder          | 9367687008   |           | 855      | Display-G                       | 9367673018   |           |
| 174-1    | Fixing Plate         | 9367987009   |           | 875      | PCB Assy-Switch                 | 9704370013   |           |
| 184-1    | Thermo. Spring-A     | 313728262708 |           | 945      | Wire Holder                     | 9368016005   |           |
| 199      | Step Motor           | 9900020019   |           | 960      | Diffuser Assy                   | 9368840013   |           |
| 230      | Diffusion Sheet      | 9368006013   |           | 963      | Fan Guard                       | 9368015008   |           |
| 234      | Thermistor Assy-Room | 9703299148   |           | 963-1    | Fan Guard Holder                | 9367707003   |           |
| 235      | Thermistor Assy-Pipe | 9703297038   |           | 973      | Gear Box                        | 9367690008   |           |
| 236      | Controller PCB Assy  | 9704457059   |           |          |                                 |              |           |
| 240      | Remote Control Unit  | 9371190020   |           |          |                                 |              |           |
| 253-1    | Wire with Connector  | 9704434012   |           |          |                                 |              |           |
| 253-2    | Wire with Connector  | 9704435019   |           |          |                                 |              |           |
| 253-3    | Wire with Connector  | 9704433015   |           |          |                                 |              |           |
| 320      | Upper Flap           | 9367688012   |           |          |                                 |              |           |



When you order parts, please make a photocopy of this page and fill the number of the parts in the "Order" column.

| Ref. No. | Description          | Part No.     | Ord. | Ref. No. | Description           | Part No.     | Ord. |
|----------|----------------------|--------------|------|----------|-----------------------|--------------|------|
|          |                      | AWG30UBBJ    | Q'ty |          |                       | AWG30UBBJ    | Q'ty |
| 8-2      | Filter Frame         | 9367681013   |      | 321      | Lower Flap            | 9367689019   |      |
| 12       | Base-B               | 9368216016   |      | 329      | Coupling Pipe Assy    | 9370561005   |      |
| 32       | Control Box          | 9367663002   |      | 338      | Motor Holder          | 9367798001   |      |
| 45       | Bracket (Eva.) Assy  | 9369317019   |      | 385      | Indicator PCB Assy    | 9704368010   |      |
| 62       | Fan Motor-Inner      | 9601385011   |      | 407      | Motor Link            | 9367696000   |      |
| 63       | Front Cover Assy     | 9369194023   |      | 407-2    | Louver Rod            | 9367698004   |      |
| 63-1     | Service Cover Assy   | 9368837013   |      | 408      | Louver Link           | 9367697007   |      |
| 67       | Rubber (Motor)       | 9367676002   |      | 408-1    | Louver Link-B         | 9368789008   |      |
| 69       | Louver               | 9367706013   |      | 425      | Earth Plate           | 9368017002   |      |
| 70-1     | Hook (Cover)-L       | 9367675012   |      | 428      | Screw Cover           | 9367717019   |      |
| 70-2     | Hook (Cover)-R       | 9367674015   |      | 435      | Louver Spring         | 9369030000   |      |
| 92       | Link Arm             | 9367694006   |      | 514      | Control Box Cover     | 9367664009   |      |
| 93       | Filter               | 9367680016   |      | 522-1    | Gear-A                | 9367691005   |      |
| 108      | Base                 | 9367683017   |      | 522-2    | Gear-B                | 9367692002   |      |
| 108-1    | Base Assy            | 9368829018   |      | 557      | Spring (Diffuser)     | 9368824006   |      |
| 108-2    | Base-B Sub Assy      | 9368843014   |      | 574-1    | Eva Support-R         | 9367684007   |      |
| 109      | Terminal CVR         | 9368022006   |      | 574-2    | Eva. Support-L        | 9367685004   |      |
| 120      | Eva. Sub Assy        | 9368832056   |      | 588      | Eva. Holder           | 9367711000   |      |
| 122      | Rub (Bearing) Assy   | 9368998004   |      | 588-1    | Eva. Holder-B         | 9368783006   |      |
| 127      | Drain Hose           | 9367695003   |      | 627      | Link                  | 9367693009   |      |
| 146      | Eveporator Assy      | 9370559002   |      | 629      | EMI Filter            | 0400056133   |      |
| 146-1    | Eveporator Assy-B    | 9369124006   |      | 652-1    | Thrm. Holder Pipe     | 313806262805 |      |
| 158      | Joint Pipe Assy      | 9369144004   |      | 735      | Distributor Assy      | 9370560008   |      |
| 160      | Drain Pan Assy       | 9368835026   |      | 743      | Remote Control Holder | 9305642014   |      |
| 165      | Motor Box            | 9367718009   |      | 759-1    | Intake Cover          | 9367678013   |      |
| 169      | Cross Fan Assy       | 9367708000   |      | 764      | Drain Cap             | 9367677009   |      |
| 172      | Pipe Bracket         | 9367844005   |      | 815      | Terminal              | 9900016012   |      |
| 172-3    | Pipe Holder          | 9367687008   |      | 855      | Display-G             | 9367673018   |      |
| 174-1    | Fixing Plate         | 9367987009   |      | 868      | PWB Holder (Display)  | 9367679003   |      |
| 184-1    | Thermo. Spring-A     | 313728262708 |      | 875      | PCB Assy-Switch       | 9704370013   |      |
| 199      | Stepping Motor       | 9900020019   |      | 945      | Wire Holder           | 9368016005   |      |
| 230      | Diffusion Sheet      | 9368006013   |      | 960      | Diffser Assy          | 9368840013   |      |
| 234      | Thermistor Assy-Room | 9703299148   |      | 963      | Fanguard              | 9368015008   |      |
| 235      | Thermistor Assy-Pipe | 9703297038   |      | 963-1    | Fanguard Holder       | 9367707003   |      |
| 236      | Controller PCB Assy  | 9704360052   |      | 973      | Gear Box              | 9367690008   |      |
| 240      | Remote Control Unit  | 9371190013   |      |          |                       |              |      |
| 253-1    | Wire With Connector  | 9704434012   |      |          |                       |              |      |
| 253-2    | Wire With Connector  | 9704435019   |      |          |                       |              |      |
| 253-3    | Wire With Connector  | 9704433015   |      |          |                       |              |      |
| 320      | Upper Flap           | 9367688012   |      |          |                       |              |      |

# PARTS LIST (Outdoor unit)

When you order parts, please make a photocopy of this page and fill the number of the parts in the "Order" column.

| Ref. No. | Description               | Part No.     |              |              | Ord. Q'ty |
|----------|---------------------------|--------------|--------------|--------------|-----------|
|          |                           | AOG18FNAK    | AOG18FNBK    | AOG24FNBK    |           |
| 2        | Fan Guard                 | 9371187013   | 9371187013   | 9371187013   |           |
| 4        | Emblem-Rear               | 9372171011   | 9372171011   | 9372171011   |           |
| 5        | Front Panel Ptd           | 9371924014   | 9371924014   | 9371924014   |           |
| 7        | Connector Cover (Cabinet) | 9366398004   | 9366398004   | 9366398004   |           |
| 8        | Wire Assy (Comp)          | 9372334010   | 9372334010   | 9372334010   |           |
| 9        | Side Panel R Ptd          | 9371927015   | 9371927015   | 9371927015   |           |
| 12       | Base Assy, Ptd            | 9371920054   | 9371920054   | 9371920016   |           |
| 13-1     | 3-Way Valve Assy          | 9372205013   | 9372205013   | 9372205013   |           |
| 13-2     | 2-Way Valve Assy          | 9372204016   | 9372204016   | 9372204023   |           |
| 16       | Condenser Assy            | 9372181027   | 9372181041   | 9372181027   |           |
| 26       | Compressor Cover          | 9372327012   | 9372327012   | 9372327012   |           |
| 29       | Separate Wall             | 9371933016   | 9371933016   | 9371933016   |           |
| 32       | Control Box               | 9371935010   | 9371935010   | 9371935010   |           |
| 34       | Capacitor, Plastic        | 9900130022   | 9900130022   | 9900130022   |           |
| 37       | Running Capacitor         | 9703107122   | 9703107122   | 9703107023   |           |
| 38       | Capacitor Clamp Metal     | 9351770013   | 9351770013   | 313791061807 |           |
| 39       | Propeller Fan Assy        | 9366378013   | 9366378013   | 9366378013   |           |
| 41       | Motor Induct              | 9601671022   | 9601671022   | 9601671022   |           |
| 45-1     | Motor Bracket             | 9371929019   | 9371929019   | 9371929019   |           |
| 45-2     | Motor Bracket-Top         | 9371931012   | 9371931012   | 9371931012   |           |
| 45-3     | Motor Bracket Center      | 9371930015   | 9371930015   | 9371930015   |           |
| 45-4     | Motor Bracket Bottom      | 9371932019   | 9371932019   | 9371932019   |           |
| 46       | Compressor Assy           | 9372333013   | 9372558027   | 9372558010   |           |
| 47-1     | Rubber (Discharge Pipe)   | 313194159807 | 313194159807 | 313194159807 |           |
| 51       | Special Nut M5            | 9300301015   | 9300301015   | 9300301015   |           |
| 55       | Special Nut M8            | 9355091008   | 9355091008   | 9355091008   |           |
| 64       | Side Panel L Ptd          | 9371926018   | 9371926018   | 9371926018   |           |
| 69-3     | Bolt, Hex. Socket         | 301210060360 | 301210060360 | 301210060360 |           |
| 85       | Valve Plate Ptd           | 9371928012   | 9371928012   | 9371928012   |           |
| 107      | Rubber Seat-A             | 9351049010   | 9351049010   | 9351049010   |           |
| 109      | Terminal Cover (Comp)     | 9371511016   | 9371511016   | 9371511016   |           |
| 187      | Clip (Cable)              | 9352715006   | 9352715006   | 9352715006   |           |
| 218-3    | Relay                     | 9900074012   | 9900074012   | 9900074012   |           |
| 272      | Strainer                  | 9369287008   | 9369287008   | 9369287008   |           |
| 412      | Cover Gasket (Comp.)      | 9371512013   | 9371512013   | 9371512013   |           |
| 527      | Protective Net            | 9371934013   | 9371934013   | 9371934013   |           |
| 734      | Top Plate                 | 9371925011   | 9371925011   | 9371925011   |           |
| 735-3    | Capillary Assy            | 9372197035   | 9372197066   | 9372197059   |           |
| 754      | Terminal Gask. Washer     | 9351053017   | 9351053017   | 9351053017   |           |
| 815      | Terminal-5P               | 9356497021   | 9356497021   | 9356497021   |           |
| 823-3    | Fuse Holder               | 0500063024   | 0500063024   | 0500063024   |           |
| 824-4    | Fuse                      | 0600222529   | 0600222529   | 0600222529   |           |
| 982-1    | Cord Clamp-A              | 9359822011   | 9359822011   | 9359822011   |           |
| 982-2    | Cord Clamp-B              | 9359823018   | 9359823018   | 9359823018   |           |

When you order parts, please make a photocopy of this page and fill the number of the parts in the "Order" column.

| Ref. No. | Description               | Part No.     |              |              | Ord. Q'ty |
|----------|---------------------------|--------------|--------------|--------------|-----------|
|          |                           | AOG18UNAKL   | AOG18UNBKL   | AOG24UNBKL   |           |
| 2        | Fan Guard                 | 9371187013   | 9371187013   | 9371187013   |           |
| 4        | Emblem-Rear               | 9372171011   | 9372171011   | 9372171011   |           |
| 5        | Front Panel Ptd           | 9371924014   | 9371924014   | 9371924014   |           |
| 7        | Connector Cover (Cabinet) | 9366398004   | 9366398004   | 9366398004   |           |
| 8        | Wire Assy (Comp)          | 9372334010   | 9372334010   | 9372334010   |           |
| 9        | Side Panel R Ptd          | 9371927015   | 9371927015   | 9371927015   |           |
| 12       | Base Assy, Ptd            | 9371920054   | 9371920054   | 9371920016   |           |
| 13-1     | 3-Way Valve Assy          | 9372205013   | 9372205013   | 9372205013   |           |
| 13-2     | 2-Way Valve Assy          | 9372204016   | 9372204016   | 9372204023   |           |
| 16       | Condenser Assy            | 9372181010   | 9372181034   | 9372181010   |           |
| 26       | Compressor Cover A        | 9372327012   | 9372327012   | 9372327012   |           |
| 29       | Separate Wall             | 9371933016   | 9371933016   | 9371933016   |           |
| 32       | Control Box               | 9371935010   | 9371935010   | 9371935010   |           |
| 34       | Capacitor, Plastic        | 9900130022   | 9900130022   | 9900130022   |           |
| 37       | Running Capacitor         | 9703107122   | 9703107122   | 9703107023   |           |
| 38       | Capacitor Clamp Metal     | 9351770013   | 9351770013   | 313791061807 |           |
| 39       | Propeller Fan Assy        | 9366378013   | 9366378013   | 9366378013   |           |
| 41       | Motor Induct              | 9601671015   | 9601671015   | 9601671015   |           |
| 45-1     | Motor Bracket             | 9371929019   | 9371929019   | 9371929019   |           |
| 45-2     | Motor Bracket-Top         | 9371931012   | 9371931012   | 9371931012   |           |
| 45-3     | Motor Bracket Ctr         | 9371930015   | 9371930015   | 9371930015   |           |
| 45-4     | Motor Bracket Bottom      | 9371932019   | 9371932019   | 9371932019   |           |
| 46       | Compressor Assy           | 9372333013   | 9372558027   | 9372558010   |           |
| 51       | Special Nut M5            | 9300301015   | 9300301015   | 9300301015   |           |
| 55       | Special Nut M8            | 9355091008   | 9355091008   | 9355091008   |           |
| 64       | Side Panel L Ptd          | 9371926018   | 9371926018   | 9371926018   |           |
| 69-3     | Bolt, Hex. Socket         | 301210060360 | 301210060360 | 301210060360 |           |
| 85       | Valve Plate Ptd           | 9371928012   | 9371928012   | 9371928012   |           |
| 107      | Rubber Seat-A             | 9351049010   | 9351049010   | 9351049010   |           |
| 109      | Teminal Cover (Comp)      | 9371511016   | 9371511016   | 9371511016   |           |
| 187      | Clip (Cable)              | 9352715006   | 9352715006   | 9352715006   |           |
| 199      | Br Sheet                  | 9363708059   | 9363708059   | -----        |           |
| 218-3    | Relay                     | 9900074012   | 9900074012   | 9900074012   |           |
| 218-4    | Power Relay               | 9900008017   | -----        | -----        |           |
| 259      | Muffler                   | 9372369012   | 9372369012   | 9372369012   |           |
| 271      | 4-Way Valve Rubber        | 313728251908 | 313728251908 | 313728251908 |           |
| 272      | Strainer                  | 9369287008   | 9369287008   | 9369287008   |           |
| 333      | Accumulator               | -----        | -----        | 9368391003   |           |
| 343      | Solenoid                  | 9900165017   | 9900165017   | 9900165017   |           |
| 344      | 4-Way Valve               | 9970036019   | 9970036019   | 9900163013   |           |
| 361      | Accum Support Assy        | -----        | -----        | 9372252017   |           |
| 412      | Cover Gasket (Comp.)      | 9371512013   | 9371512013   | 9371512013   |           |
| 413      | Heater (Crank Case)       | 9900132033   | -----        | -----        |           |
| 527      | Protectiive Net           | 9371934013   | 9371934013   | 9371934013   |           |
| 734      | Top Panel                 | 9371925011   | 9371925011   | 9371925011   |           |
| 735-3    | Capillary Assy            | 9372197011   | 9372197042   | 9372197028   |           |
| 754      | Terminal Gask. Washer     | 9351053017   | 9351053017   | 9351053017   |           |
| 815-3    | Terminal-5P               | 9358660119   | 9358660119   | 9358660119   |           |
| 823-2    | Fuse Holder               | 0500063024   | 0500063024   | 0500063024   |           |
| 824-4    | Fuse                      | 0600222529   | 0600222529   | 0600222529   |           |
| 982-1    | Cord Clamp-A              | 9359822011   | 9359822011   | 9359822011   |           |
| 982-2    | Cord Clamp-B              | 9359823018   | 9359823018   | 9359823018   |           |

When you order parts, please make a photocopy of this page and fill the number of the parts in the "Order" column.

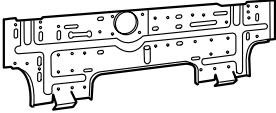
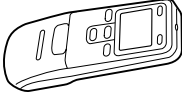

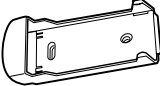


| Ref. No. | Description                    | Part No.     | Ord. Q'ty | Ref. No. | Description               | Part No.     | Ord. Q'ty |
|----------|--------------------------------|--------------|-----------|----------|---------------------------|--------------|-----------|
|          |                                | AOG30FNBDL   |           |          |                           | AOG30FNBDL   |           |
| 2        | Fan Cover (Guard)              | 9371187013   |           | 83       | Check Joint Bracket       | 9359807025   |           |
| 4        | Emblem-Rear                    | 313791088308 |           | 84       | Valve Cover               | 9359817017   |           |
| 5        | Cabinet-A, Painted             | 9359797029   |           | 85       | Valve Fixing Plate        | 9359806011   |           |
| 8        | Comp Wire                      | 9370945072   |           | 107      | Rubber Mount              | 9351049010   |           |
| 9        | Cabinet-B, Painted             | 9359798026   |           | 109      | Terminal Cover            | 9371511016   |           |
| 12       | Base Assy, Painted             | 9359813019   |           | 117-3    | Hex. Nut w/Sp. Washer     | 301721180114 |           |
| 13       | 3-Way Valve Assy (5/8)         | 9372205037   |           | 187      | Clamp No.1219             | 313361271706 |           |
| 13-2     | 2-Way Valve Assy (3/8)         | 9372204047   |           | 218-3    | Power Relay               | 9900074012   |           |
| 16       | Condenser Assy                 | 9372866016   |           | 263      | Accumulator               | 9385005006   |           |
| 18       | Inlet Pipe (Condenser) Assy    | 9372185049   |           | 272      | Strainer                  | 9369287008   |           |
| 20       | Discharge Pipe                 | 9369047008   |           | 328      | Comp. Plate Assy          | 9362273060   |           |
| 26       | Comp. Cover                    | 9369093005   |           | 373      | Grip                      | 9352157004   |           |
| 29       | Separate Wall                  | 9359804017   |           | 407      | Clamp (Cable) No.1259     | 313739340109 |           |
| 32       | Control Box Metal              | 9359839019   |           | 412      | Cover Gasket              | 9371512013   |           |
| 34       | Capacitor (Fan Motor)          | 9357965024   |           | 420      | Capillary Assy            | 9371287119   |           |
| 37       | Running Capacitor              | 9703107092   |           | 477      | Bell-mouth                | 9359809012   |           |
| 38       | Capacitor Clamp                | 9351770013   |           | 527      | Protection Net            | 9359844013   |           |
| 39       | Propeller Fan                  | 9359837015   |           | 549      | Thermostat-Outdoor        | 9352553004   |           |
| 41       | Fan Motor Assy-Out (MFB-30DFT) | 9600832011   |           | 653-1    | Cup Screw                 | 9385089020   |           |
| 45-1     | Motor Bracket-A                | 9369627002   |           | 734      | Cabinet Top Plate Panel   | 9359799023   |           |
| 45-2     | Motor Bracket-B                | 9369628009   |           | 735      | Disributor Assy           | 9372867013   |           |
| 45-3     | Motor Bracket-C                | 9369629006   |           | 754      | Gasket Washer             | 9351053017   |           |
| 45-4     | Motor Bracket-D                | 9369630002   |           | 808      | Inlet Pipe (Accumulator)  | 9372879016   |           |
| 46       | Compressor Assy                | 9372558034   |           | 815-3    | Terminal-8P               | 9358660119   |           |
| 51       | M5 Nut Special                 | 9300301015   |           | 817      | Bracket (Thermo)          | 9372643013   |           |
| 54       | Condensing Pipe                | 9372024027   |           | 823-2    | Fuse Holder               | 0500063024   |           |
| 55       | Special Nut M8                 | 9355091008   |           | 824-4    | Fuse                      | 0600222529   |           |
| 58       | Suction Pipe                   | 9372872017   |           | 867      | Accumulator Holder Rubber | 9354022010   |           |
| 64       | Cabinet Left, Painted          | 9359840022   |           | 983      | Thermostat Cover          | 9358274002   |           |
| 82-1     | Check Joint                    | 9372802014   |           | 989-1    | Cord Clamp-A              | 9359822011   |           |
|          |                                |              |           | 989-2    | Cord Clamp-B              | 9359823018   |           |

When you order parts, please make a photocopy of this page and fill the number of the parts in the "Order" column.



| Ref. No. | Description                    | Part No.     | Ord. Q'ty | Ref. No. | Description               | Part No.     | Ord. Q'ty |
|----------|--------------------------------|--------------|-----------|----------|---------------------------|--------------|-----------|
|          |                                | AOG30UNBDL   |           |          |                           | AOG30UNBDL   |           |
| 2        | Fan Cover (Guard)              | 9371187013   |           | 107      | Rubber Mount              | 9351049010   |           |
| 4        | Emblem-Rear                    | 313791088308 |           | 109      | Terminal Cover            | 9371511016   |           |
| 5        | Cabinet-A, Painted             | 9359797029   |           | 117-3    | Hex. Nut w/Sp. Washer     | 301721180114 |           |
| 8        | Comp Wire                      | 9370945072   |           | 187      | Clamp No. 1219            | 313361271706 |           |
| 9        | Cabinet-B, Painted             | 9359798026   |           | 218-3    | Power Relay               | 9900074012   |           |
| 12       | Base Assy, Painted             | 9359813019   |           | 263      | Accumulator               | 9385005006   |           |
| 13       | 3-Way Valve (5/8)              | 9372205037   |           | 272      | Strainer                  | 9369287008   |           |
| 13-2     | 3-Way Valve (3/8)              | 9372204047   |           | 328      | Comp Plate Assy           | 9362273060   |           |
| 16       | Condenser Assy                 | 9369981005   |           | 342      | Screw (Solenoid Valve)    | 9970024016   |           |
| 18       | Inlet Pipe (Condenser)         | 9372185049   |           | 343      | Solenoid                  | 9900196011   |           |
| 18-1     | Inlet Pipe (Condenser) B       | 9372878019   |           | 344      | 4-Way Valve               | 9900163013   |           |
| 20       | Discharge Pipe Assy            | 9372873014   |           | 373      | Grip                      | 9352157004   |           |
| 26       | Comp. Cover                    | 9369093005   |           | 407      | Clamp (Cable) No. 1259    | 313739340109 |           |
| 29       | Separate Wall                  | 9359804017   |           | 412      | Terminal Gasket           | 9371512013   |           |
| 32       | Control Box Metal              | 9359839019   |           | 420      | Capillary Assy            | 9371287102   |           |
| 34       | Capacitor (Fan Motor)          | 9357965024   |           | 477      | Bell-Mouth                | 9359809012   |           |
| 37       | Running Capacitor              | 9703107092   |           | 527      | Protection Net            | 9359844013   |           |
| 38       | Capacitor Clamp                | 9351770013   |           | 653-1    | Cup Screw                 | 9385089020   |           |
| 39       | Propeller Fan Assy             | 9359837015   |           | 734      | Cabinet Top Panel         | 9359799023   |           |
| 41       | Fan Motor Assy-Out (MFB-30DFT) | 9600832011   |           | 735      | Distributor Assy          | 9369076008   |           |
| 45-3     | Motor Bracket-A                | 9369627002   |           | 754      | Gasket Washer             | 9351053017   |           |
| 45-4     | Motor Bracket-B                | 9369628009   |           | 772      | Joint Pipe (Valve)        | 9372876015   |           |
| 45-5     | Motor Bracket-C                | 9369629006   |           | 808      | Inlet Pipe (Accumulator)  | 9372875018   |           |
| 45-6     | Motor Bracket-D                | 9369630002   |           | 815-3    | Terminal-8P               | 9358660119   |           |
| 46       | Compressor Assy                | 9372558034   |           | 823-2    | Fuse Holder               | 0500063024   |           |
| 51       | M5 Nut special                 | 9300301015   |           | 824-4    | Fuse                      | 0600222529   |           |
| 54-1     | Condensing Pipe-A              | 9372024027   |           | 867      | Accumulator Holder Rubber | 9354022010   |           |
| 55       | Special Nut M8                 | 9355091008   |           | 989-1    | Cord Clamp-A              | 9359822011   |           |
| 58       | Suction Pipe                   | 9372872017   |           | 989-2    | Cord Clamp-B              | 9359823018   |           |
| 64       | Cabinet Left, Painted          | 9359840022   |           |          |                           |              |           |
| 81       | Strap                          | 9362371001   |           |          |                           |              |           |
| 82-1     | Check Joint                    | 9372802014   |           |          |                           |              |           |
| 83       | Check Joint Bracket            | 9359807025   |           |          |                           |              |           |
| 84       | Valve Cover                    | 9359817017   |           |          |                           |              |           |
| 85       | Valve Fixing Plate             | 9359806011   |           |          |                           |              |           |

# STANDARD ACCESSORIES



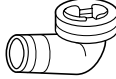

## INDOOR UNIT ACCESSORIES

| Name and Shape  | Part No.  |
|---|---|
| Wall hook bracket<br>                    | 9367987009  |
| Remote control unit<br>                  | 9371190013<br>(AR-JW1)<br>[Cool model]                          |
|   | 9371190020<br>(AR-JW2)<br>[Heat &Cool model<br>(Reverse cycle)] |
| Battery (penlight)<br>                   | 0600185534  |
| Remote control unit holder<br>           | 9305642014  |
| Tapping screw (big)<br>(φ4 x 20)<br>   | 301141164200  |
| Tapping screw (small)<br>(φ3 x 12)<br> | 301141533125  |

## OUTDOOR UNIT ACCESSORIES (18,000 24,000BTU model)

| Name and Shape   | Part No.   |
|--|--|
| Drain Assy<br> | 9303029015<br>[Heat & Cool model<br>(Reverse cycle)only]   |
| Drain cap<br>  | 313166024302<br>[Heat & Cool model<br>(Reverse cycle)only] |

## OUTDOOR UNIT ACCESSORIES (30,000 BTU model)

| Name and Shape  | Part No.   |
|---|--|
| Cable clip<br>    | 313739340109   |
| Tapping screw<br> | 301463040100   |
| Drain pipe<br>  | 9303029015<br>[Heat & Cool model<br>(Reverse cycle)only]   |
| Drain cap<br>   | 313166024302<br>[Heat & Cool model<br>(Reverse cycle)only] |

