



**SPLIT TYPE  
ROOM AIR CONDITIONER  
WALL MOUNTED type**

**SERVICE  
MANUAL**

<b>Models</b>	<b>Indoor unit</b>	<b>Outdoor unit</b>
ASG18ABA-W		AOG18ANE
ASG18RBA-W		AOG18RMEL
ASG18RBA-W		AOG18RNEL
ASG24ABA-W		AOG24AME
ASG24RBA-W		AOG24RMEL
ASG24RBA-W		AOG24RNAL
ASG30ABA-W		AOG30AMAL
ASG30RBA-W		AOG30RMAL
ASG18AGF-W		AOG18AZE
ASG18RGF-W		AOG18RZEL
ASG24AGF-W		AOG24ABE
ASG24RGF-W		AOG24RZEL
ASG30AGF-W		AOG30AVAL
ASG30RGF-W		AOG30RVAL
ASG24ABB-W		AOG24ABE

**C O N T E N T S**

SPECIFICATIONS ..... 1  
 OUTLINE AND DIMENSIONS ..... 4  
 REFRIGERANT SYSTEM DIAGRAM ..... 5  
 ERROR CONTENTS ..... 11  
 CIRCUIT DIAGRAM ..... 12  
 INDOOR PRINTED CIRCUIT BOARD CIRCUIT DIAGRAM .... 20  
 DISASSEMBLY ILLUSTRATION ..... 24  
 PARTS LIST ..... 55

# S P E C I F I C A T I O N S

TYPE		COOL	COOL & HEAT	COOL & HEAT	COOL	COOL & HEAT	COOL & HEAT	COOL	COOL & HEAT
INDOOR UNIT		ASG18ABA-W	ASG18RBA-W	ASG18RBA-W	ASG24ABA-W	ASG24RBA-W	ASG24RBA-W	ASG30ABA-W	ASG30RBA-W
OUTDOOR UNIT		AOG18ANE	AOG18RMEL	AOG18RNEL	AOG24AME	AOG24RMEL	AOG24RNAL	AOG30AMAL	AOG30RMAL
COOLING CAPACITY	(kW)	5.30 - 5.40	5.30 - 5.40	5.30 - 5.40	6.80 - 6.90	6.80 - 6.90	6.70 - 6.90	8.05 - 8.20	7.80 - 8.00
HEATING CAPACITY		—	5.50 - 5.60	5.50 - 5.60	—	7.70 - 7.80	7.60 - 7.80	—	8.55 - 8.80

## ELECTRICAL DATA

POWER SOURCE	(V)	220 - 240								
FREQUENCY	(Hz)	50								
RUNNING CURRENT	(A)	COOLING	8.4 - 8.0	8.8 - 8.5	8.5 - 8.1	12.2 - 11.3	11.9 - 11.1	12.0 - 12.0	13.8 - 13.7	13.7 - 13.5
		HEATING	—	7.8 - 7.7	7.8 - 7.4	—	12.1 - 11.4	12.0 - 12.0	—	14.5 - 14.4
INPUT WATTS	(kW)	COOLING	1.84 - 1.89	1.89 - 1.98	1.83 - 1.91	2.61 - 2.65	2.60 - 2.65	2.53 - 2.66	2.96 - 3.08	2.93 - 3.05
		HEATING	—	1.70 - 1.80	1.70 - 1.75	—	2.64 - 2.72	2.50 - 2.62	—	3.13 - 3.25
E.E.R.	(kW/kW)	COOLING	2.88 - 2.86	2.80 - 2.73	2.90 - 2.83	2.61 - 2.60	2.62 - 2.60	2.65 - 2.59	2.72 - 2.66	2.66 - 2.62
		HEATING	—	3.24 - 3.11	3.24 - 3.20	—	2.92 - 2.87	3.04 - 2.98	—	2.73 - 2.71
MOISTURE REMOVAL	(ℓ /hr)	2.0			2.5			3.5		
AIR CIRCULATION-Hi	(m <sup>3</sup> /hr)	900			1,000			1,100		
REFRIGERANT	R-22 (g)	1,400	1,900	1,900	1,850	2,200	2,200	2,300	2,450	

## COMPRESSOR

TYPE	Hermetic type, Deposit electrode condenser, 2 poles, Single phase, Induction motor, Rotary					
CODE	2JS318D5BA02	PH33VTTT	2JS318D5BA02	NH44VNBT	2JS438D5CA02	NH52VNHT

## FAN MOTOR

POWER SOURCE	(V)	220 - 240					
INDOOR UNIT	TYPE	MFA-30HTT					
	HI-SPEED (r.p.m.)	1,080			1,190		1,320
	MED-SPEED (r.p.m.)	940			1,030		1,220
	LO-SPEED (r.p.m.)	810			900		1,030
OUTDOOR UNIT	TYPE	MFB-247FBT	MFB-252TAT	MFB-247FBT	MFB-252TAT	MFB-30DFT	
	(r.p.m.)	735					730

## DIMENSIONS

INDOOR UNIT	H x W x D	320 x 1,120 x 220		
OUTDOOR UNIT	(mm)	643 x 840 x 336		900 x 900 x 350

## WEIGHT

INDOOR UNIT	GROSS / NET	22 / 16					
OUTDOOR UNIT	(kg)	67 / 59	76 / 68	73 / 65	77 / 69	91 / 79	92 / 80

## REFRIGERANT CHARGE (R-22)

MODELS	PIPE LENGTH	5 m	7.5 m	10 m	15 m	20 m	25 m	30 m	Additional refrigerant	
		(16 ft)	(25 ft)	(33 ft)	(49 ft)	(66 ft)	(82 ft)	(98 ft)		
FULL CHARGE AMOUNT	ASG18ABA-W	1,400 g (49.4 oz)	1,450 g (51.1 oz)	1,550 g (54.7 oz)	1,650 g (58.2 oz)	—			20 g (0.71 oz)/3.3 ft (1 m) (over 7.5 m)	
	ASG18RBA-W	1,900 g (67.0 oz)	2,000 g (70.5 oz)	2,200 g (77.6 oz)	2,400 g (84.7 oz)	—			40 g (1.41 oz)/3.3 ft (1 m) (over 7.5 m)	
	ASG24ABA-W	1,850 g (65.3 oz)	1,900 g (67.0 oz)	2,000 g (70.5 oz)	2,100 g (74.1 oz)	—			20 g (0.71 oz)/3.3 ft (1 m) (over 7.5 m)	
	ASG24RBA-W	2,200 g (77.6 oz)	2,300 g (81.1 oz)	2,500 g (88.2 oz)	2,700 g (95.2 oz)	—			40 g (1.41 oz)/3.3 ft (1 m) (over 7.5 m)	
	ASG30ABA-W	2,300 g (81.1 oz)	2,350 g (82.9 oz)	2,450 g (86.4 oz)	2,550 g (89.9 oz)	2,650 g (93.5 oz)	2,750 g (97.0 oz)	—		20 g (0.71 oz)/3.3 ft (1 m) (over 7.5 m)
	ASG30RBA-W	2,450 g (86.4 oz)	2,550 g (89.9 oz)	2,750 g (97.0 oz)	2,950 g (104.1 oz)	3,150 g (111.1 oz)	—		40 g (1.41 oz)/3.3 ft (1 m) (over 7.5 m)	

TYPE		COOL	COOL & HEAT	COOL	COOL & HEAT	COOL	COOL & HEAT
INDOOR UNIT		ASG18AGF-W	ASG18RGF-W	ASG24AGF-W	ASG24RGF-W	ASG30AGF-W	ASG30RGF-W
OUTDOOR UNIT		AOG18AZE	AOG18RZEL	AOG24ABE	AOG24RZEL	AOG30AVAL	AOG30RVAL
COOLING CAPACITY	(kW)	5.30 - 5.40	5.30 - 5.40	6.80 - 6.90	6.80 - 6.90	8.05 - 8.20	7.80 - 8.00
HEATING CAPACITY		—	5.50 - 5.60	—	7.70 - 7.80	—	8.55 - 8.80

#### ELECTRICAL DATA

POWER SOURCE	(V)	220 - 240						
FREQUENCY	(Hz)	50						
RUNNING CURRENT	(A)	COOLING	9.8 - 9.4	10.6 - 10.2	12.0 - 12.3	12.6 - 12.8	14.9 - 15.5	14.6 - 15.3
		HEATING	—	9.2 - 9.3	—	12.0 - 12.3	—	13.7 - 14.8
INPUT WATTS	(kW)	COOLING	2.12 - 2.18	2.20 - 2.23	2.53 - 2.62	2.65 - 2.74	3.70 - 3.20	3.07 - 3.19
		HEATING	—	1.89 - 1.94	—	2.51 - 2.60	—	2.85 - 2.96
E.E.R.	(kW/kW)	COOLING	2.50 - 2.48	2.41 - 2.42	2.69 - 2.63	2.57 - 2.52	2.62 - 2.56	2.54 - 2.51
		HEATING	—	2.91 - 2.89	—	3.07 - 3.00	—	3.00 - 2.97
MOISTURE REMOVAL	(ℓ/hr)	2.0			2.5		3.0	
AIR CIRCULATION-Hi	(m <sup>3</sup> /hr)	900			1,000		1,100	
REFRIGERANT	R-22 (g)	1,300	1,900	1,950	2,050	2,350	2,450	

#### COMPRESSOR

TYPE	Hermetic type, Deposit electrode condenser, 2 poles, Single phase, Induction motor, Recipro			
CODE	AWG5524EXC-4	H23B30QABKA	AWG5532EXC-4	H23A42QABKA

#### FAN MOTOR

POWER SOURCE	(V)	220 - 240					
INDOOR UNIT	TYPE	MFA-30HTT					
	HI-SPEED (r.p.m.)	1,080		1,190		1,320	
	MED-SPEED (r.p.m.)	940		1,030		1,220	
	LO-SPEED (r.p.m.)	810		900		1,030	
OUTDOOR UNIT	TYPE	MFB-247FBT	MFB-252TAT	MFB-247FBT	MFB-252TAT	MFB-30DFT	
	(r.p.m.)	735				730	

#### DIMENSIONS

INDOOR UNIT	H x W x D	320 x 1,120 x 220					
OUTDOOR UNIT	(mm)	643 x 840 x 336				900 x 900 x 350	

#### WEIGHT

INDOOR UNIT	GROSS / NET	22 / 16					
OUTDOOR UNIT	(kg)	74 / 66	76 / 68	75 / 67	76 / 68	96 / 84	97 / 85

#### REFRIGERANT CHARGE (R-22)

MODELS	PIPE LENGTH	7.5 m	10 m	15 m	20 m	25 m	30 m	Additional refrigerant
		(25 ft)	(33 ft)	(49 ft)	(66 ft)	(82 ft)	(98 ft)	
FULL CHARGE AMOUNT	ASG18AGF-W	1,300 g (45.9 oz)	1,350 g (47.6 oz)	1,450 g (51.1 oz)	1,550 g (54.7 oz)	—		20 g (0.71 oz)/3.3 ft (1 m) (over 7.5 m)
	ASG18RGF-W	1,900 g (67.0 oz)	2,000 g (70.5 oz)	2,200 g (77.6 oz)	2,400 g (84.7 oz)	—		40 g (1.41 oz)/3.3 ft (1 m) (over 7.5 m)
	ASG24AGF-W	1,950 g (68.8 oz)	2,000 g (70.5 oz)	2,100 g (74.1 oz)	2,200 g (77.6 oz)	—		20 g (0.71 oz)/3.3 ft (1 m) (over 7.5 m)
	ASG24RGF-W	2,050 g (72.3 oz)	2,150 g (75.8 oz)	2,350 g (82.9 oz)	2,550 g (89.9 oz)	—		40 g (1.41 oz)/3.3 ft (1 m) (over 7.5 m)
	ASG30AGF-W	2,350 g (82.9 oz)	2,400 g (84.7 oz)	2,500 g (88.2 oz)	2,600 g (91.7 oz)	2,700 g (95.2 oz)	2,800 g (98.8 oz)	20 g (0.71 oz)/3.3 ft (1 m) (over 7.5 m)
	ASG30RGF-W	2,450 g (86.4 oz)	2,550 g (89.9 oz)	2,750 g (97.0 oz)	2,950 g (104.1 oz)	3,150 g (111.1 oz)	—	

TYPE	COOL	
INDOOR UNIT	ASG24ABB-W	
OUTDOOR UNIT	AOG24ABE	
COOLING CAPACITY	(kW)	6.80 - 6.90

#### ELECTRICAL DATA

POWER SOURCE	(V)	220 - 240
FREQUENCY	(Hz)	50
RUNNING CURRENT	(A)	12.0 - 12.3
INPUT WATTS	(kW)	2.53 - 2.62
E.E.R.	(kW/kW)	2.69 - 2.63
MOISTURE REMOVAL	(ℓ/hr)	2.5
AIR CIRCULATION-Hi	(m³/hr)	1,000
REFRIGERANT	R-22 (g)	1,950

#### COMPRESSOR

TYPE	Hermetic type, Deposit electrode condenser, 2 poles, Single phase, Induction motor	
CODE	H23B30QABKA	

#### FAN MOTOR

POWER SOURCE	(V)	220 - 240
INDOOR UNIT	TYPE	MFA-30HTT
	HI-SPEED (r.p.m.)	1,190
	MED-SPEED (r.p.m.)	1,030
	LO-SPEED (r.p.m.)	900
OUTDOOR UNIT	TYPE	MFB-247FBT
	(r.p.m.)	735

#### DIMENSIONS

INDOOR UNIT	H x W x D (mm)	320 x 1,120 x 220
OUTDOOR UNIT		643 x 840 x 336

#### WEIGHT

INDOOR UNIT	GROSS / NET (kg)	22 / 16
OUTDOOR UNIT		73 / 65

#### REFRIGERANT CHARGE (R-22)

MODEL		PIPE LENGTH					Additional refrigerant
		5 m (16 ft)	7.5 m (25 ft)	10 m (33 ft)	15 m (49 ft)	20 m (66 ft)	
FULL CHARGE AMOUNT	ASG24ABB-W	1,950 g (68.8 oz)		2,000 g (70.5 oz)	2,100 g (74.1 oz)	2,200 g (77.6 oz)	20 g (0.71 oz) / 3.3 ft (1 m) (over 7.5 m)

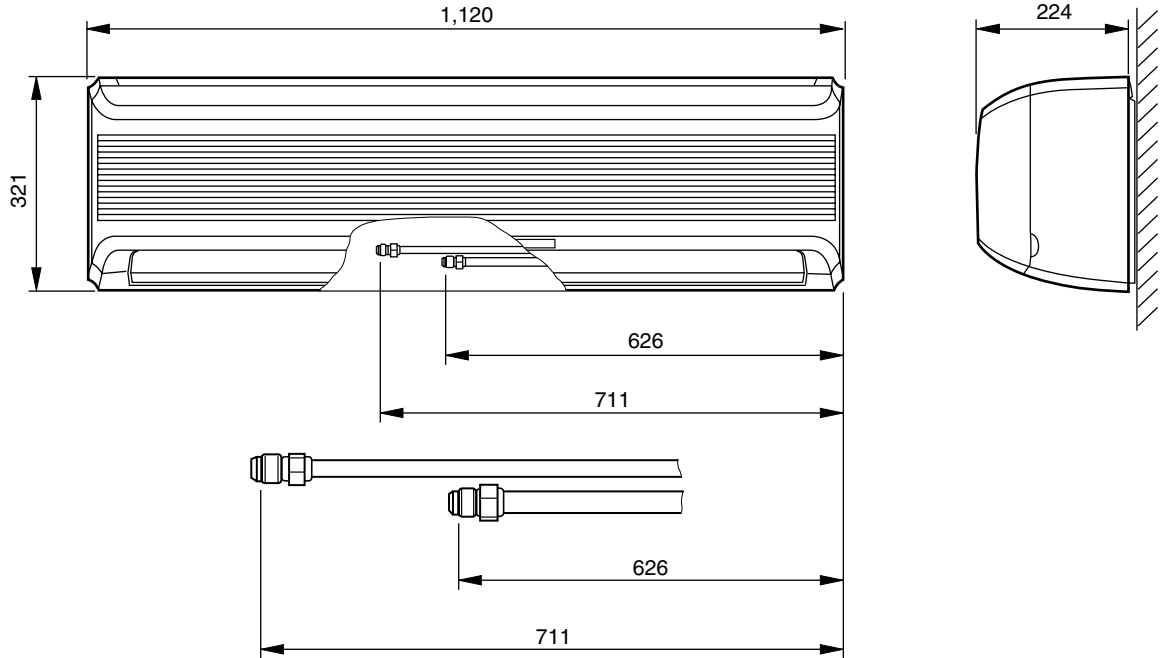
# OUTLINE AND DIMENSIONS

Unit : mm

**Models :** ASG18ABA-W, ASG18RBA-W  
 ASG24ABA-W, ASG24RBA-W  
 ASG30ABA-W, ASG30RBA-W

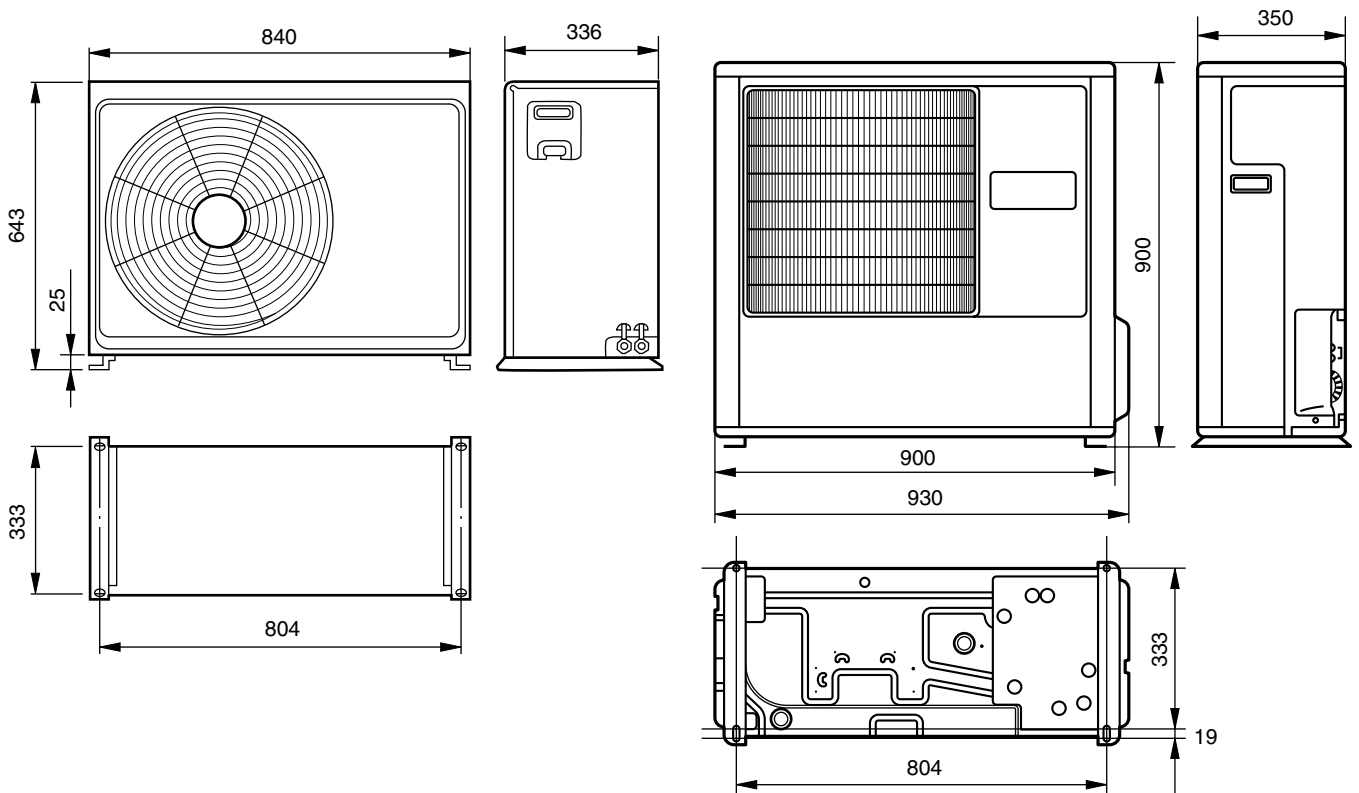
**ASG18AGF-W, ASG18RGF-W**  
**ASG24AGF-W, ASG24RGF-W**  
**ASG30AGF-W, ASG30RGF-W**

**ASG24ABB-W**



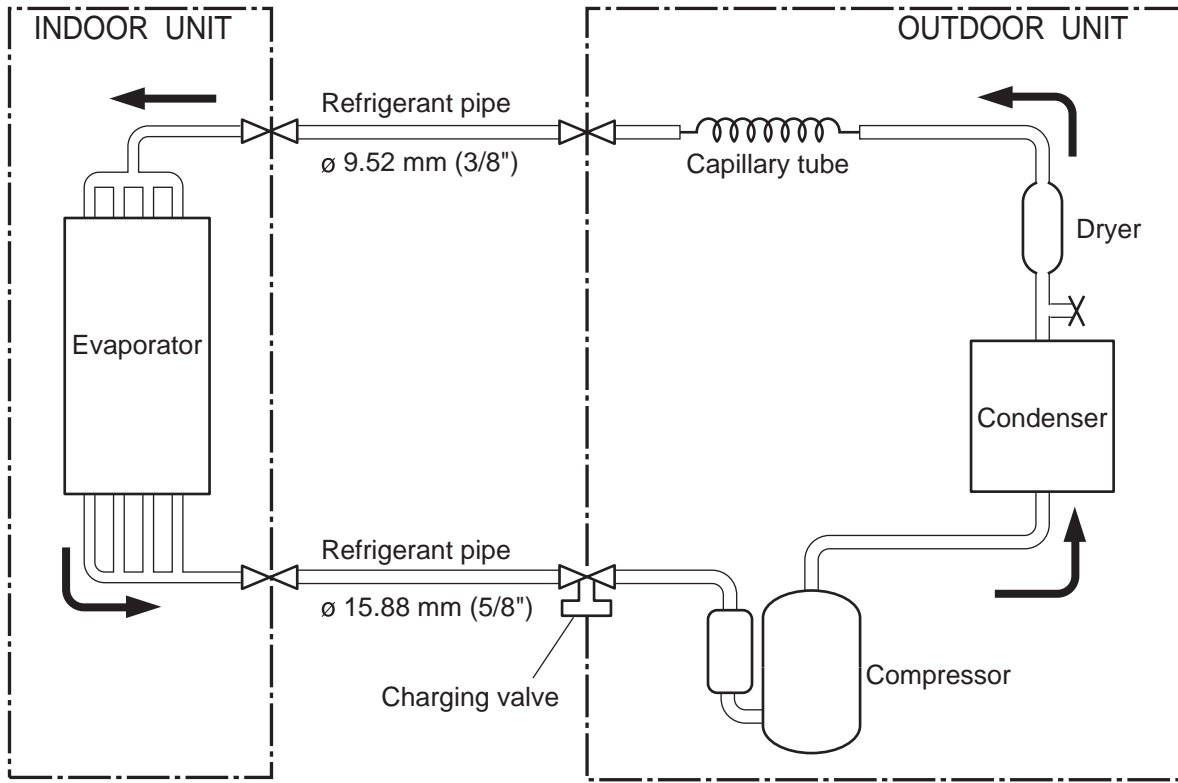
**Models :** AOG18ANE, AOG18RMEL  
 AOG24AME, AOG24RMEL  
 AOG18AZE, AOG18RZEL  
 AOG24ABE, AOG24RZEL  
 AOG18RNEL, AOG24RNAL

**Models :** AOG30AMAL  
 AOG30RMAL  
 AOG30AVAL  
 AOG30RVAL

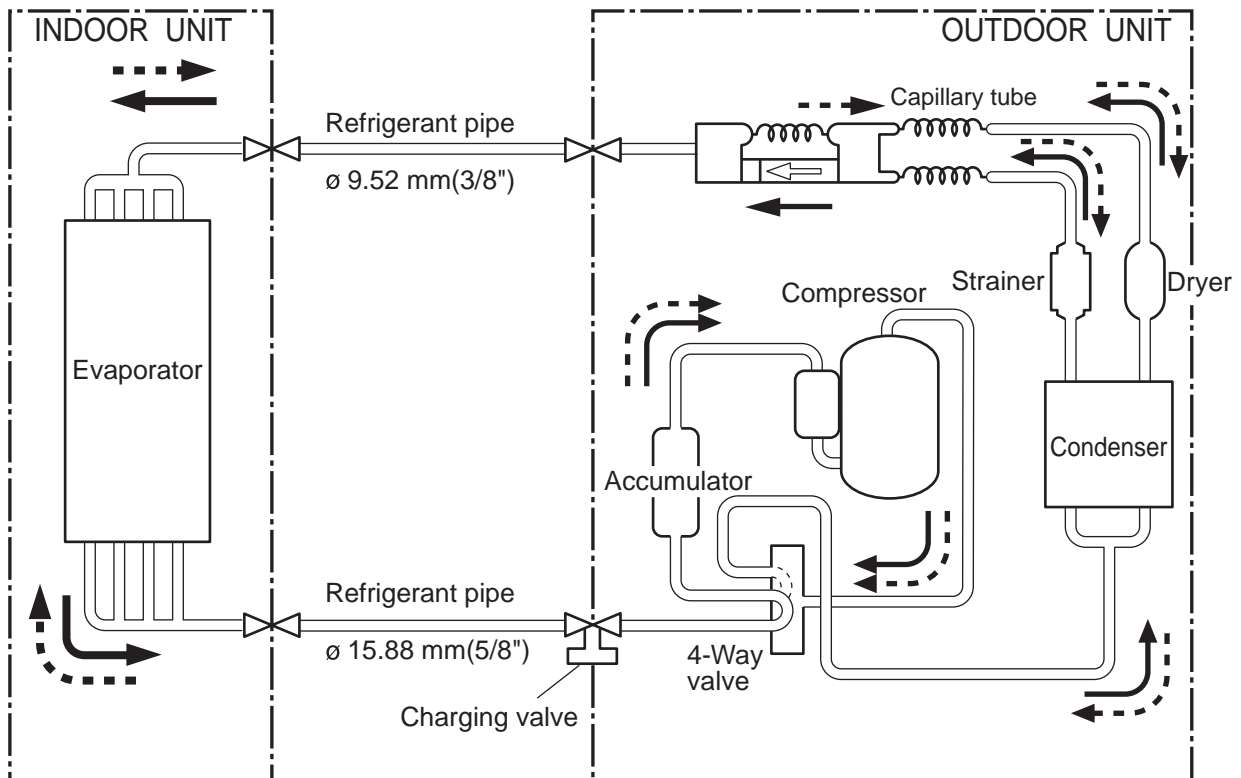





# REFRIGERANT SYSTEM DIAGRAM

Models : ASG18ABA-W / AOG18ANE  
ASG24ABA-W / AOG24AME

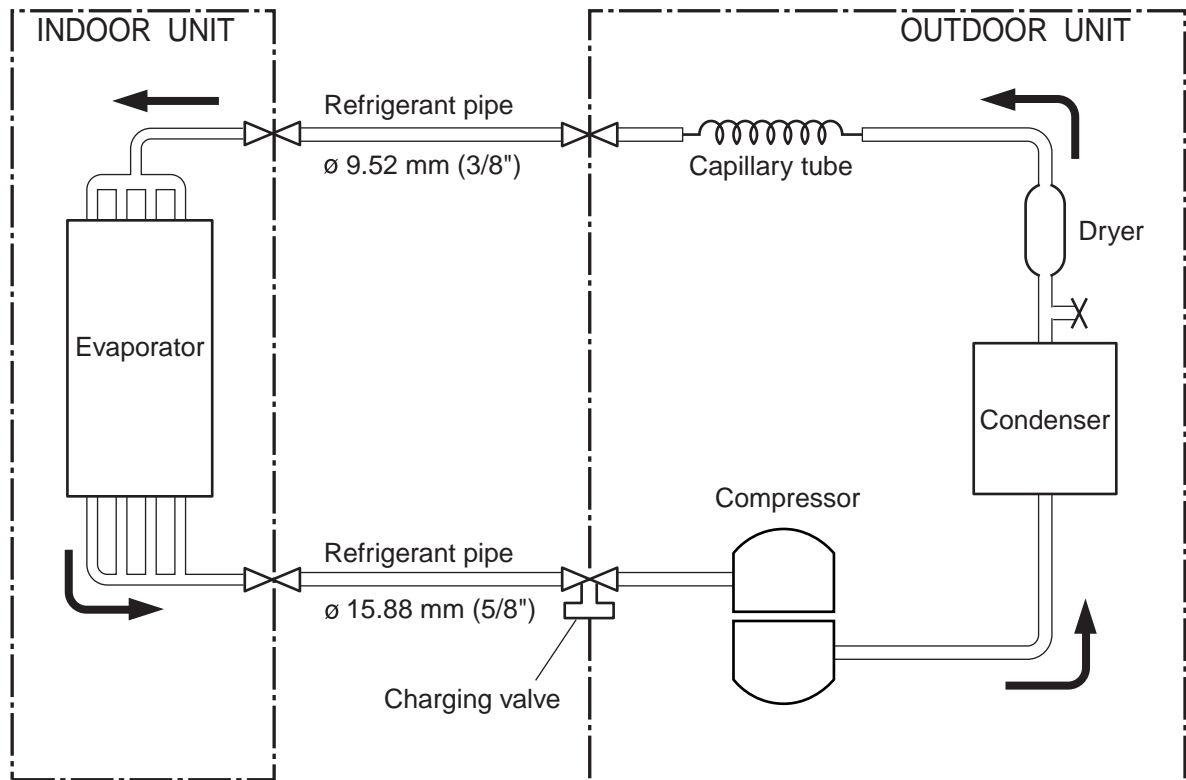


Models : ASG18RBA-W / AOG18RMEL  
ASG18RBA-W / AOG18RNEL

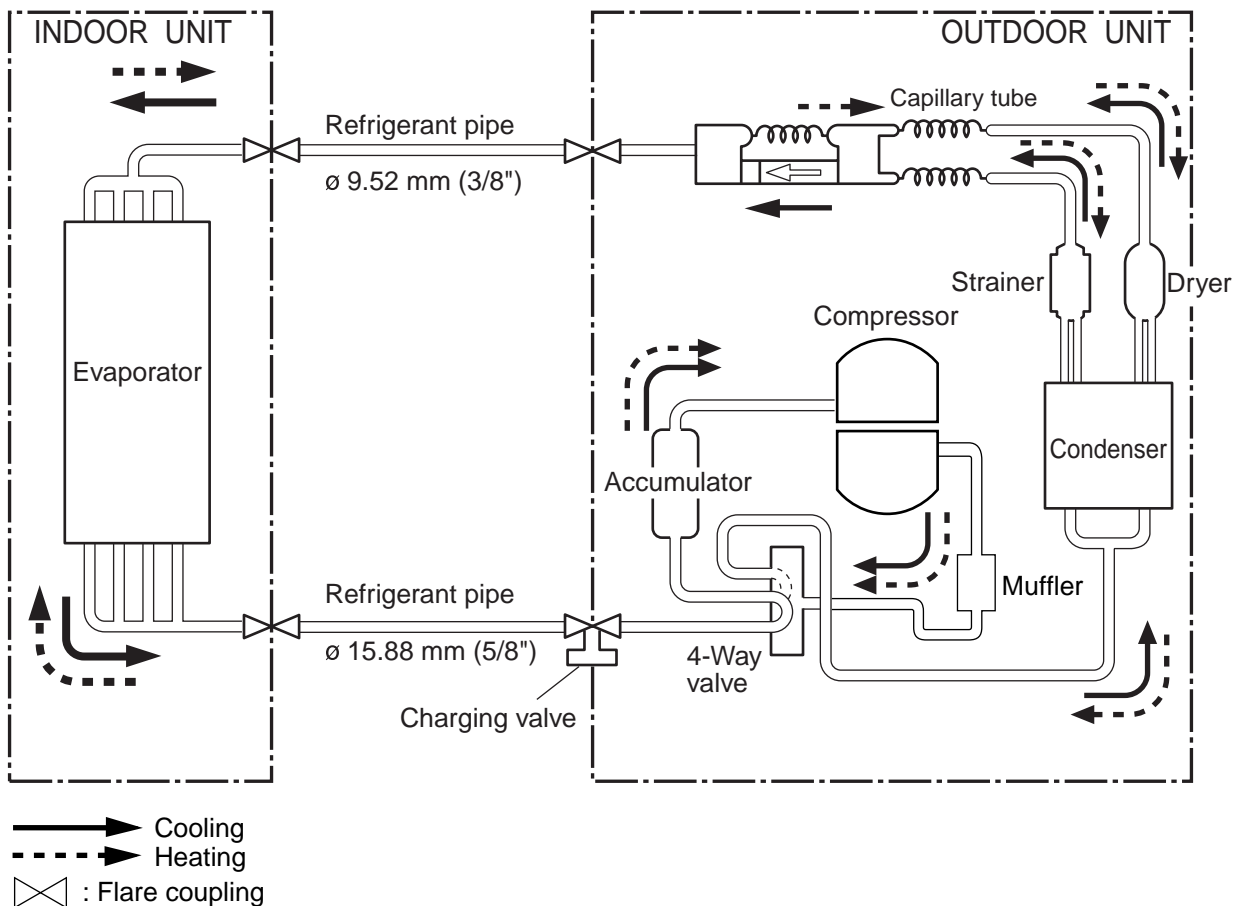


 Cooling  
 Heating  
 : Flare coupling

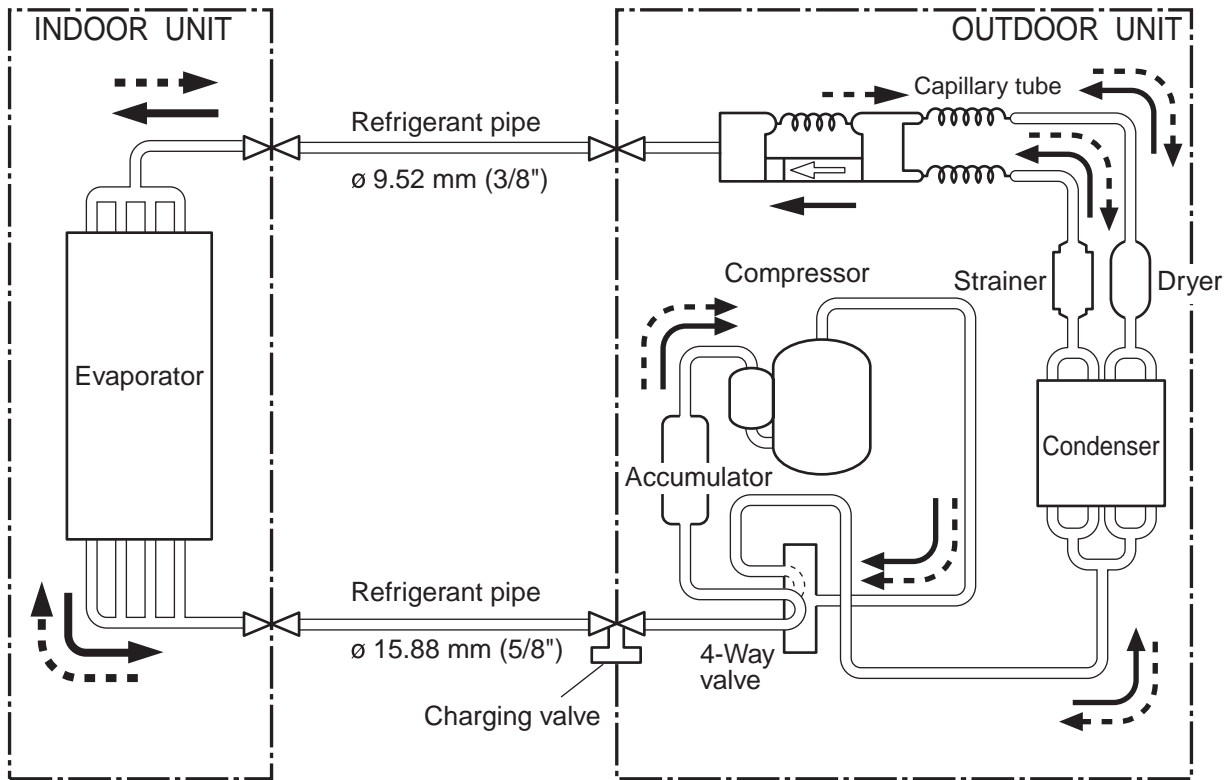
**Models : ASG18AGF-W / AOG18AZE**



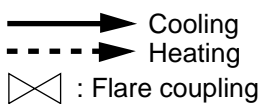
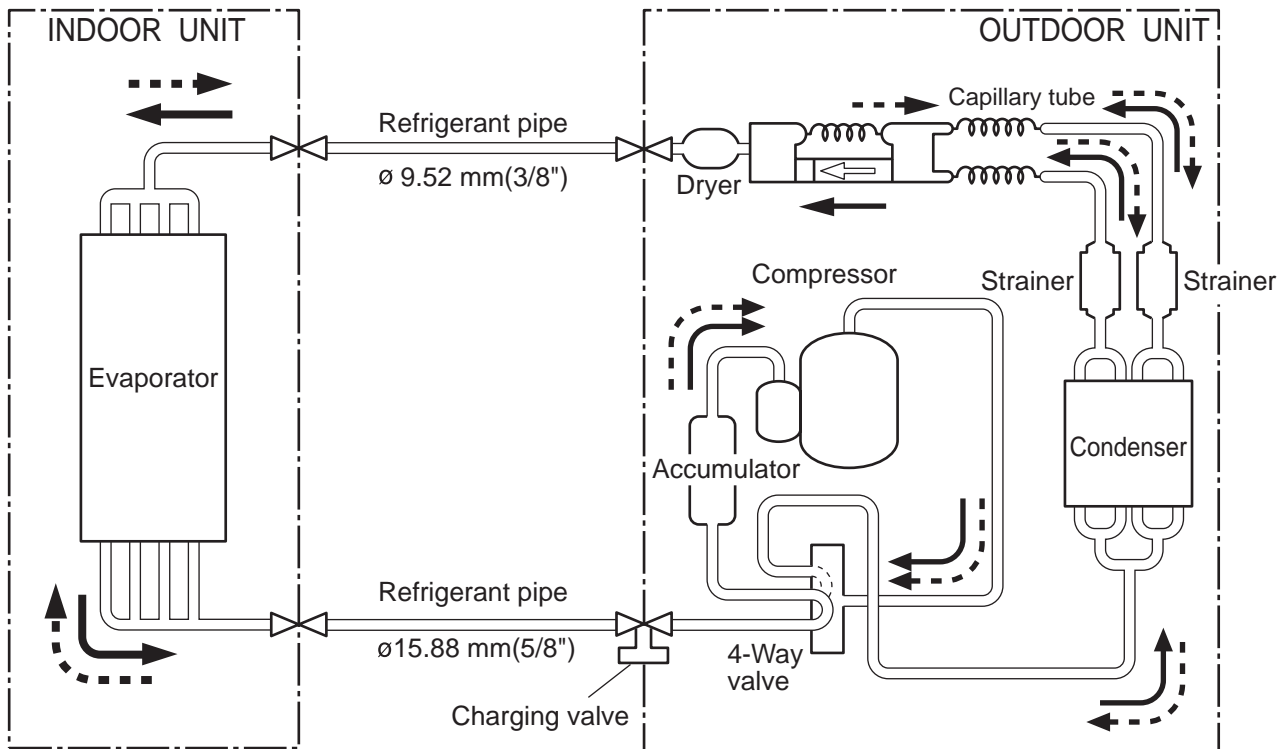
**Models : ASG18RGF-W / AOG18RZEL**



**Models : ASG24RBA-W / AOG24RMEL**

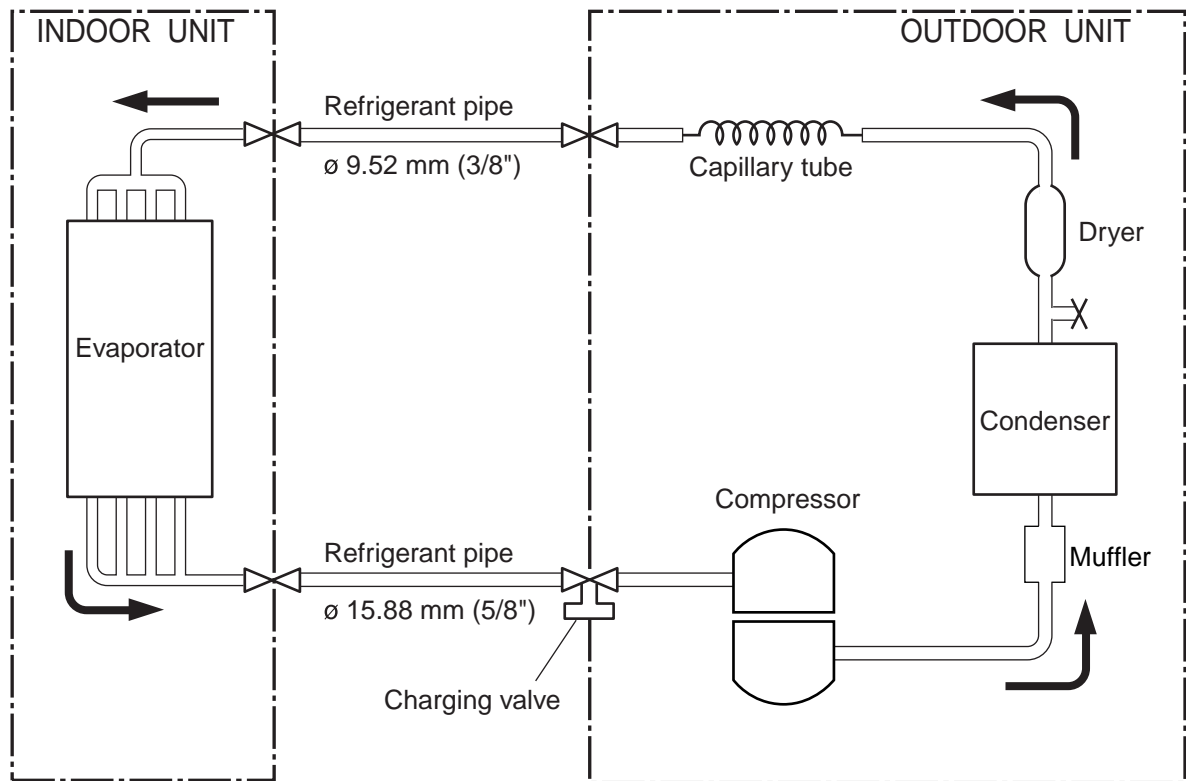


**Models : ASG24RBA-W / AOG24RNAL**

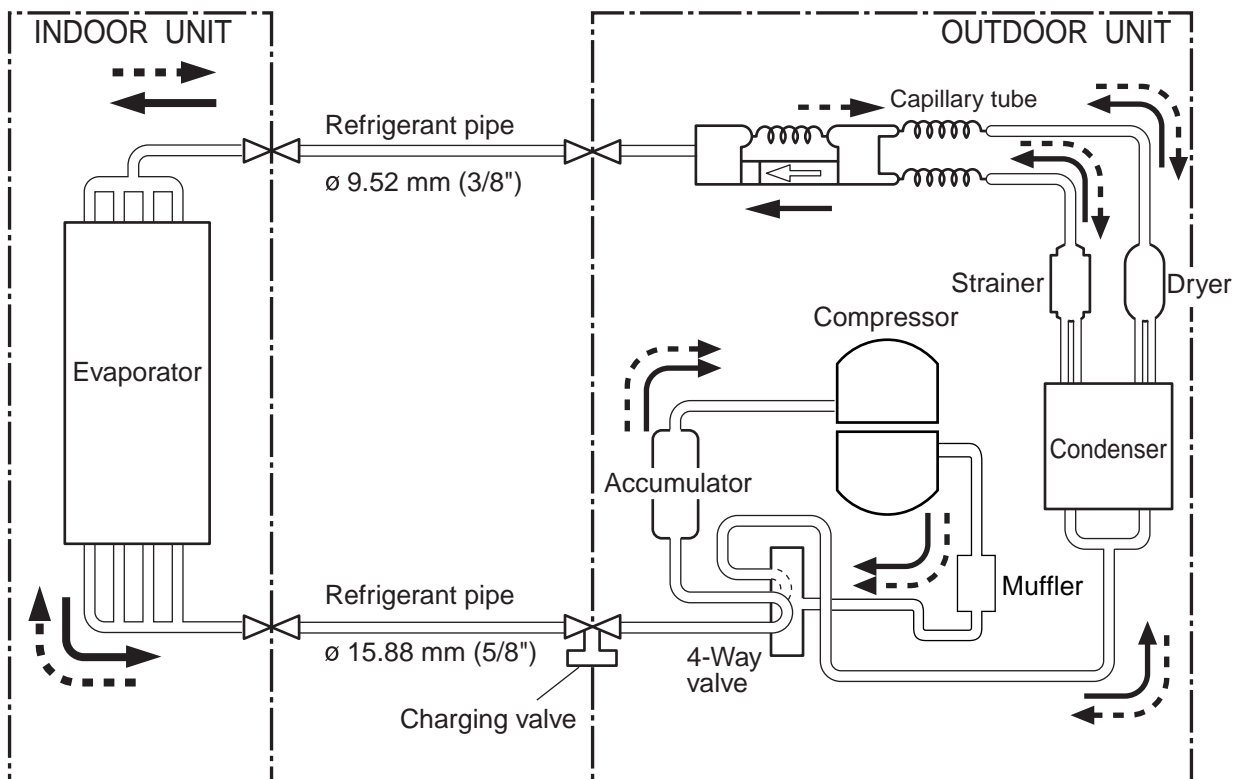







**Models : ASG24AGF-W / AOG24ABE  
ASG24ABB-W / AOG24ABE**

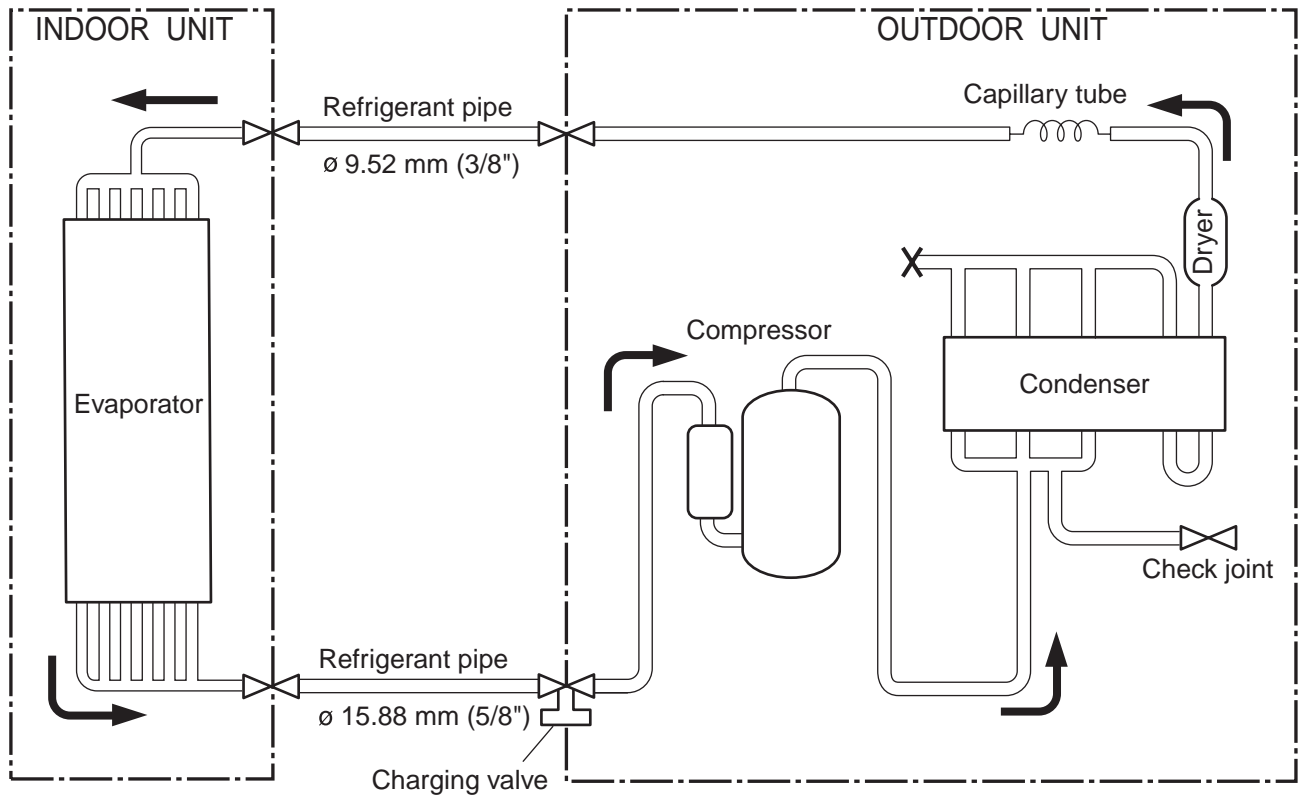


**Models : ASG24RGF-W / AOG24RZEL**

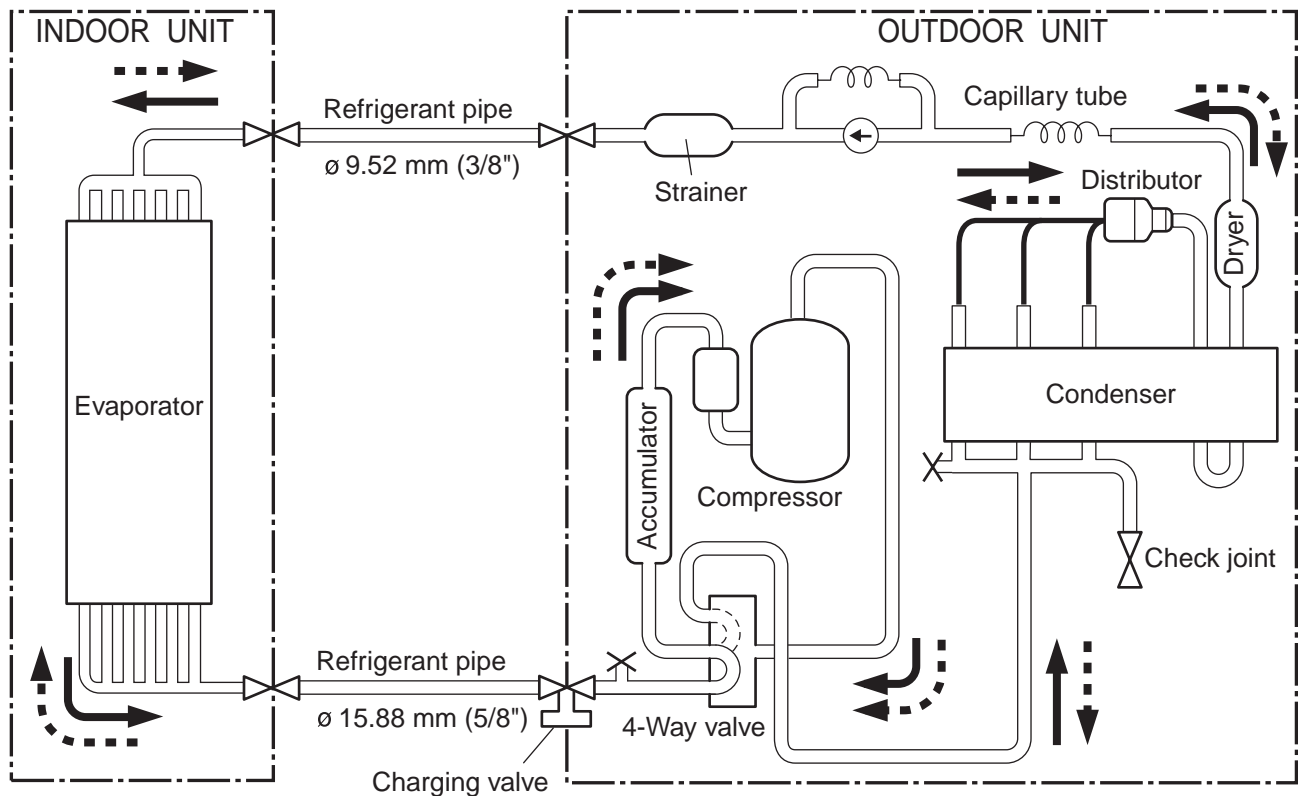


 Cooling  
 Heating  
 : Flare coupling

**Models : ASG30ABA-W / AOG30AMAL**

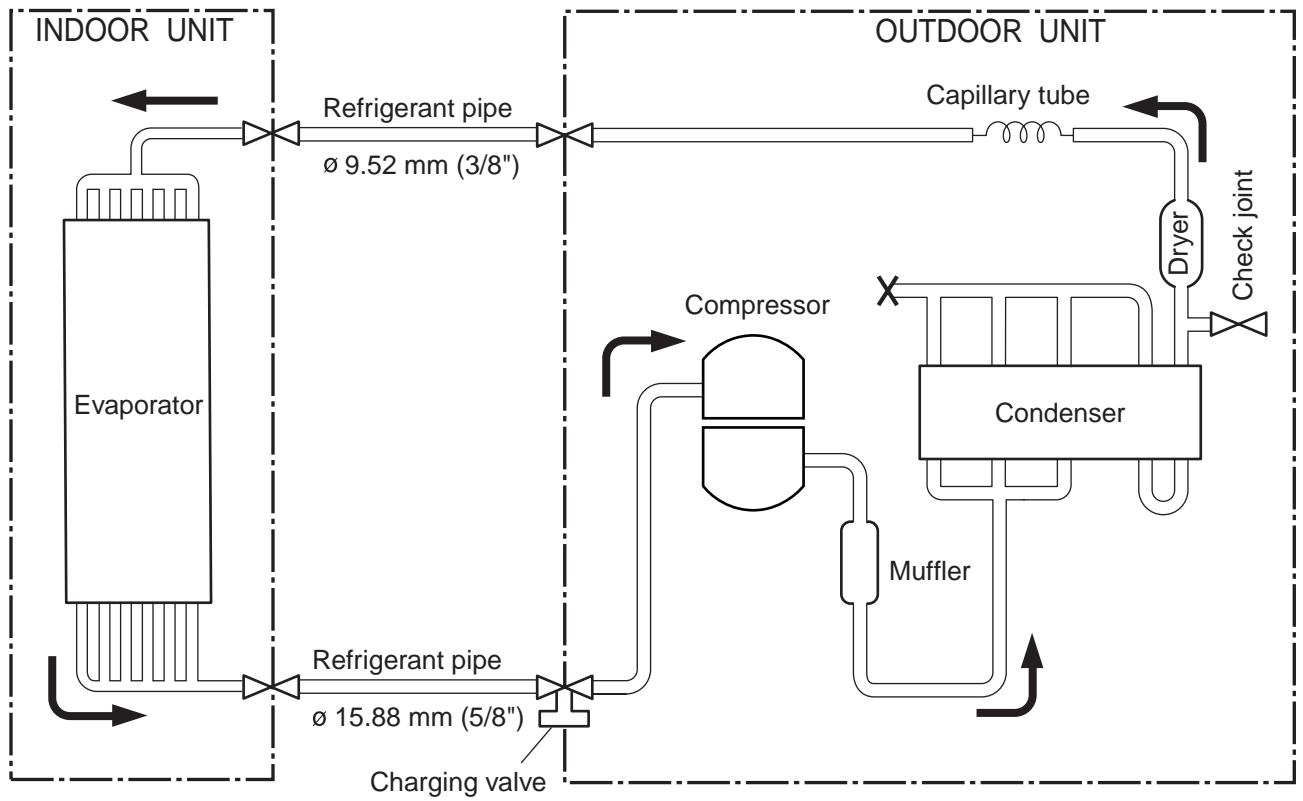


**Models : ASG30RBA-W / AOG30RMAL**

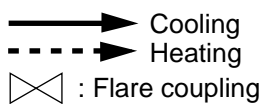
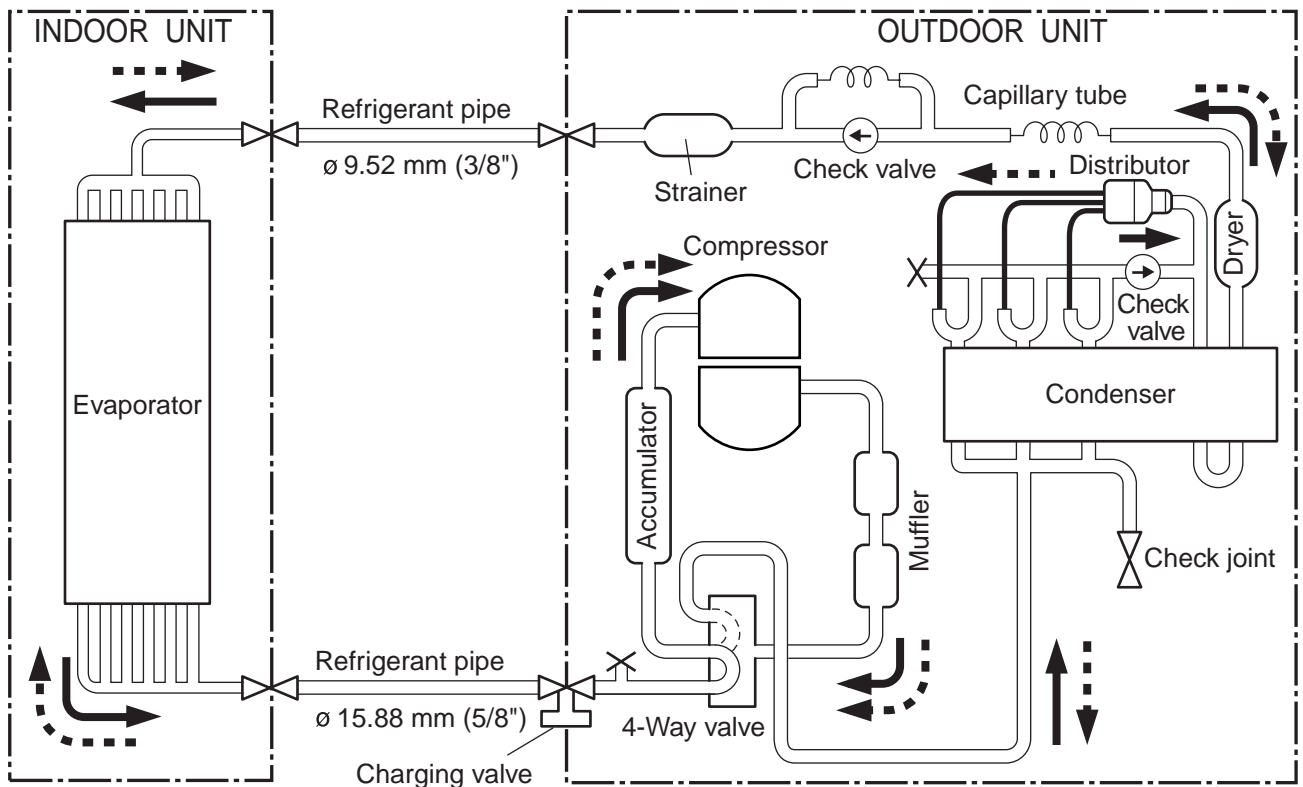


- Cooling
- Heating
- : Flare coupling

**Models : ASG30AGF-W / AOG30AVAL**



**Models : ASG30RGF-W / AOG30RVAL**



# E R R O R   C O N T E N T S

## ● Error

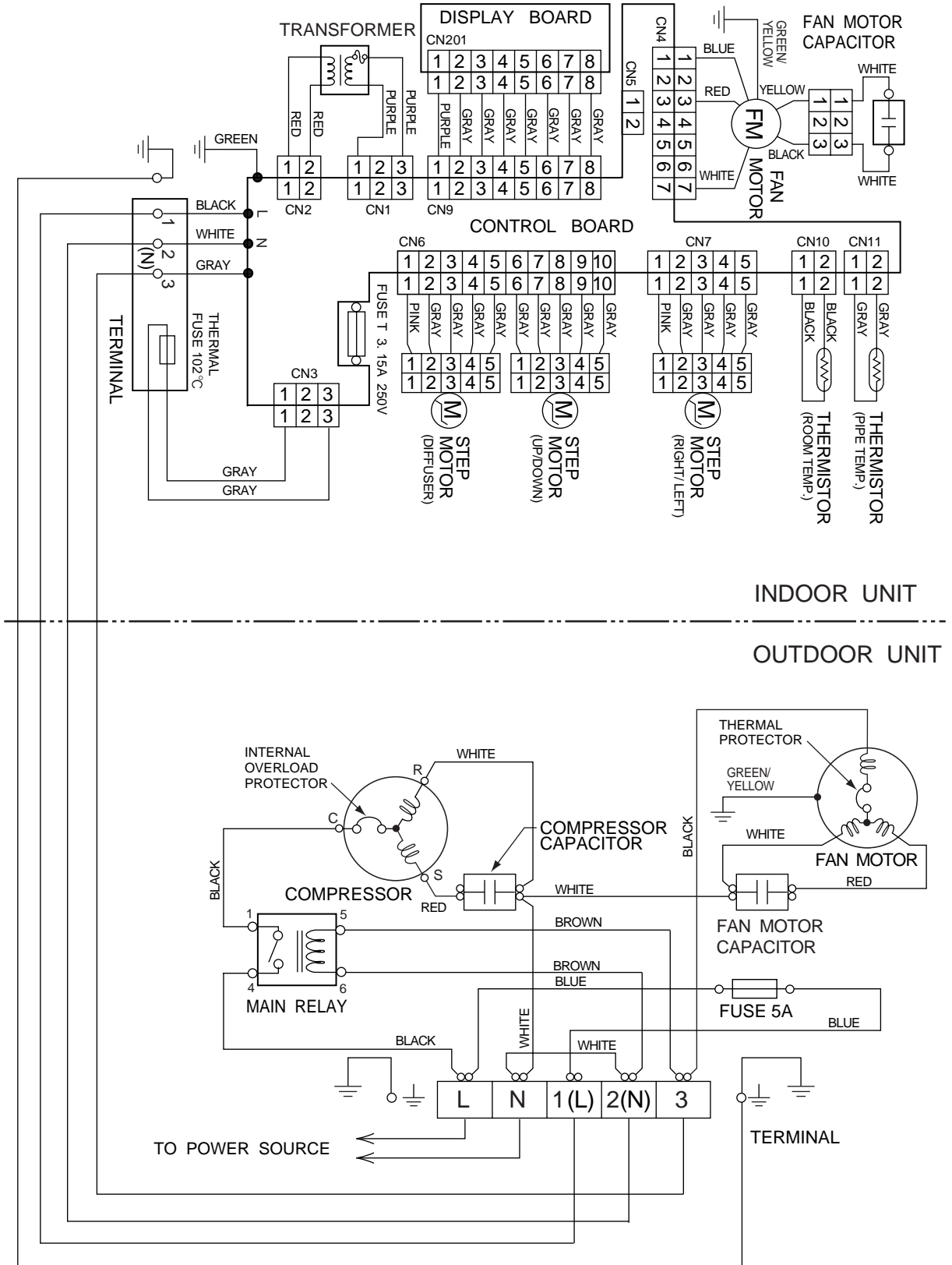
The OPERATION, TIMER and SWING lamps operate as follows according to the error contents.

○ : Fast flashing      ● : Slow flashing      – : Off

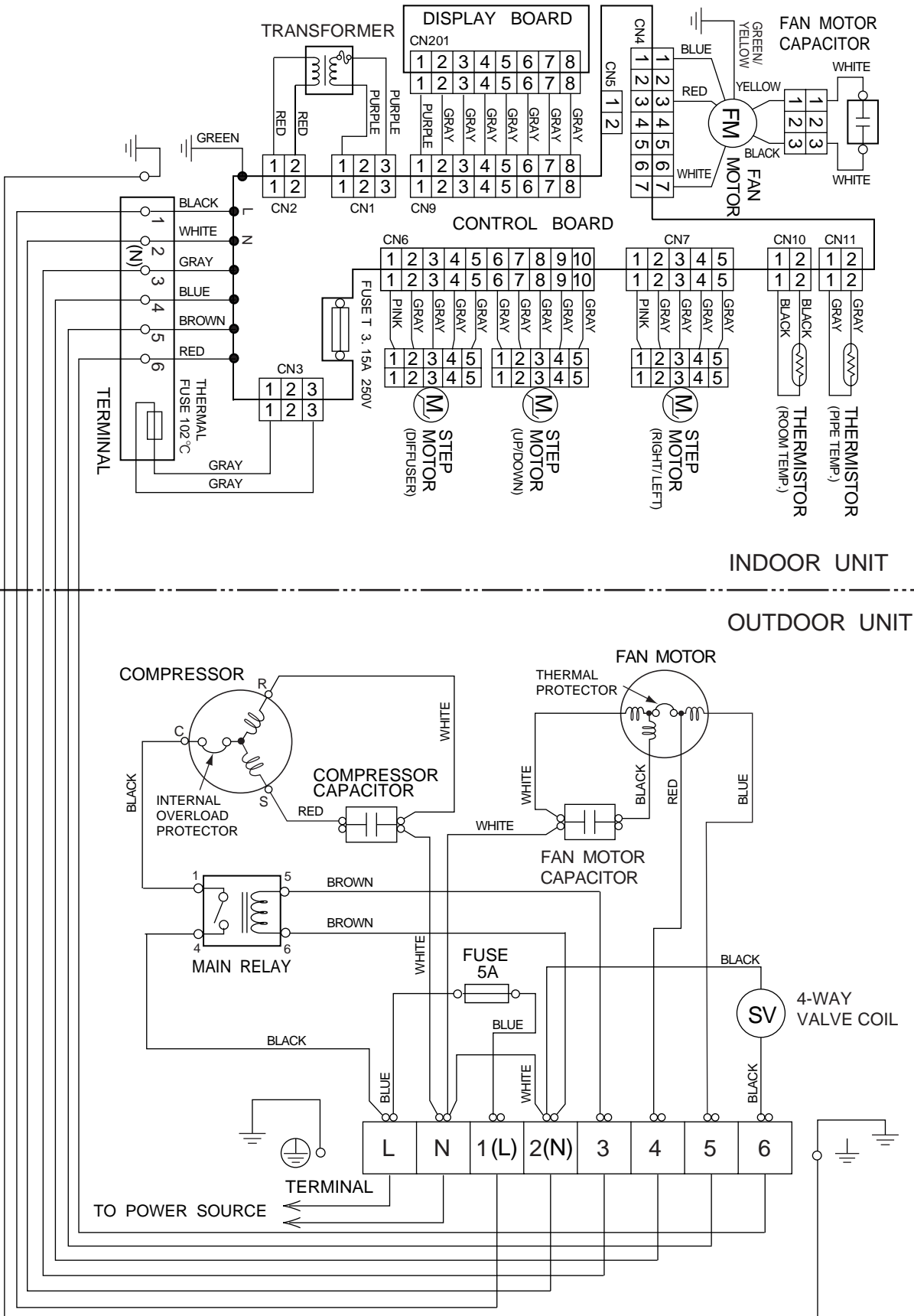
Error contents	Error display		
	OPERATION (RED)	TIMER (GREEN)	SWING (ORANGE)
Indoor unit circuit board error	○	○	–
Indoor unit room temperature sensor wire opened	2 times ●	○	–
Indoor unit room temperature sensor wire short circuited	2 times ●	○	○
Indoor unit piping sensor wire opened	3 times ●	○	–
Indoor unit piping sensor wire short circuited	3 times ●	○	○
Indoor unit fan error	6 times ●	○	–

# CIRCUIT DIAGRAM

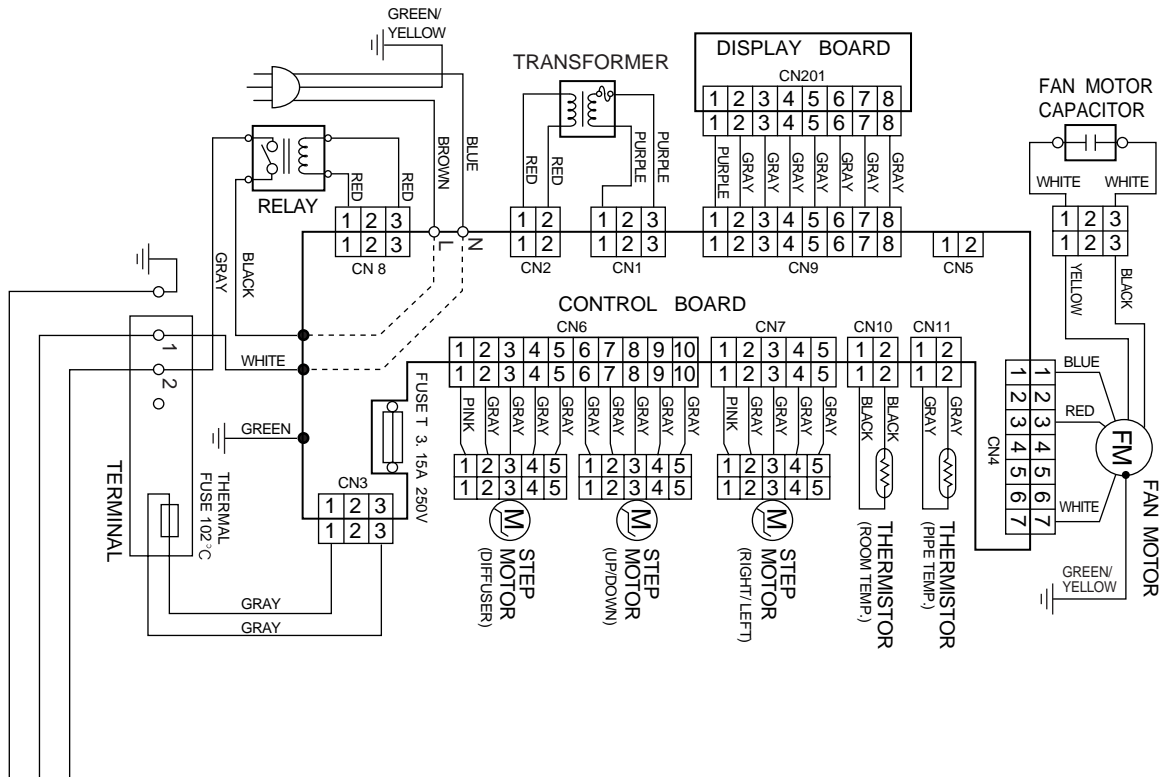
**Models : ASG18ABA-W / AOG18ANE  
ASG24ABA-W / AOG24AME**



**Models : ASG18RBA-W / AOG18RMEL, ASG18RBA-W / AOG18RNEL  
ASG24RBA-W / AOG24RMEL, ASG24RBA-W / AOG24RNAL**

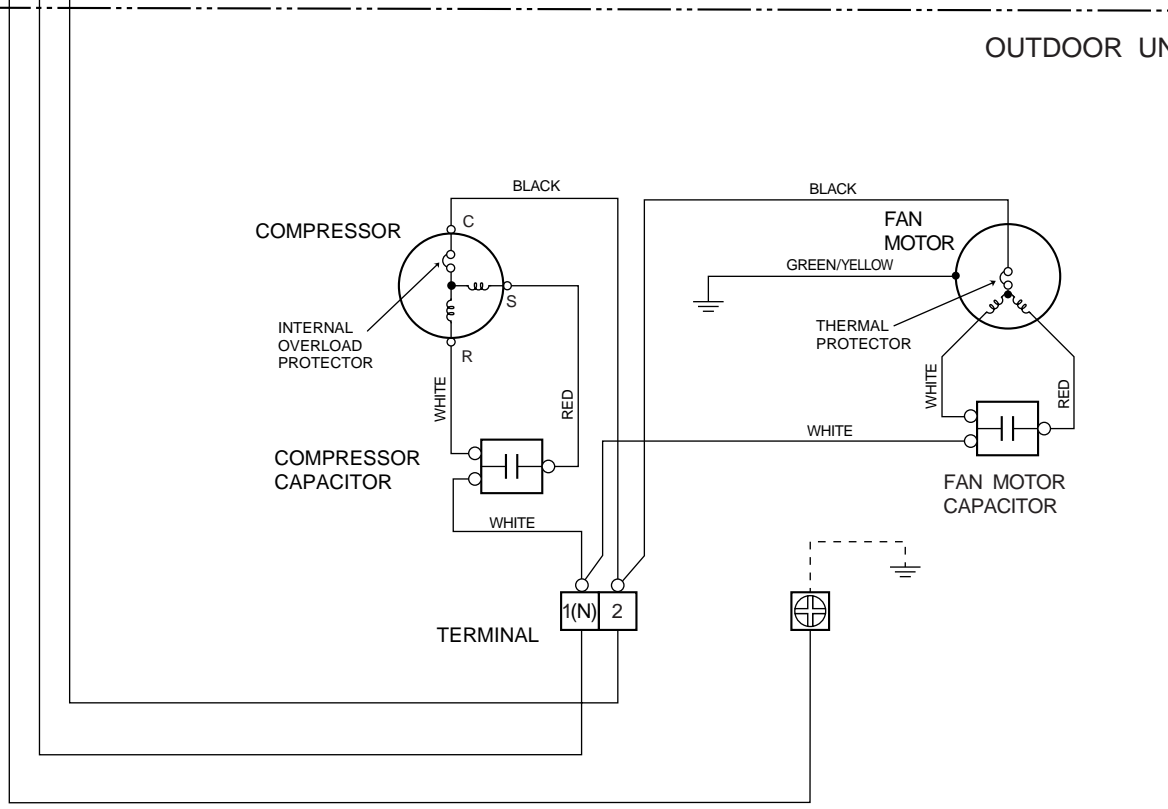


Models : ASG18AGF-W / AOG18AZE  
 ASG24AGF-W / AOG24ABE  
 ASG24ABB-W / AOG24ABE

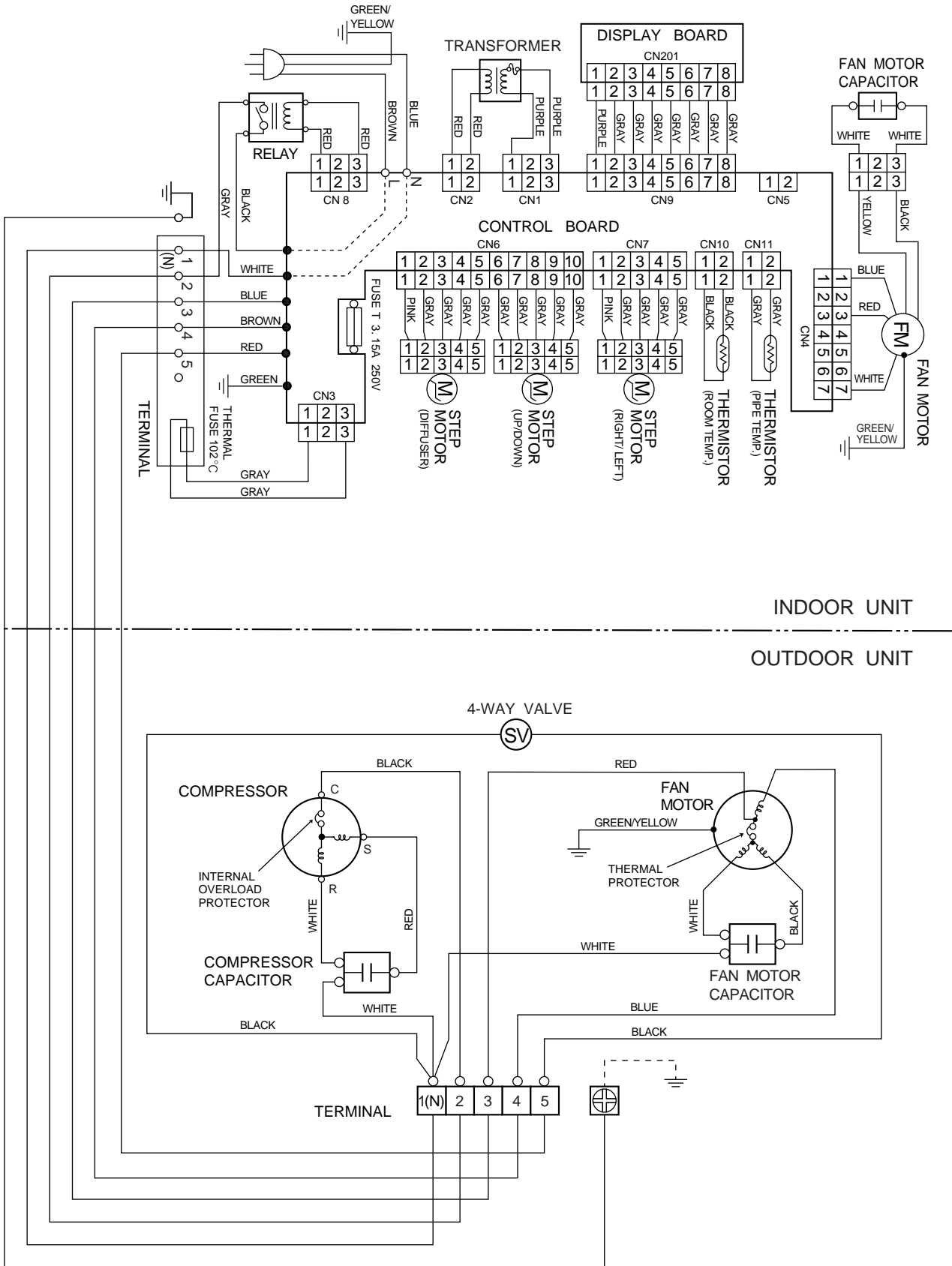


INDOOR UNIT

OUTDOOR UNIT

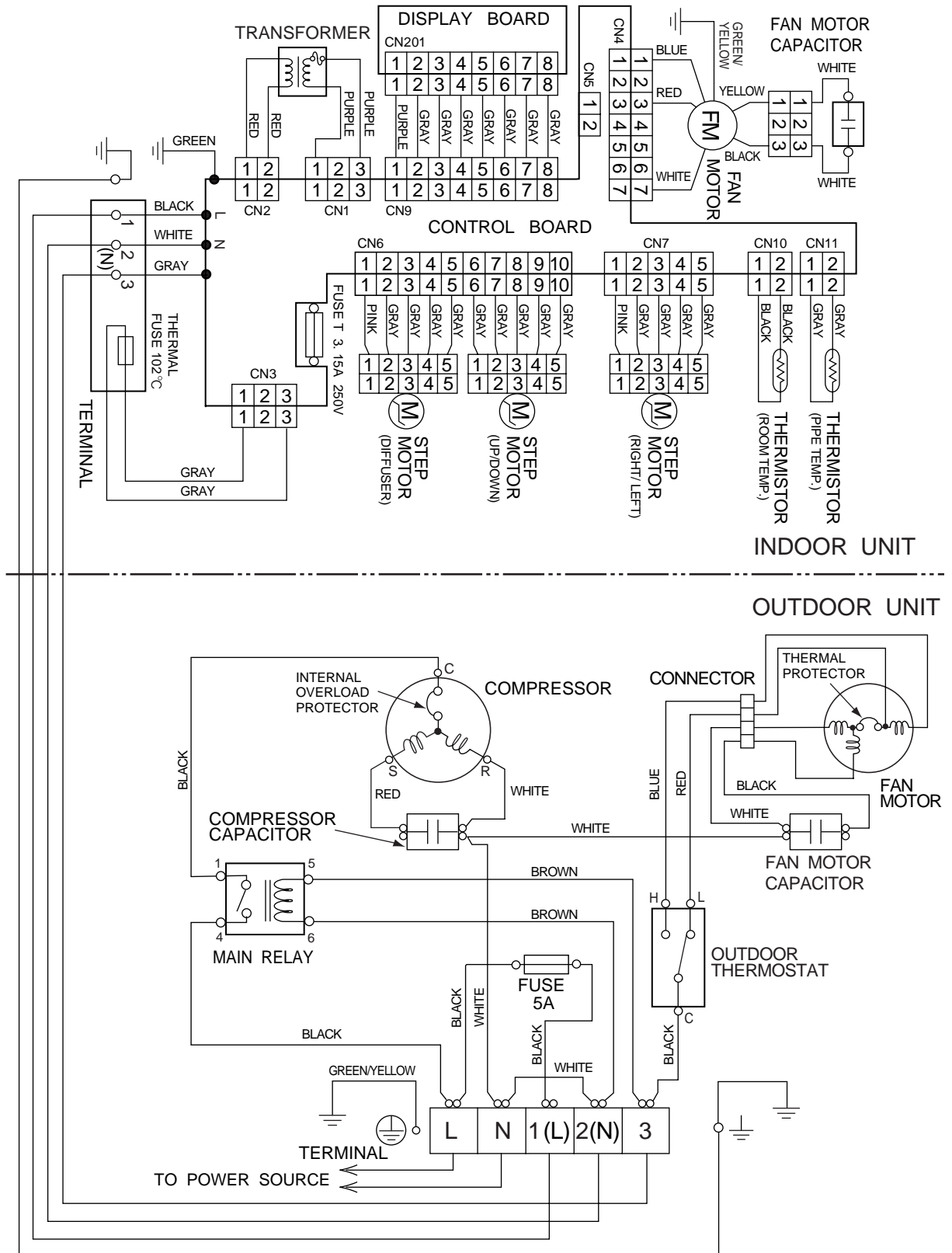


**Models : ASG18RGF-W / AOG18RZEL  
ASG24RGF-W / AOG24RZEL**

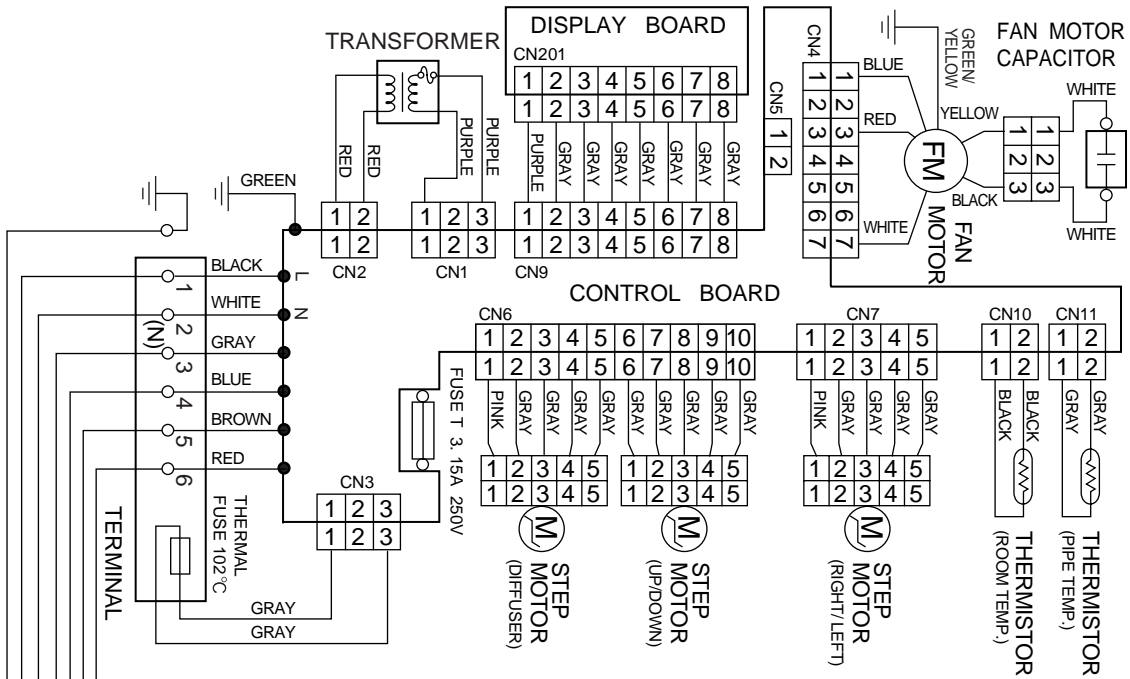




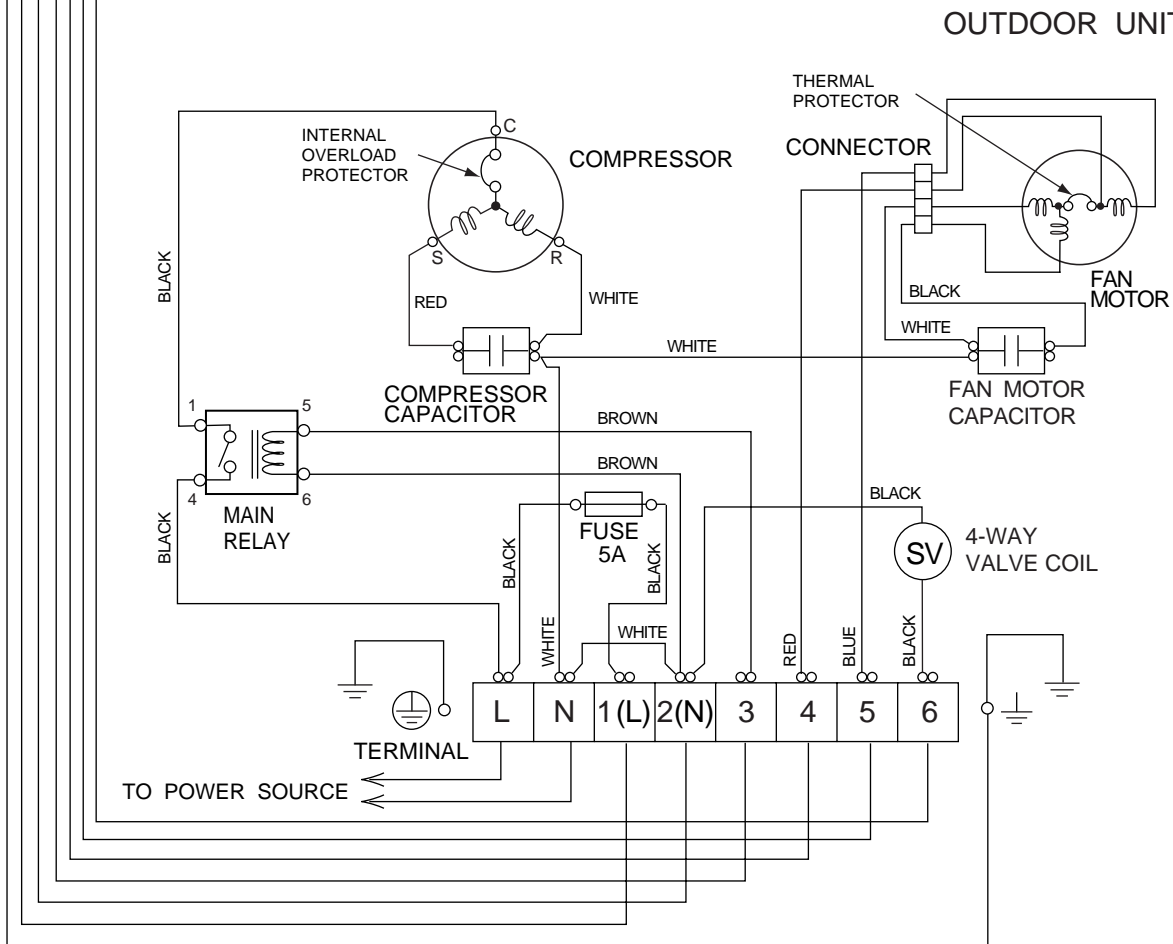
**Models : ASG30ABA-W / AOG30AMAL**



**Models : ASG30RBA-W / AOG30RMAL**

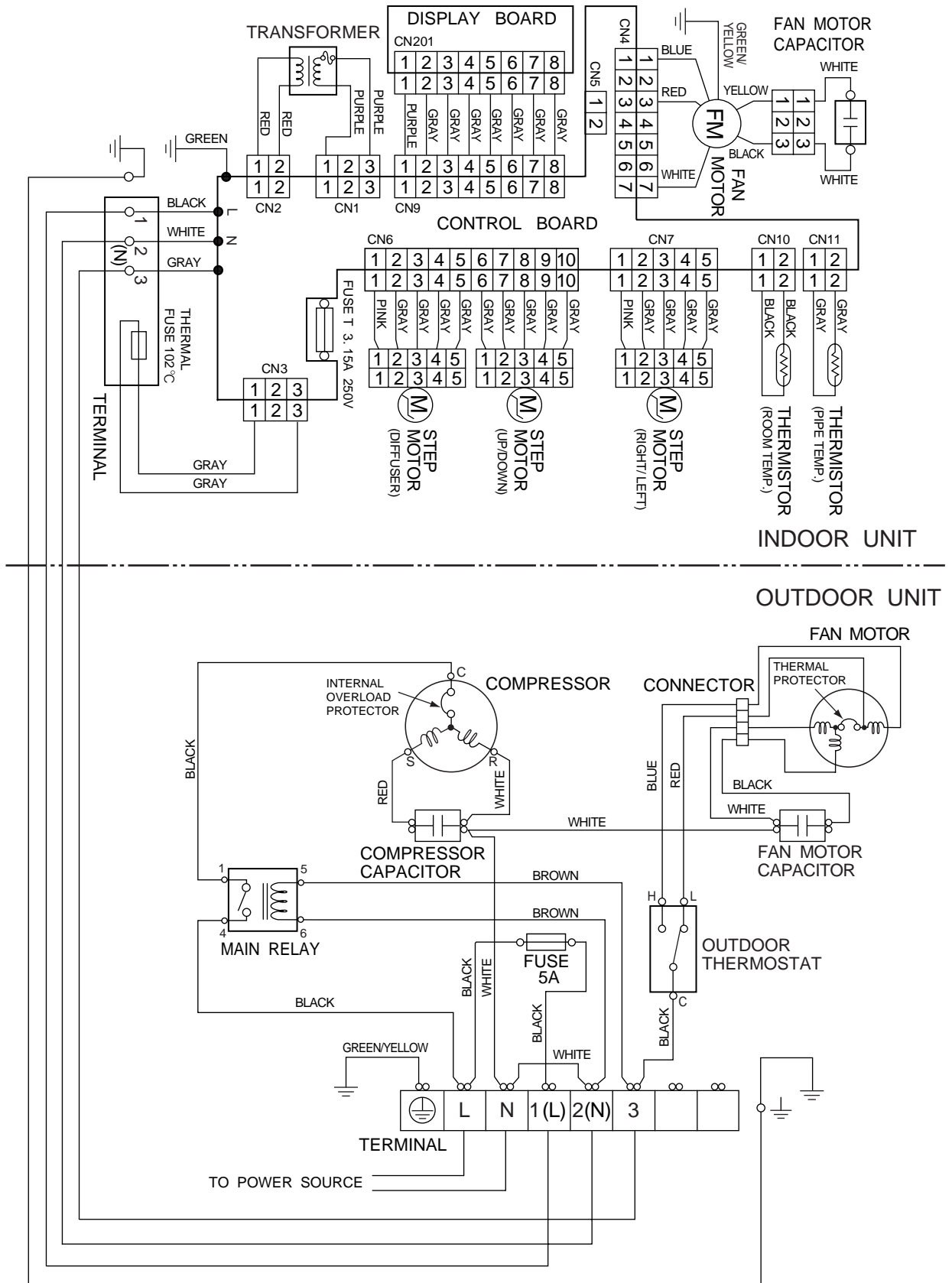


**INDOOR UNIT**

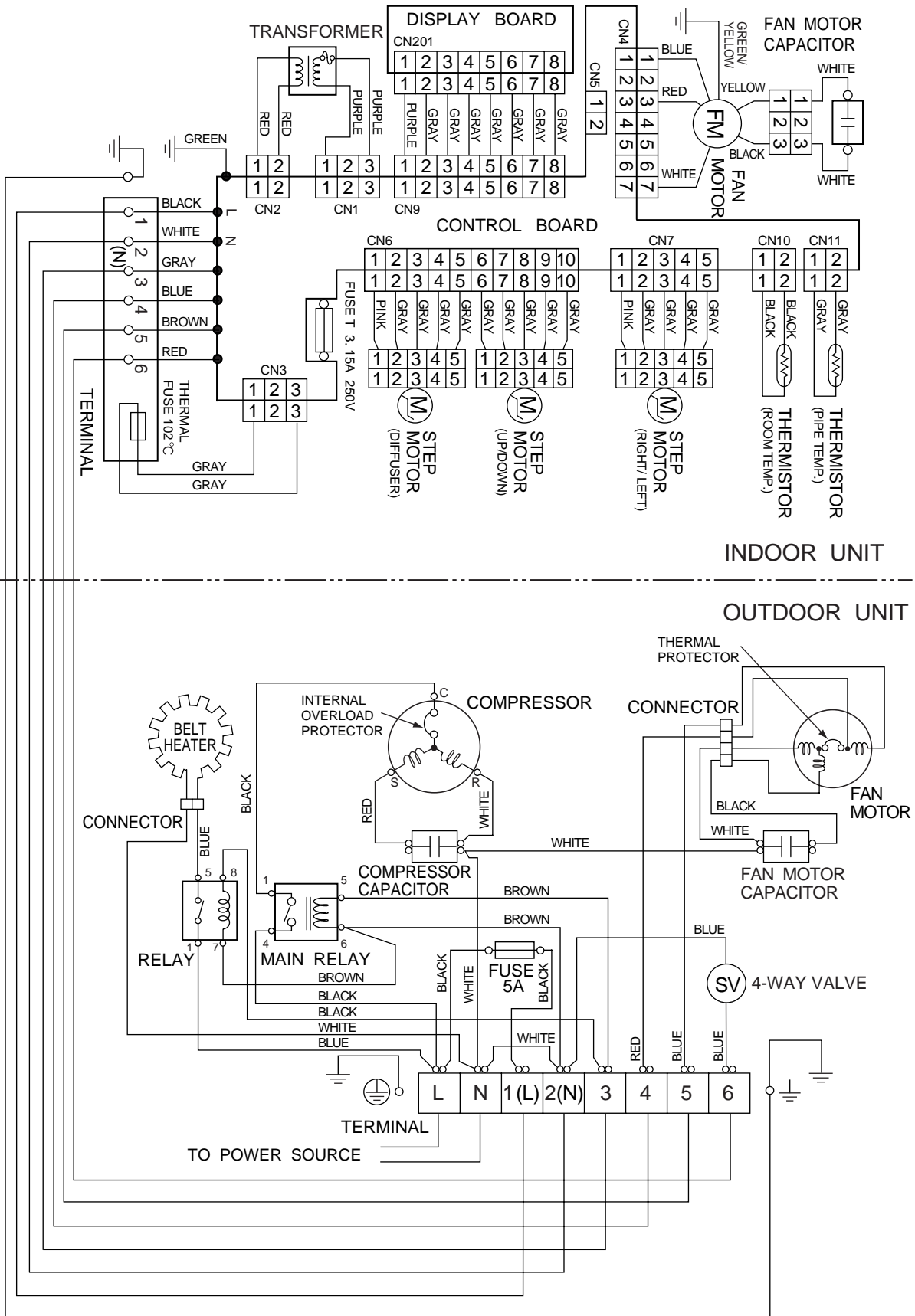


**OUTDOOR UNIT**

**Models : ASG30AGF-W / AOG30AVAL**



**Models : ASG30RGF-W / AOG30RVAL**

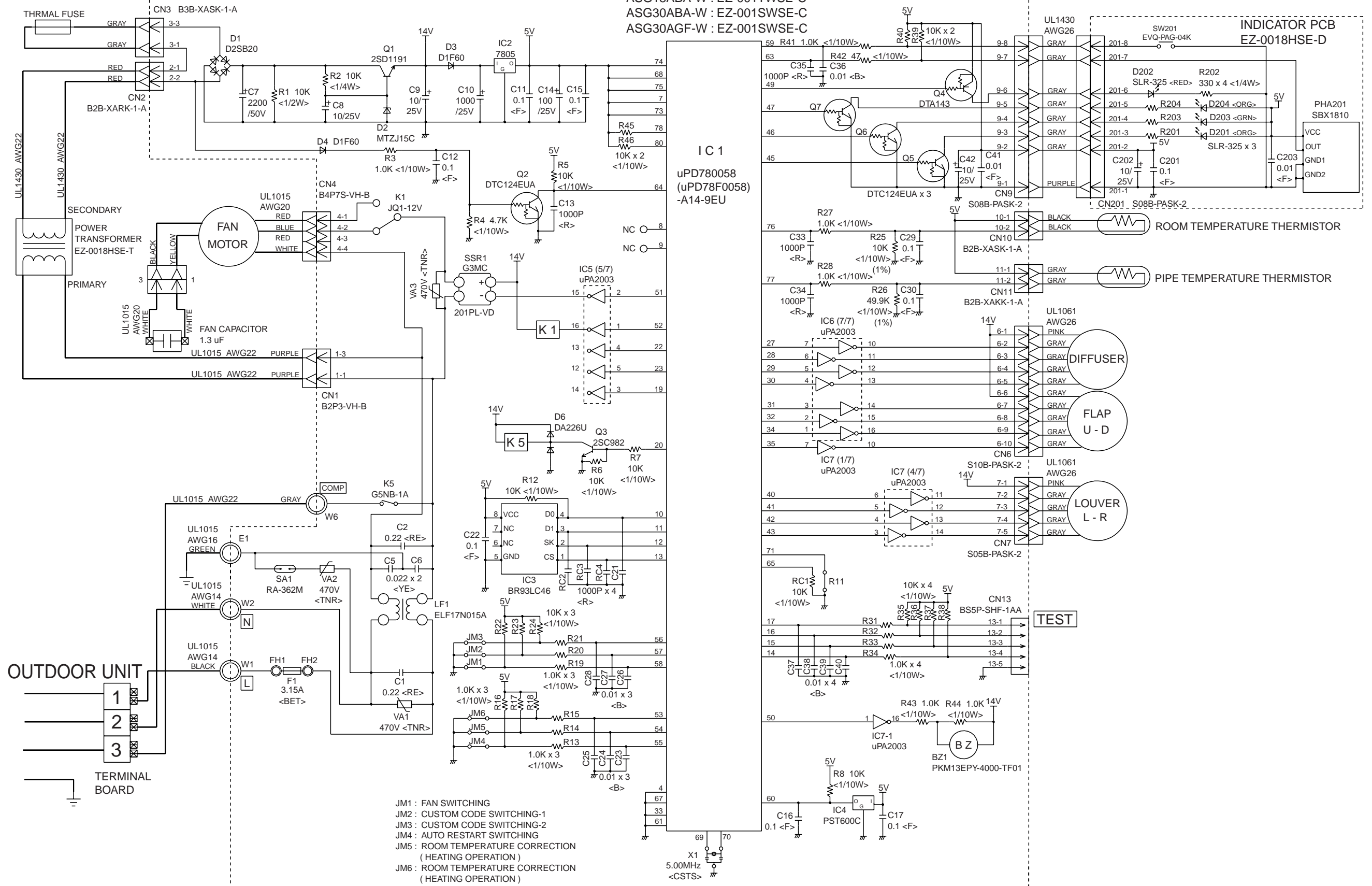


# INDOOR PRINTED CIRCUIT BOARD CIRCUIT DIAGRAM

**Models : ASG18ABA-W  
ASG24ABA-W  
ASG30ABA-W  
ASG30AGF-W**

## CONTROLLER PCB ASSEMBLY ( MAIN PCB )

ASG24ABA-W : EZ-001CWSE-C  
ASG18ABA-W : EZ-001TWSE-C  
ASG30ABA-W : EZ-001SWSE-C  
ASG30AGF-W : EZ-001SWSE-C

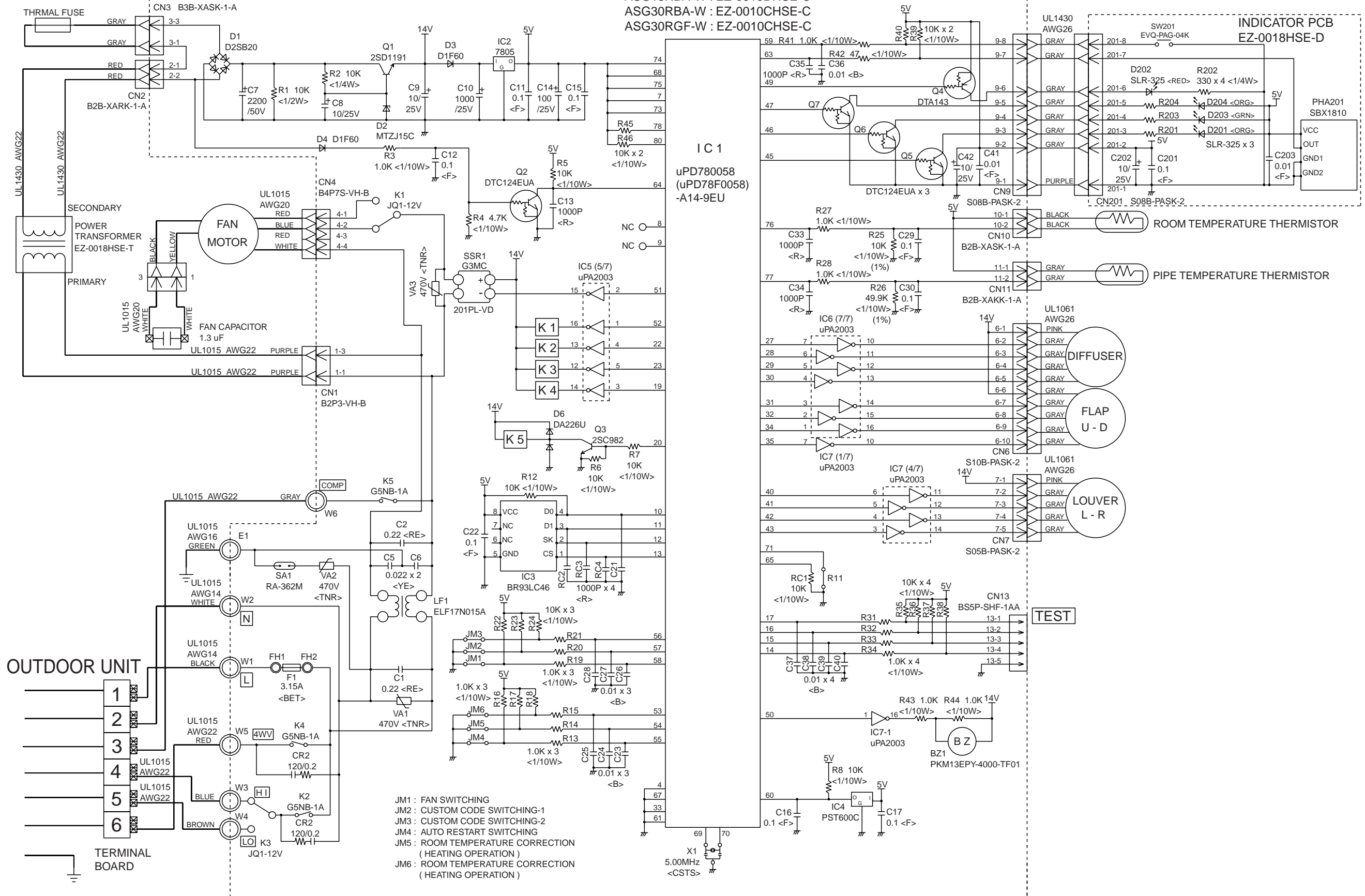


- JM1 : FAN SWITCHING
- JM2 : CUSTOM CODE SWITCHING-1
- JM3 : CUSTOM CODE SWITCHING-2
- JM4 : AUTO RESTART SWITCHING
- JM5 : ROOM TEMPERATURE CORRECTION ( HEATING OPERATION )
- JM6 : ROOM TEMPERATURE CORRECTION ( HEATING OPERATION )

Models : ASG18RBA-W  
 ASG24RBA-W  
 ASG30RBA-W  
 ASG30RGF-W

CONTROLLER PCB ASSEMBLY ( MAIN PCB )

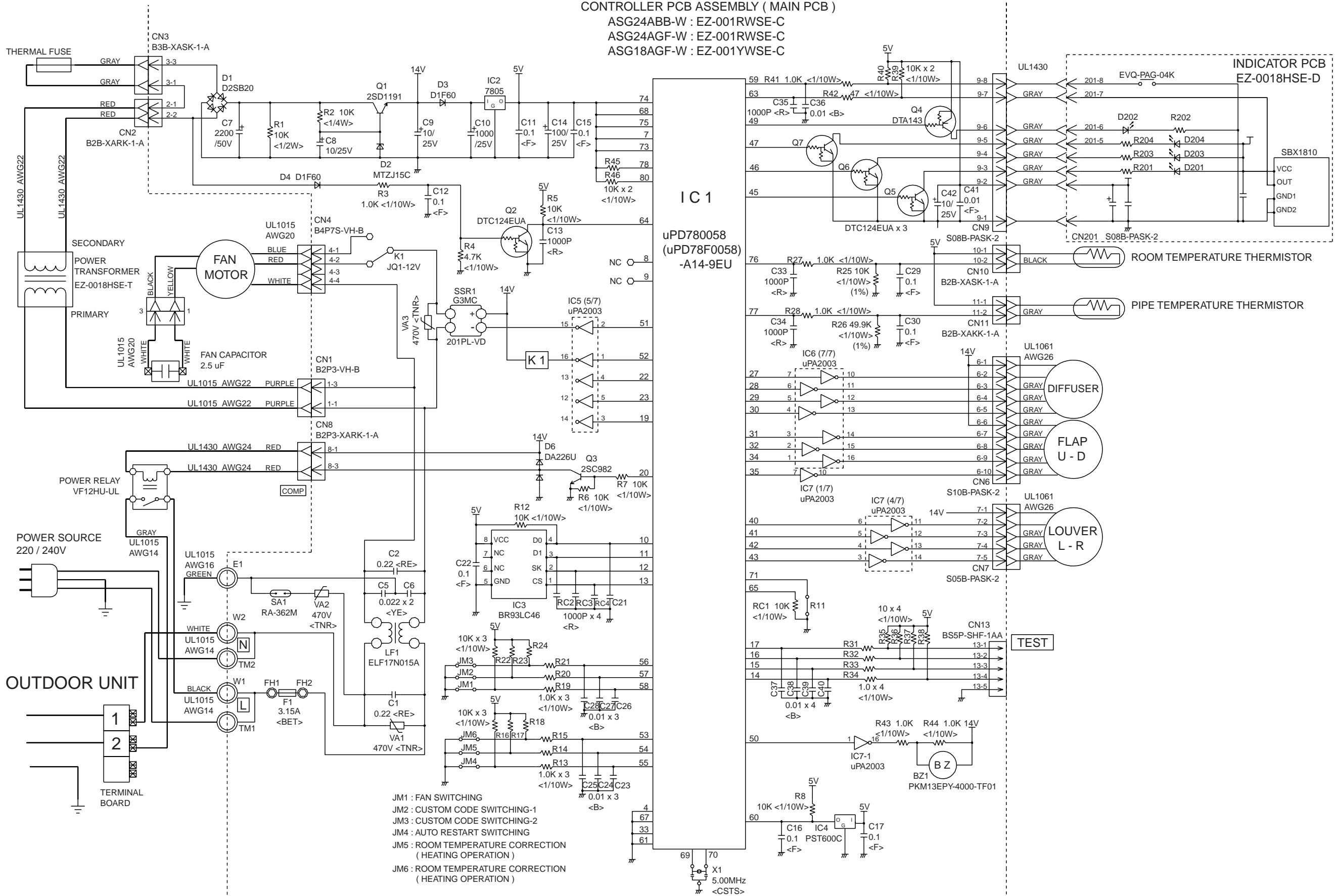
ASG24RBA-W : EZ-0018HSE-C  
 ASG18RBA-W : EZ-0010DHSE-C  
 ASG30RBA-W : EZ-0010CHSE-C  
 ASG30RGF-W : EZ-0010CHSE-C



- JM1 : FAN SWITCHING
- JM2 : CUSTOM CODE SWITCHING-1
- JM3 : CUSTOM CODE SWITCHING-2
- JM4 : AUTO RESTART SWITCHING
- JM5 : ROOM TEMPERATURE CORRECTION ( HEATING OPERATION )
- JM6 : ROOM TEMPERATURE CORRECTION ( HEATING OPERATION )

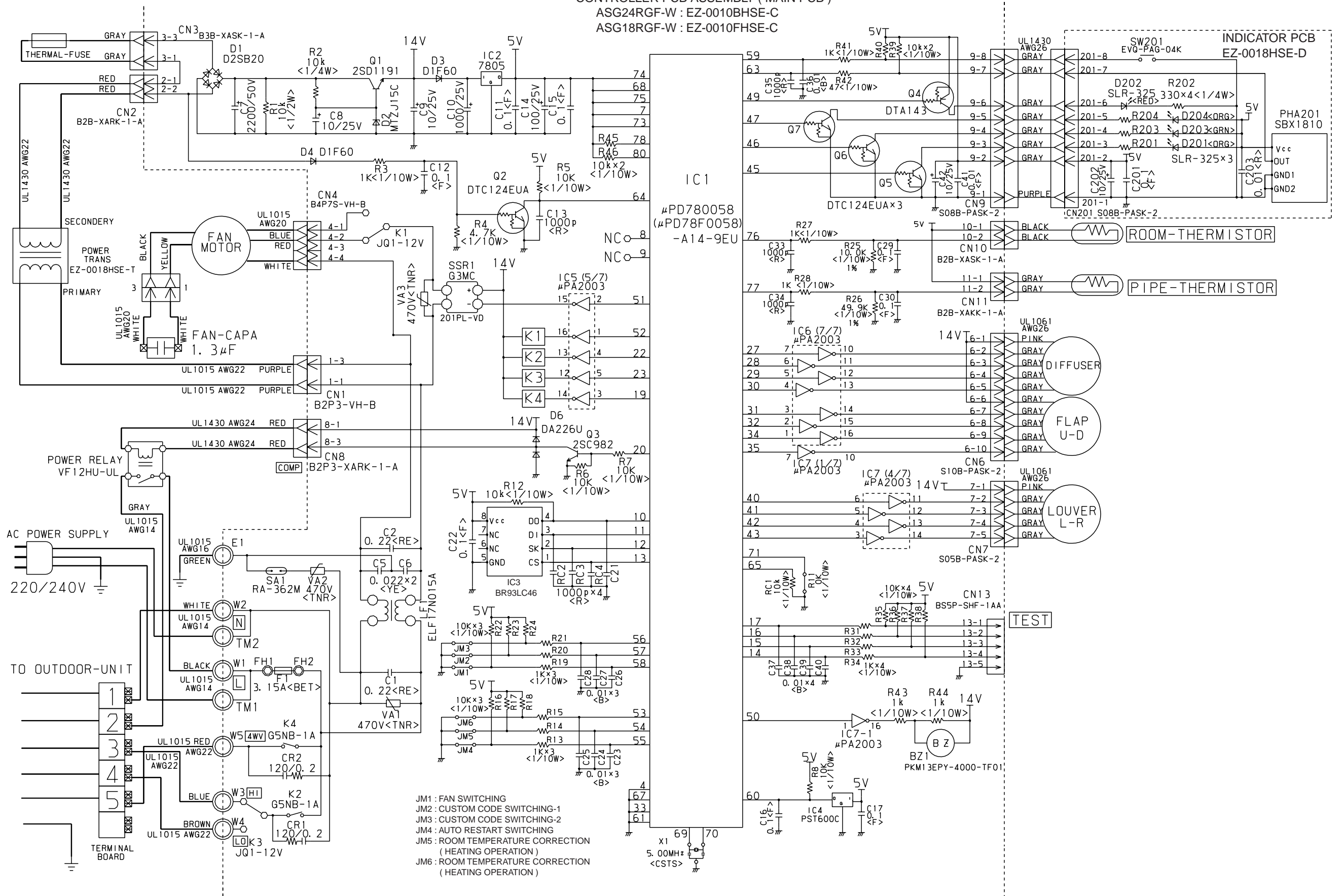
Models : ASG18AGF-W  
 ASG24AGF-W  
 ASG24ABB-W

CONTROLLER PCB ASSEMBLY ( MAIN PCB )  
 ASG24ABB-W : EZ-001RWSE-C  
 ASG24AGF-W : EZ-001RWSE-C  
 ASG18AGF-W : EZ-001YWSE-C



Models : ASG18RGF-W  
ASG24RGF-W

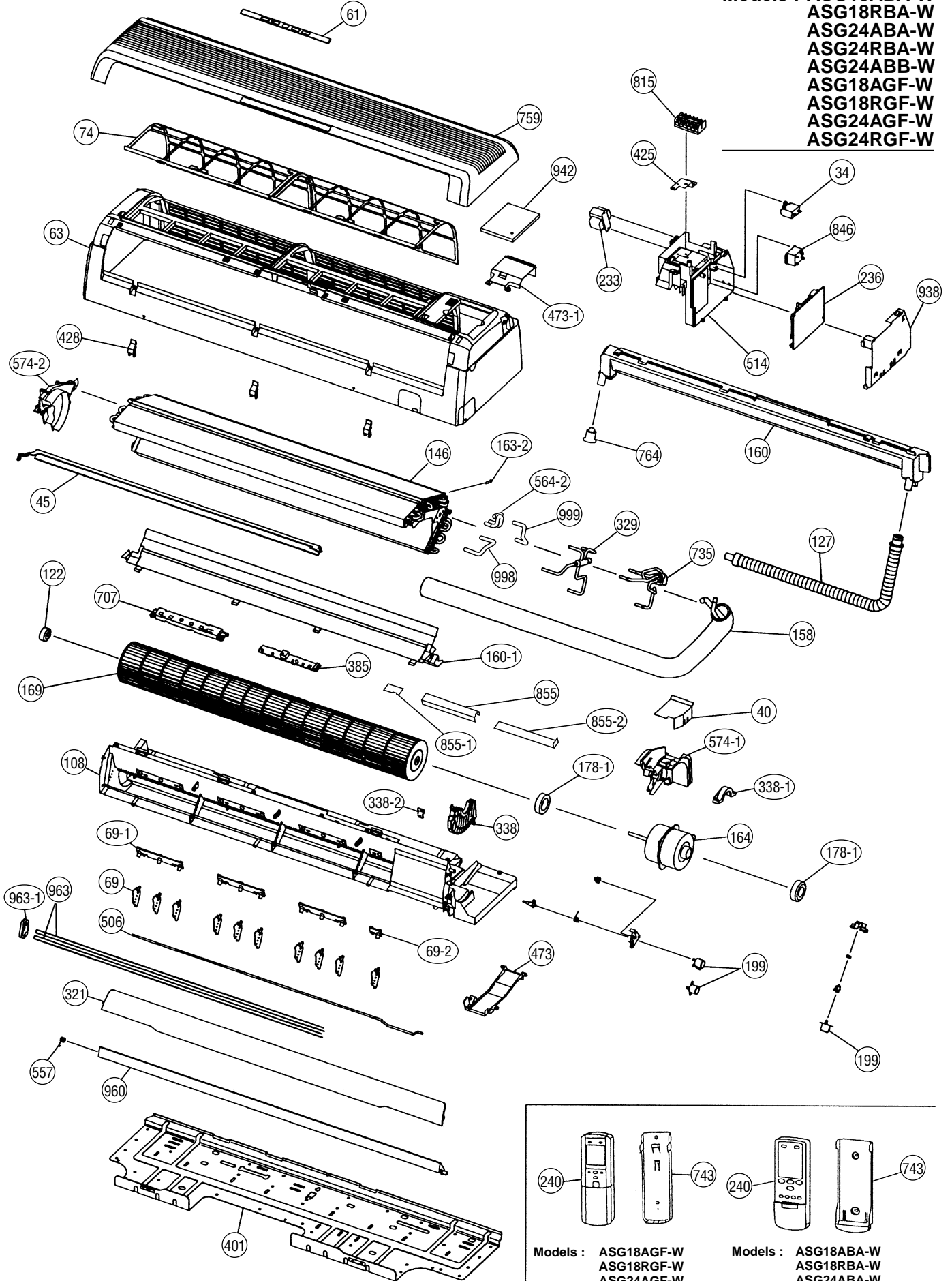
CONTROLLER PCB ASSEMBLY ( MAIN PCB )  
ASG24RGF-W : EZ-0010BHSE-C  
ASG18RGF-W : EZ-0010FHSE-C



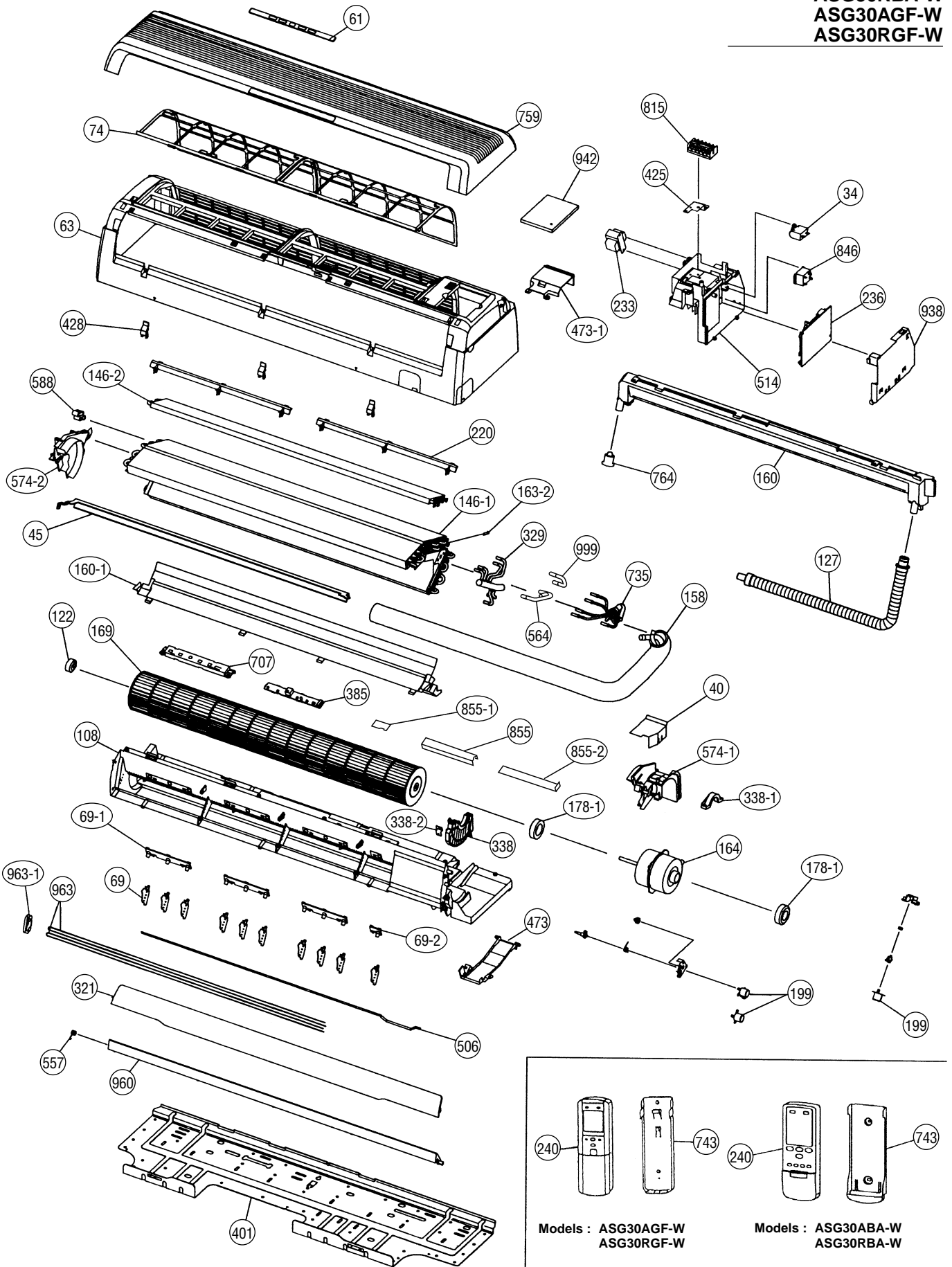


# DISASSEMBLY ILLUSTRATION

Models : ASG18ABA-W  
 ASG18RBA-W  
 ASG24ABA-W  
 ASG24RBA-W  
 ASG24ABB-W  
 ASG18AGF-W  
 ASG18RGF-W  
 ASG24AGF-W  
 ASG24RGF-W

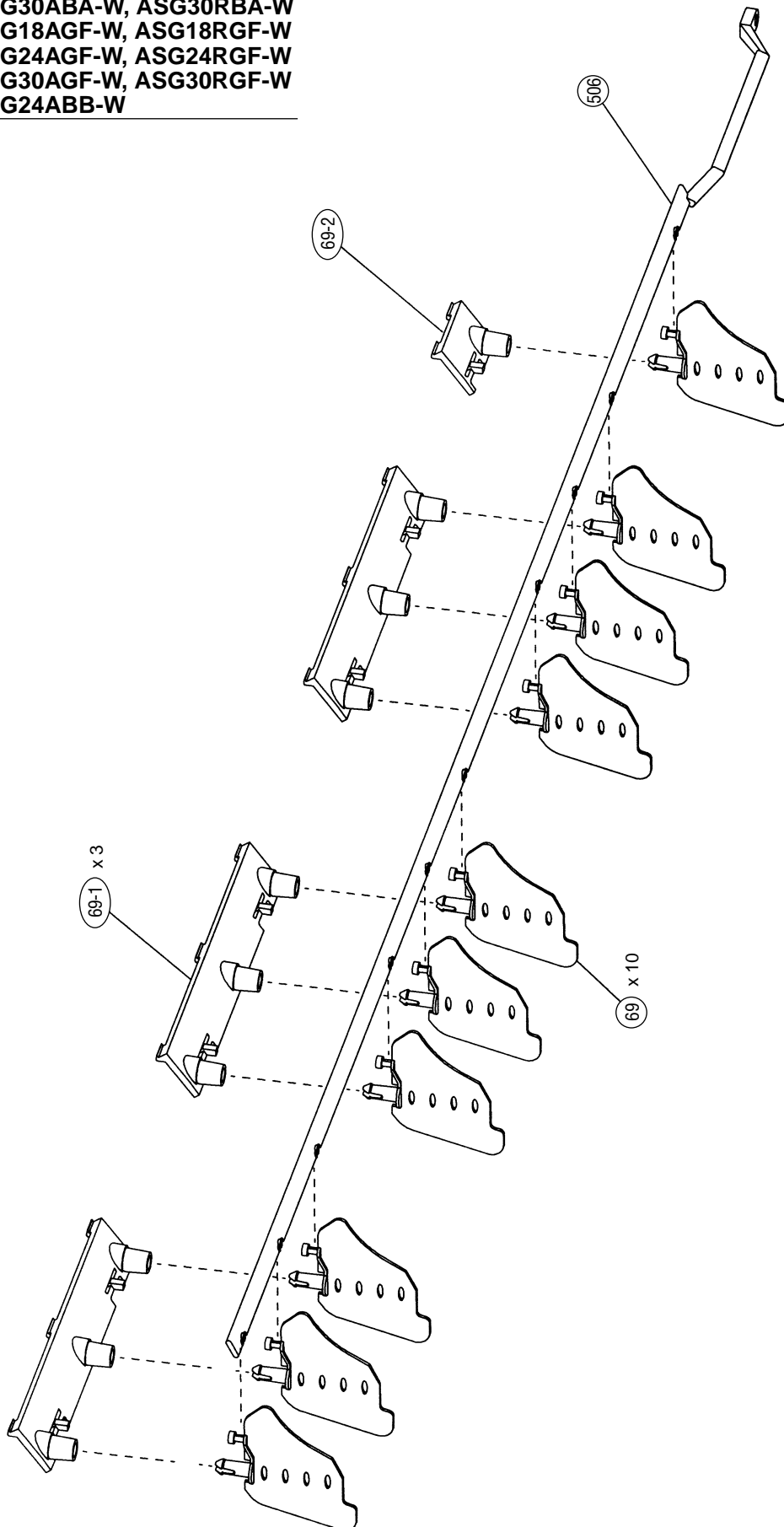


**Models : ASG30ABA-W  
ASG30RBA-W  
ASG30AGF-W  
ASG30RGF-W**



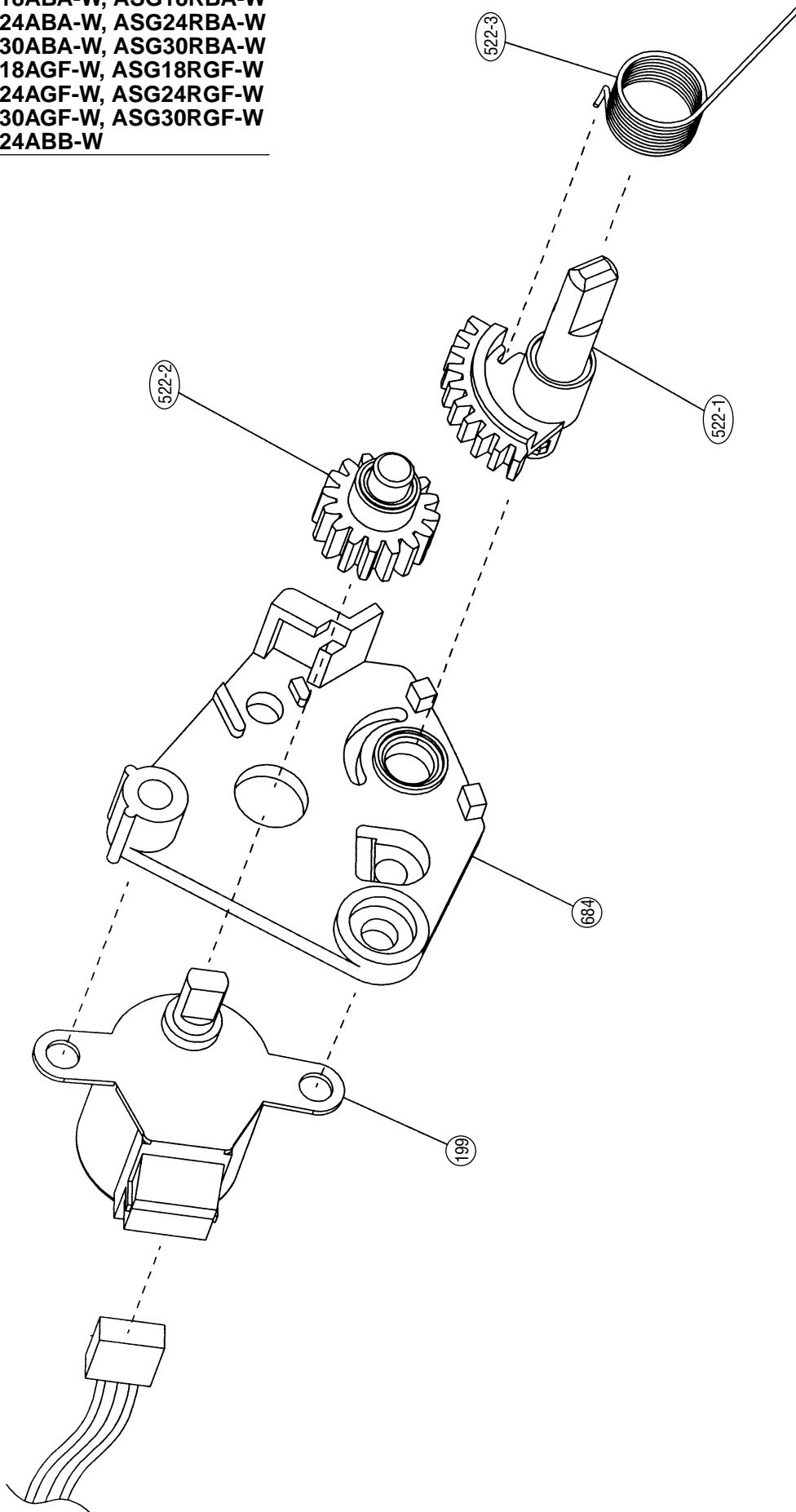
**Models : ASG18ABA-W, ASG18RBA-W  
ASG24ABA-W, ASG24RBA-W  
ASG30ABA-W, ASG30RBA-W  
ASG18AGF-W, ASG18RGF-W  
ASG24AGF-W, ASG24RGF-W  
ASG30AGF-W, ASG30RGF-W  
ASG24ABB-W**

---



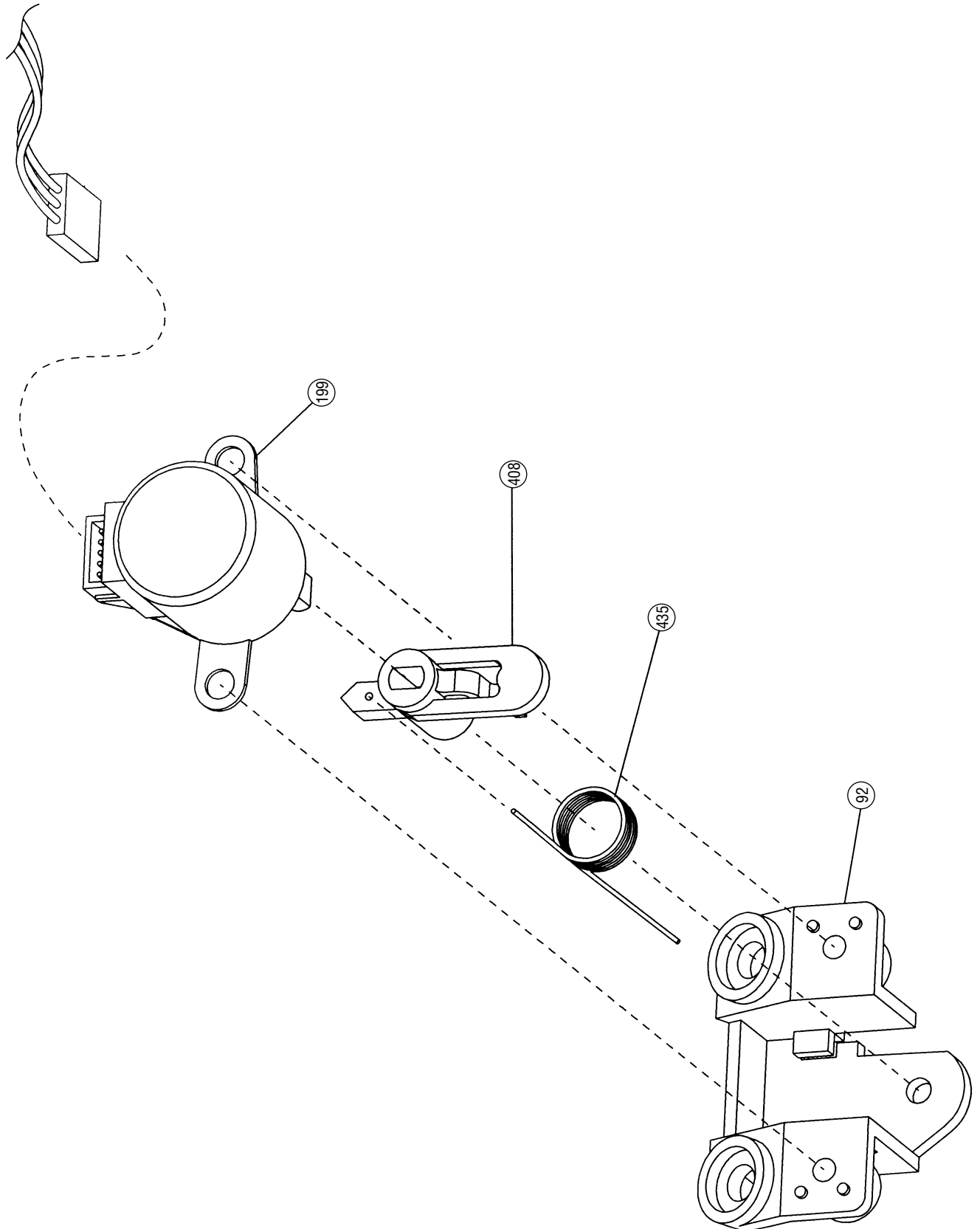
**Models : ASG18ABA-W, ASG18RBA-W  
ASG24ABA-W, ASG24RBA-W  
ASG30ABA-W, ASG30RBA-W  
ASG18AGF-W, ASG18RGF-W  
ASG24AGF-W, ASG24RGF-W  
ASG30AGF-W, ASG30RGF-W  
ASG24ABB-W**

---

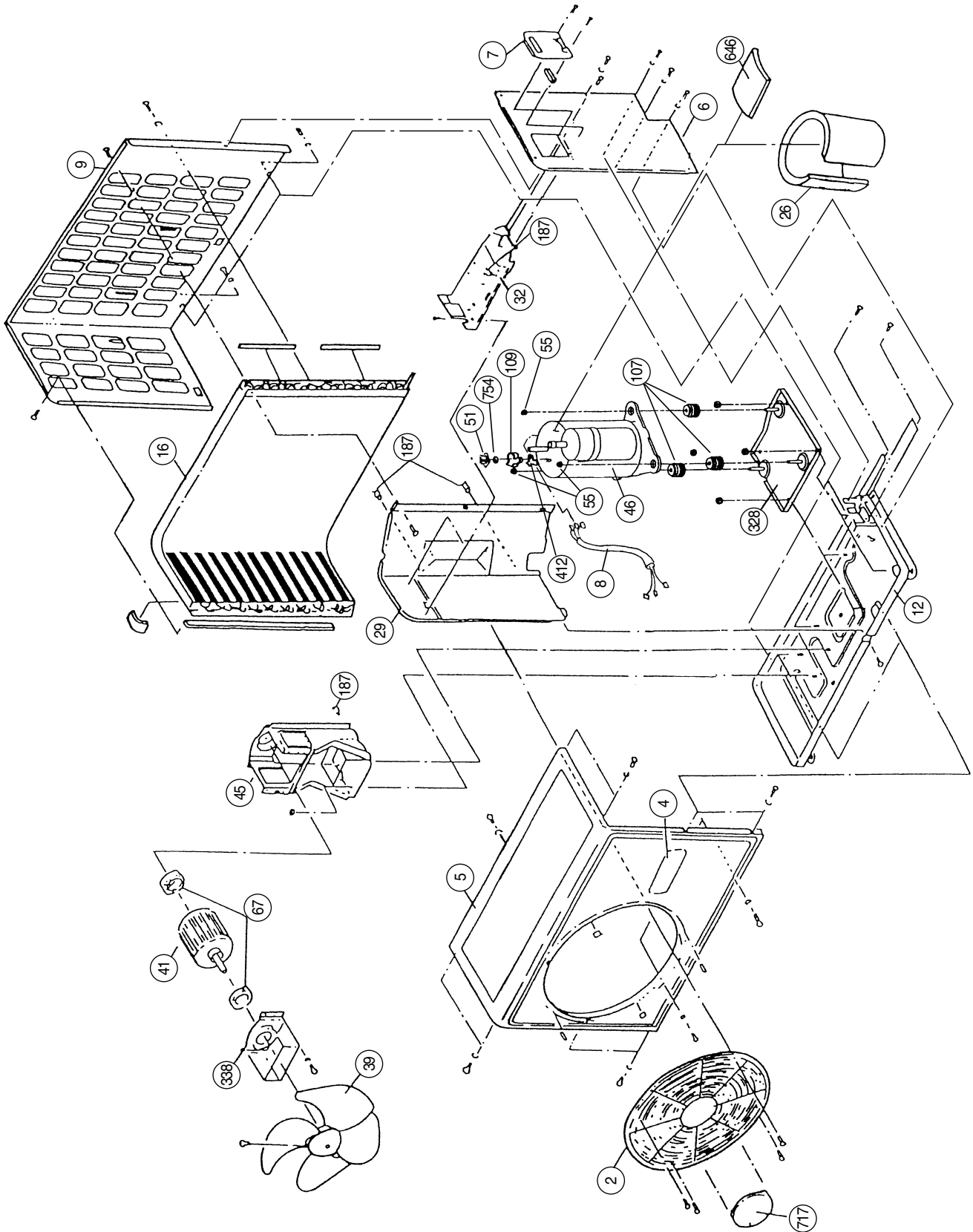


**Models : ASG18ABA-W, ASG18RBA-W  
ASG24ABA-W, ASG24RBA-W  
ASG30ABA-W, ASG30RBA-W  
ASG18AGF-W, ASG18RGF-W  
ASG24AGF-W, ASG24RGF-W  
ASG30AGF-W, ASG30RGF-W  
ASG24ABB-W**

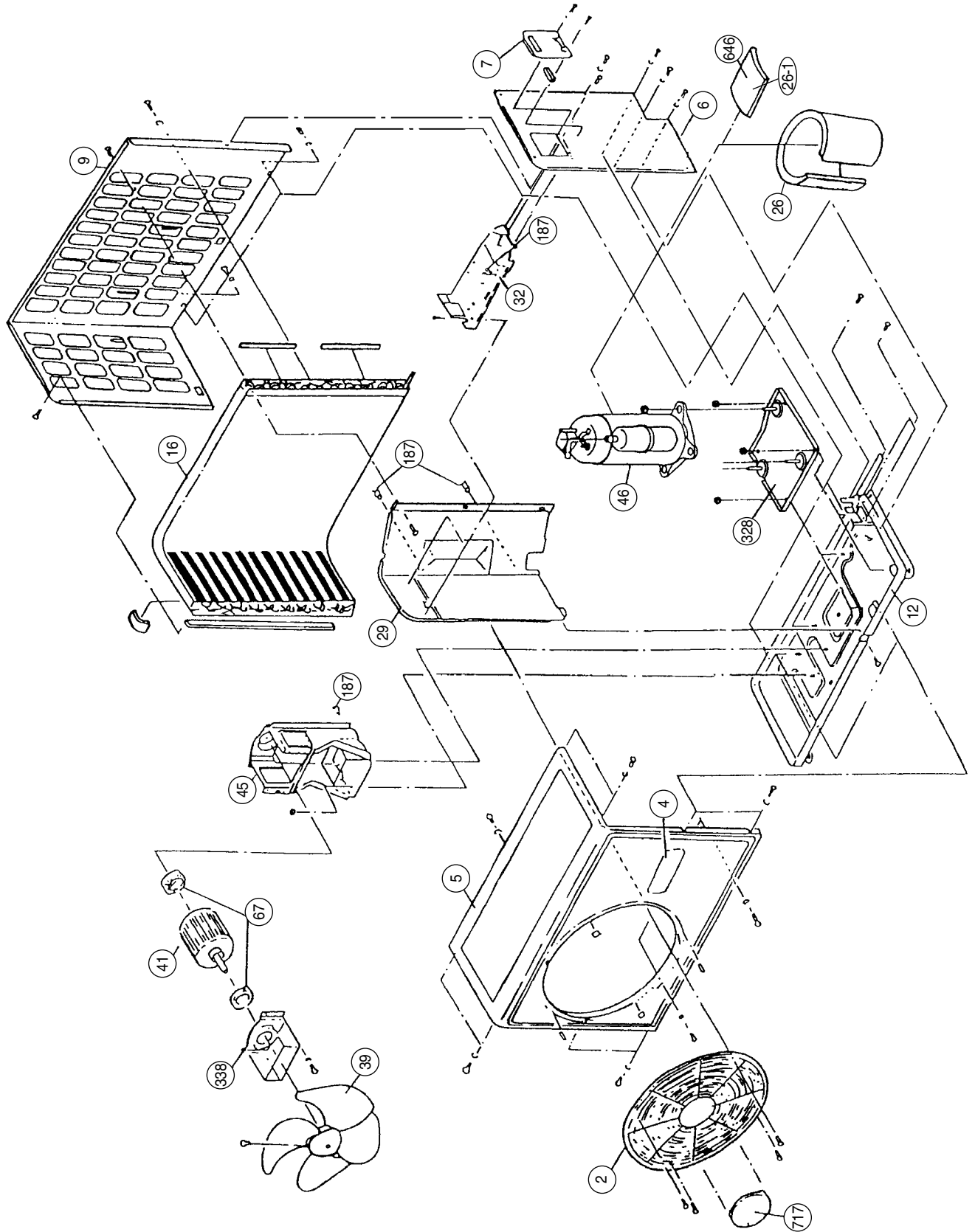
---



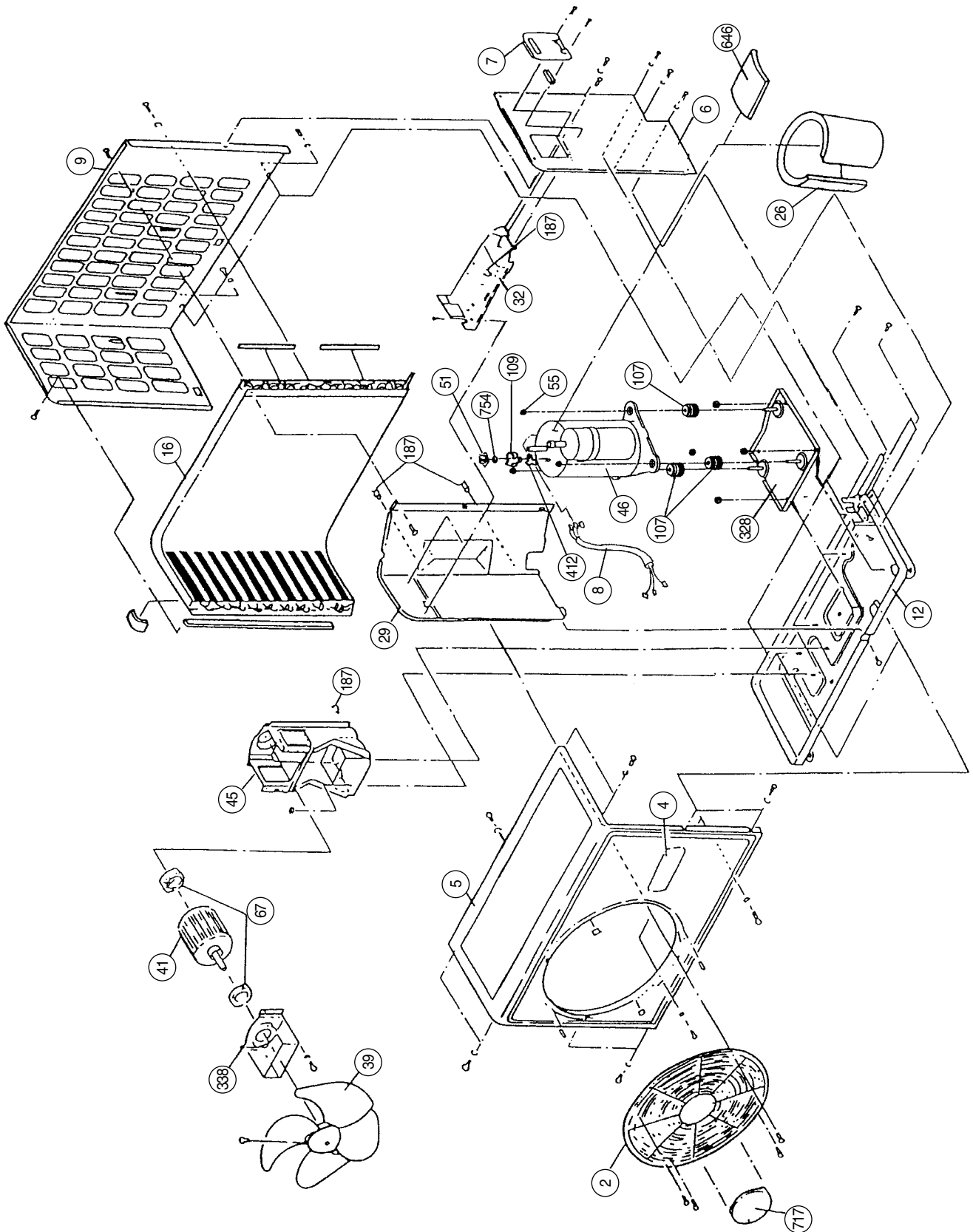
Model : AOG18ANE



Models : AOG18RMEL  
AOG24AME  
AOG24RMEL

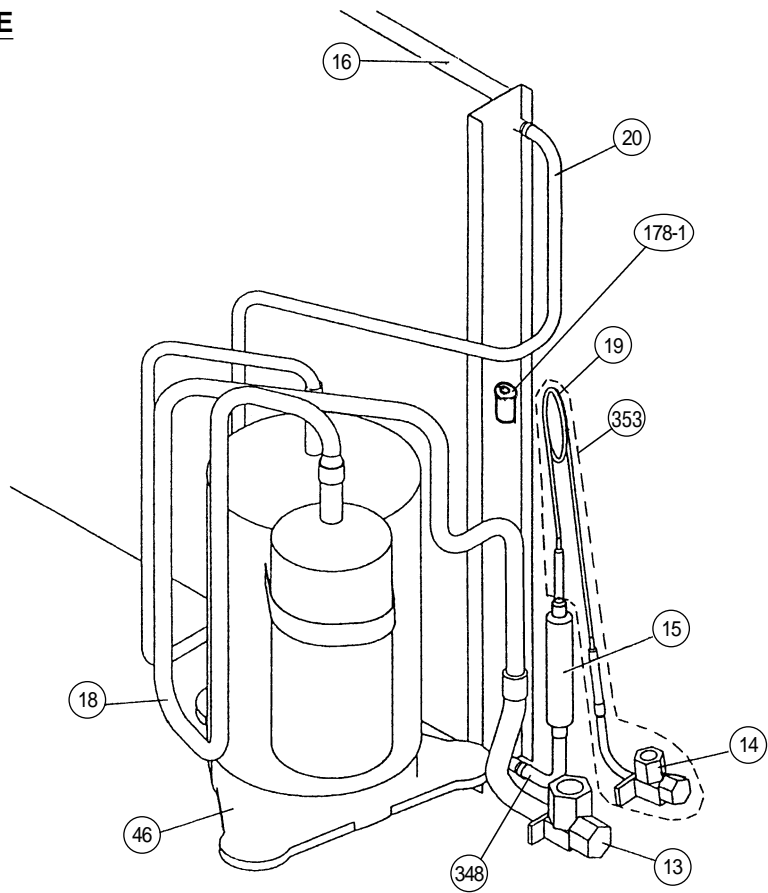


Models : AOG18RNEL  
AOG24RNAL

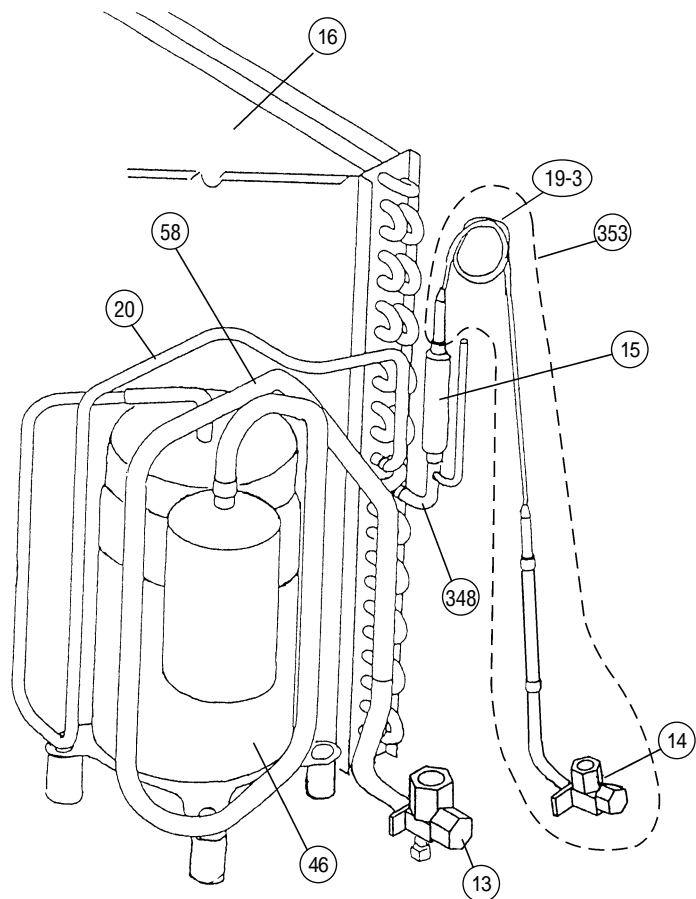




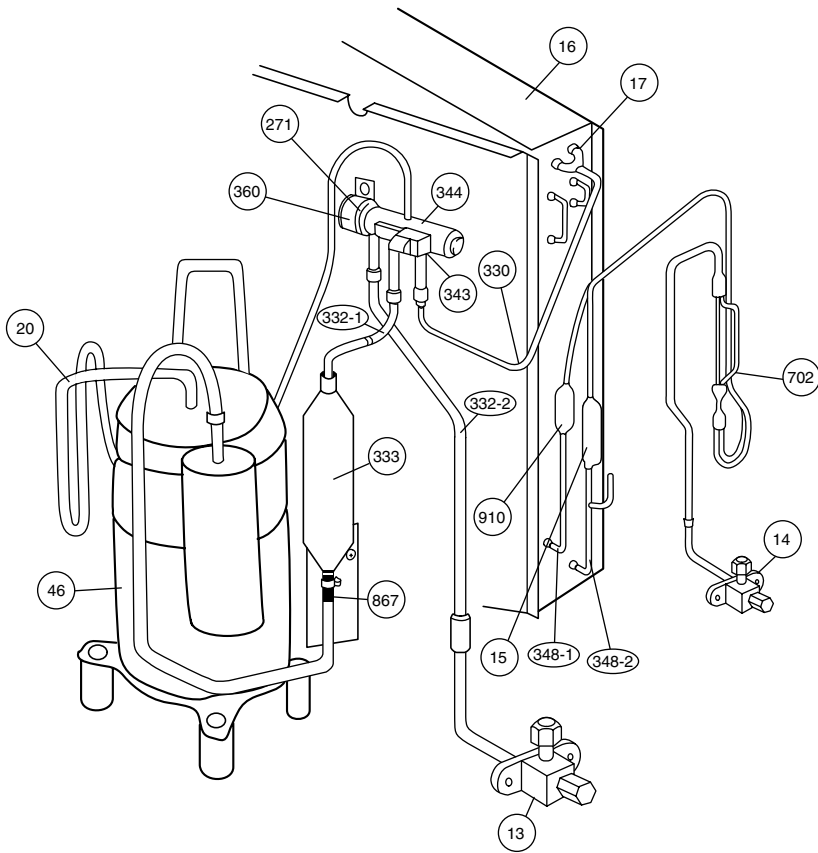
**Model : AOG18ANE**



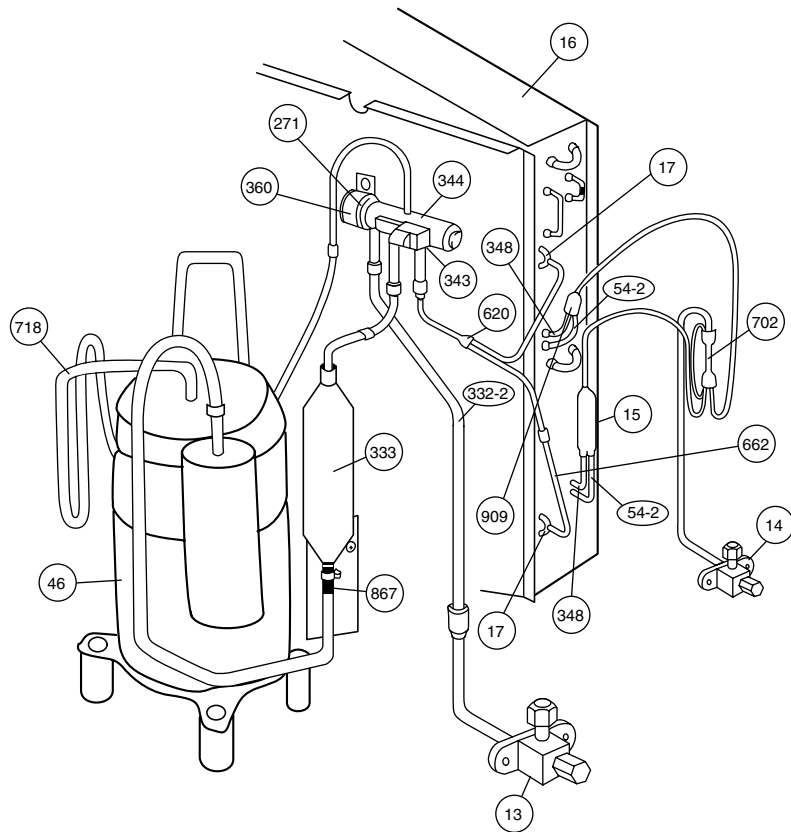
**Model : AOG24AME**



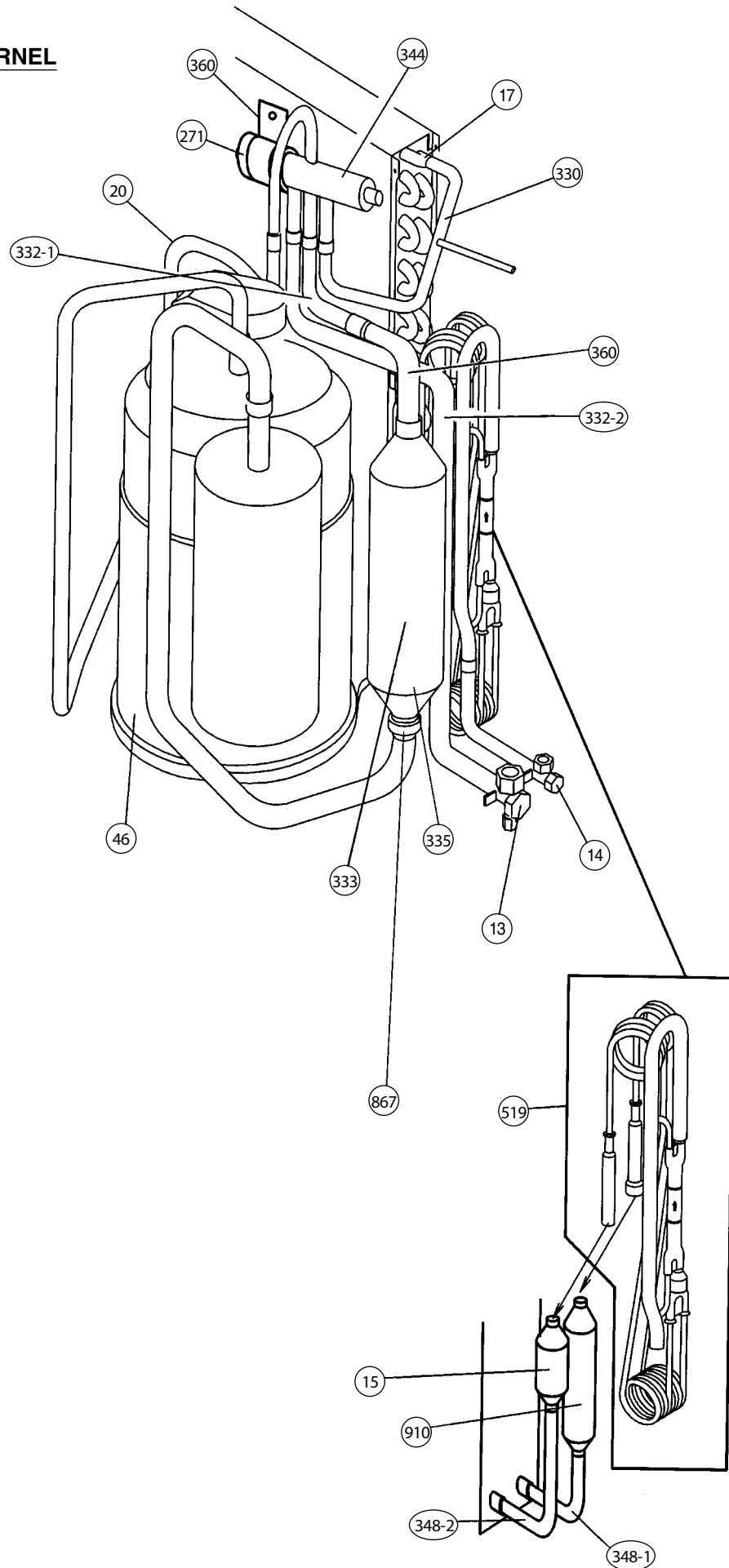
**Model : AOG18RMEL**



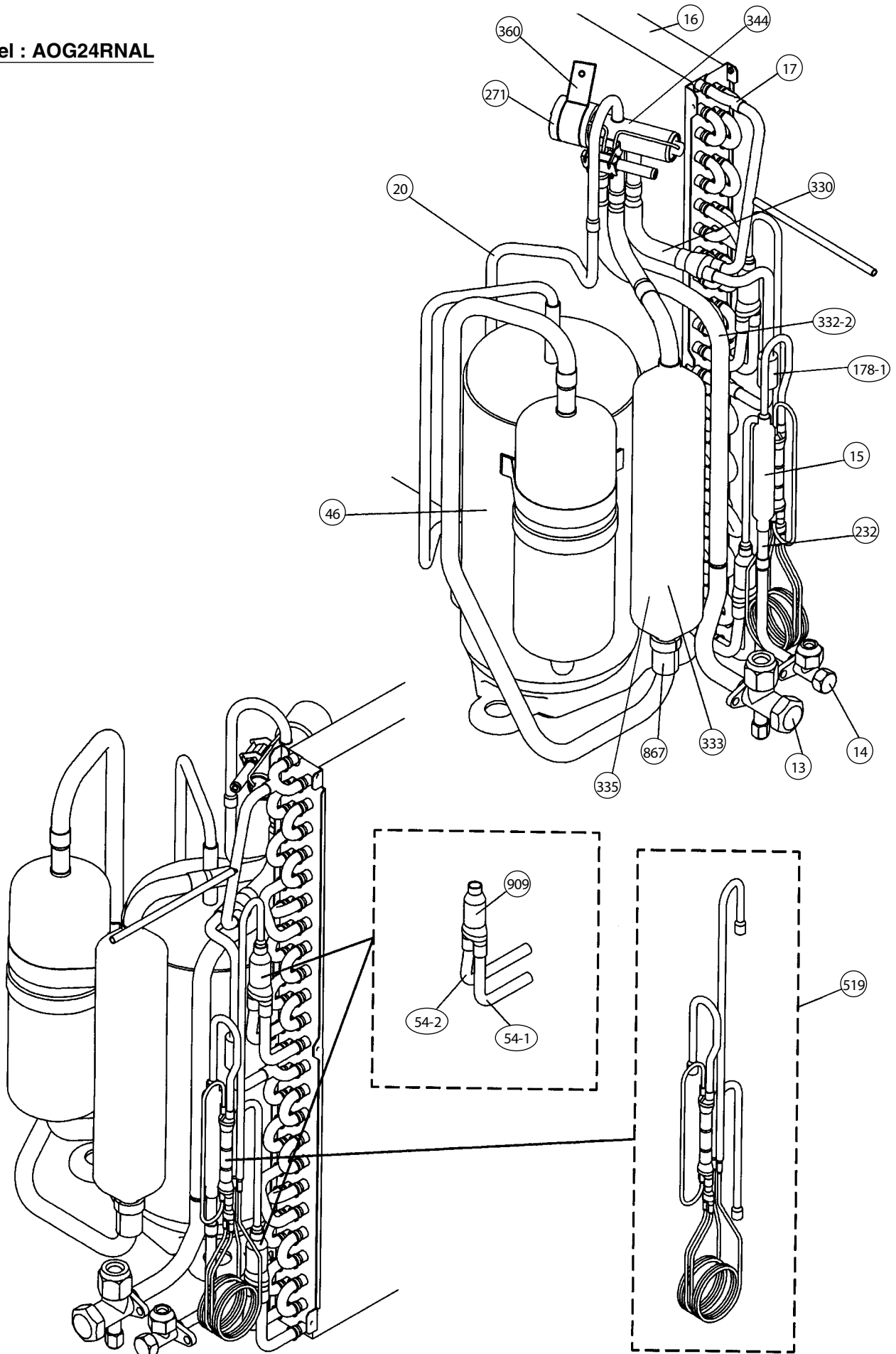
**Model : AOG24RMEL**



**Model : AOG18RNEL**

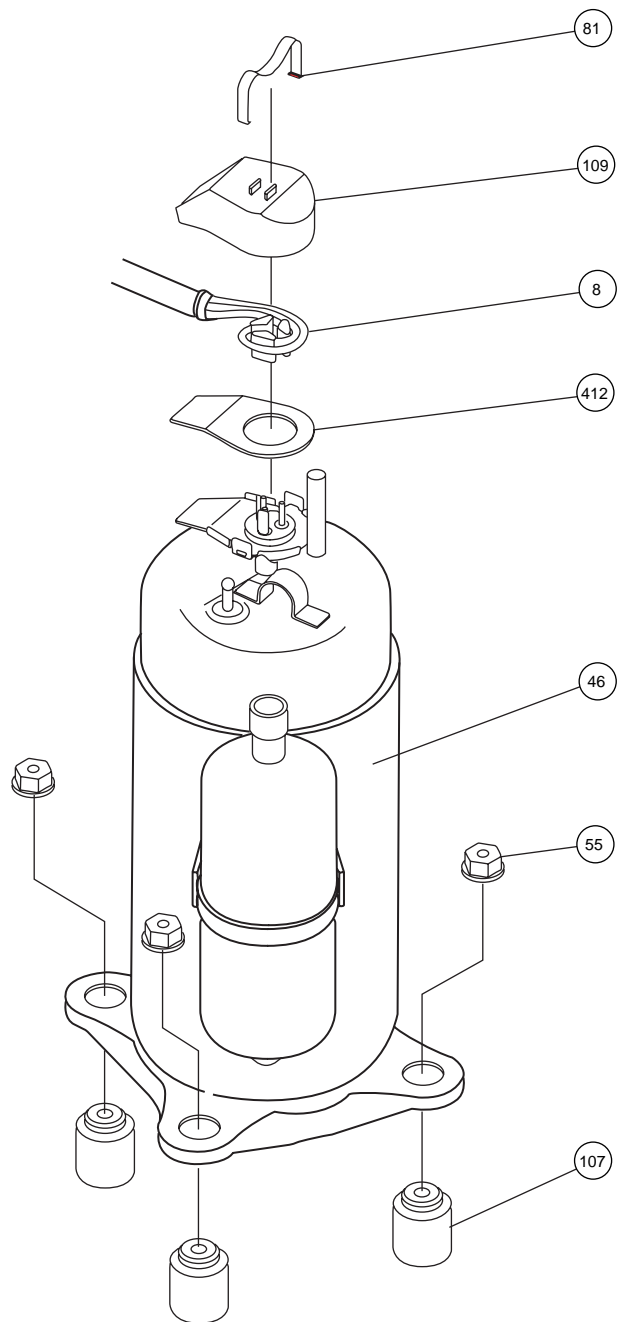


**Model : AOG24RNAL**

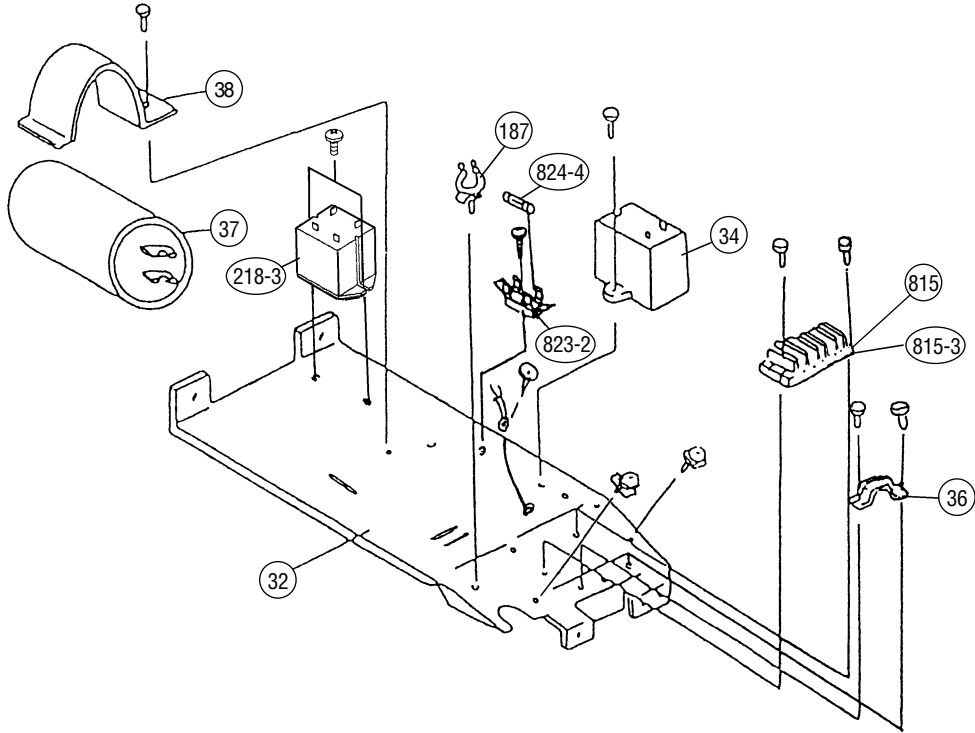


Models : AOG18RMEL  
AOG24AME  
AOG24RMEL

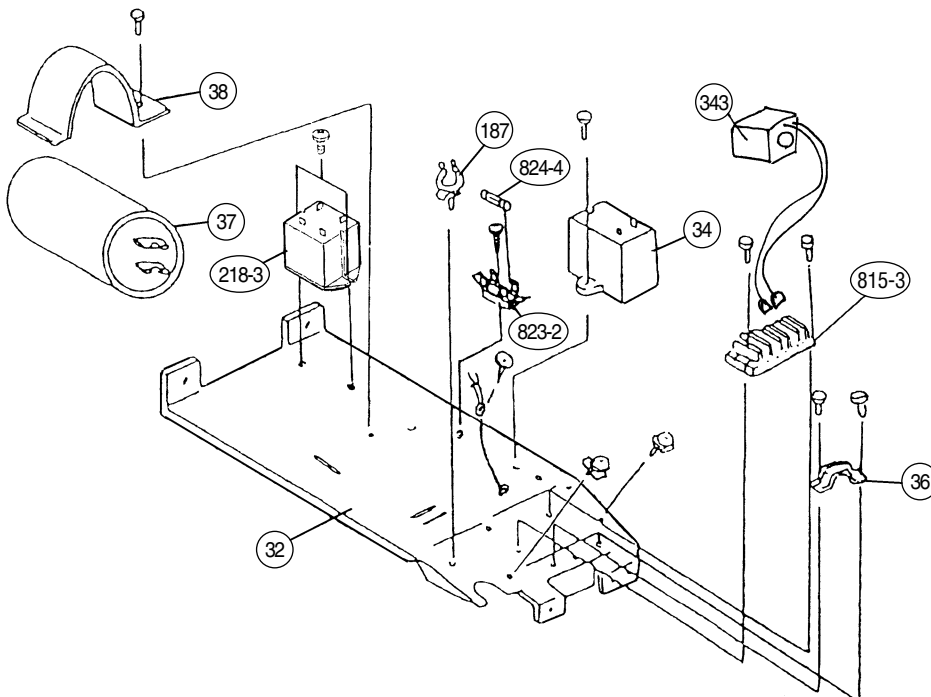
---



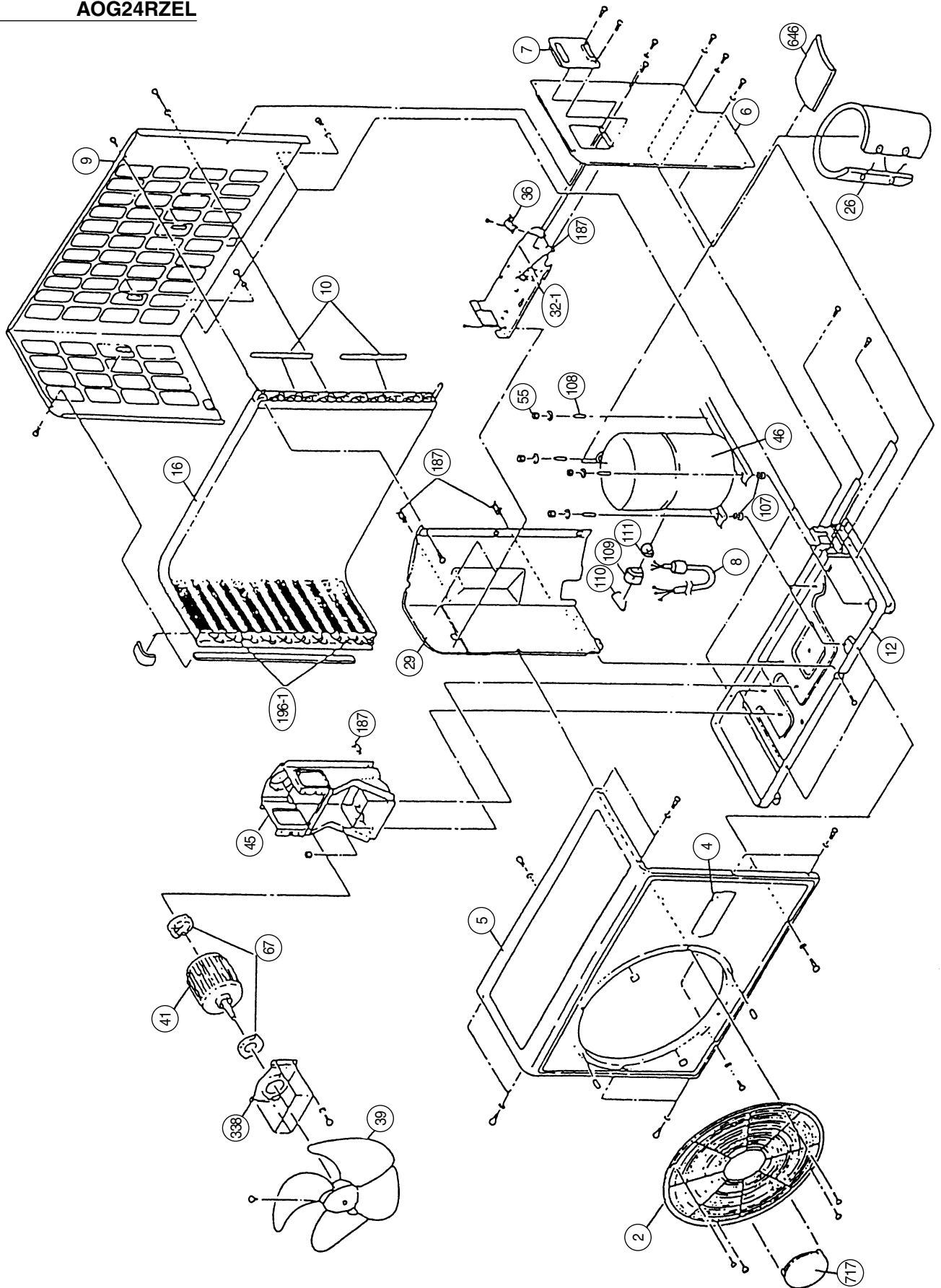
**Models : AOG18ANE  
AOG18RMEL  
AOG24AME  
AOG24RMEL**



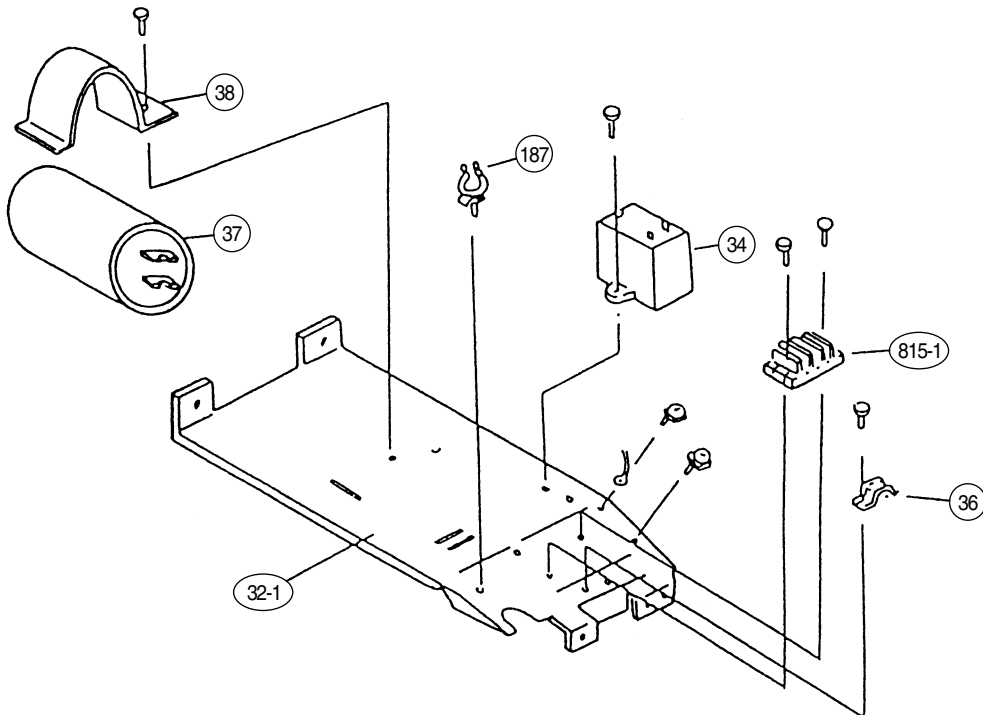
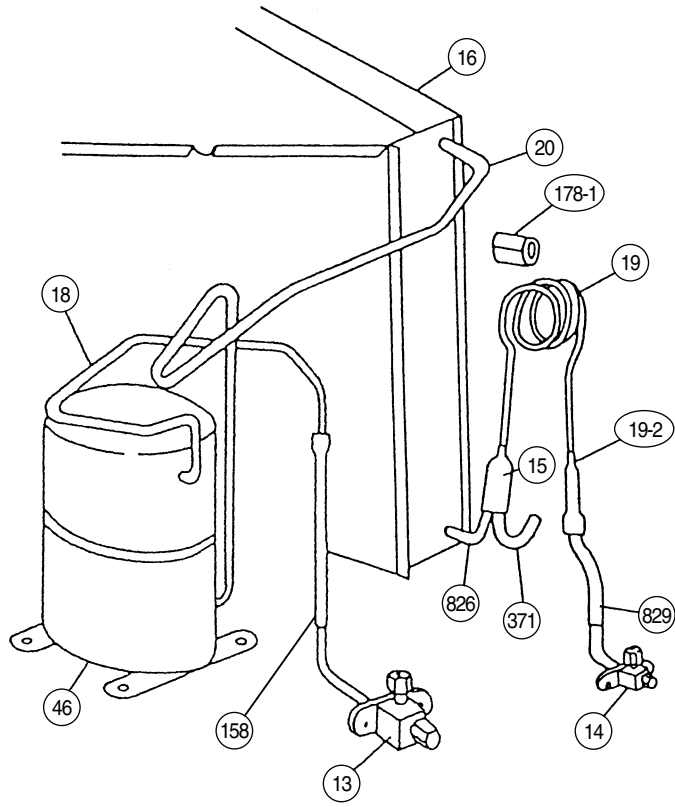
**Models : AOG18RNEL  
AOG24RNAL**



**Models : AOG18AZE**  
**AOG18RZEL**  
**AOG24ABE**  
**AOG24RZEL**

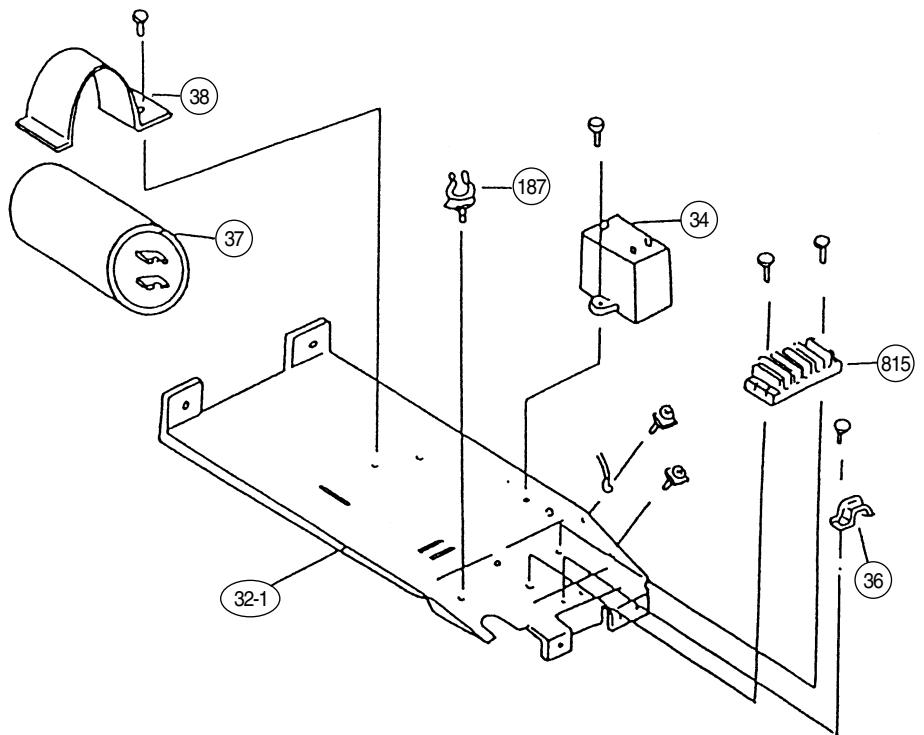
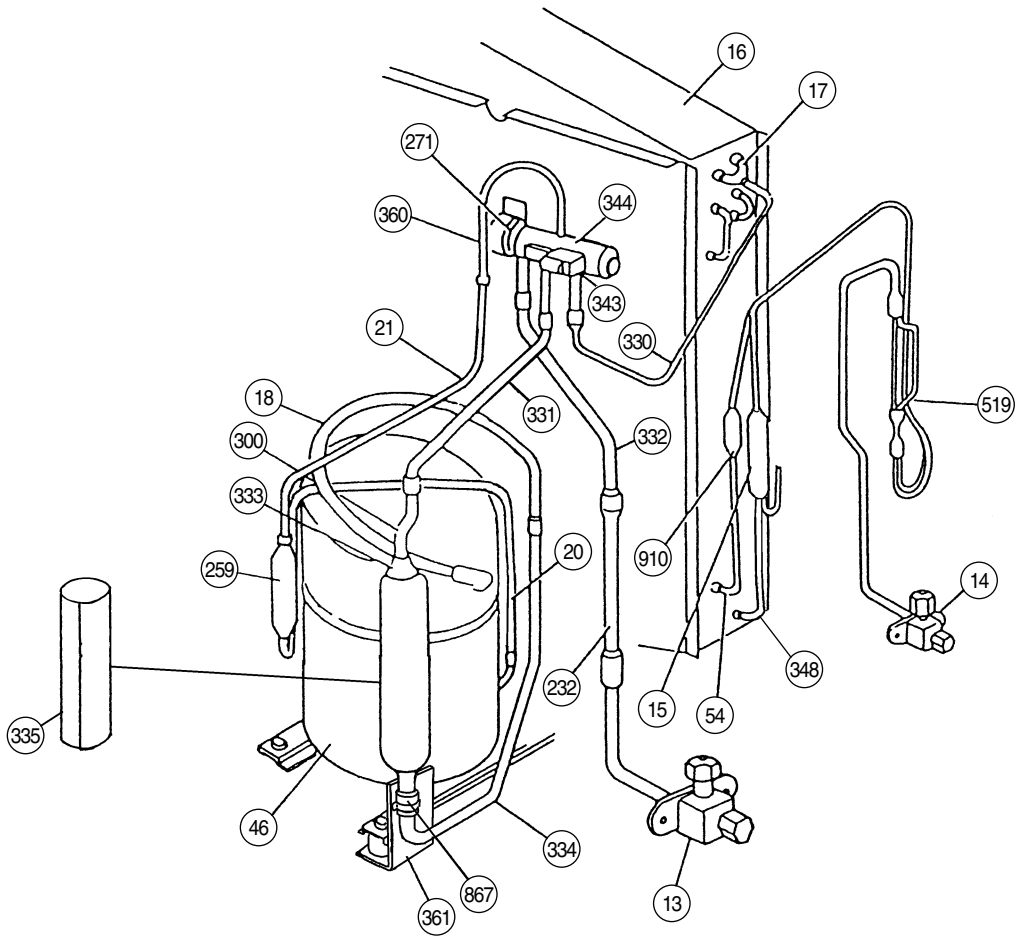


**Model : AOG18AZE**

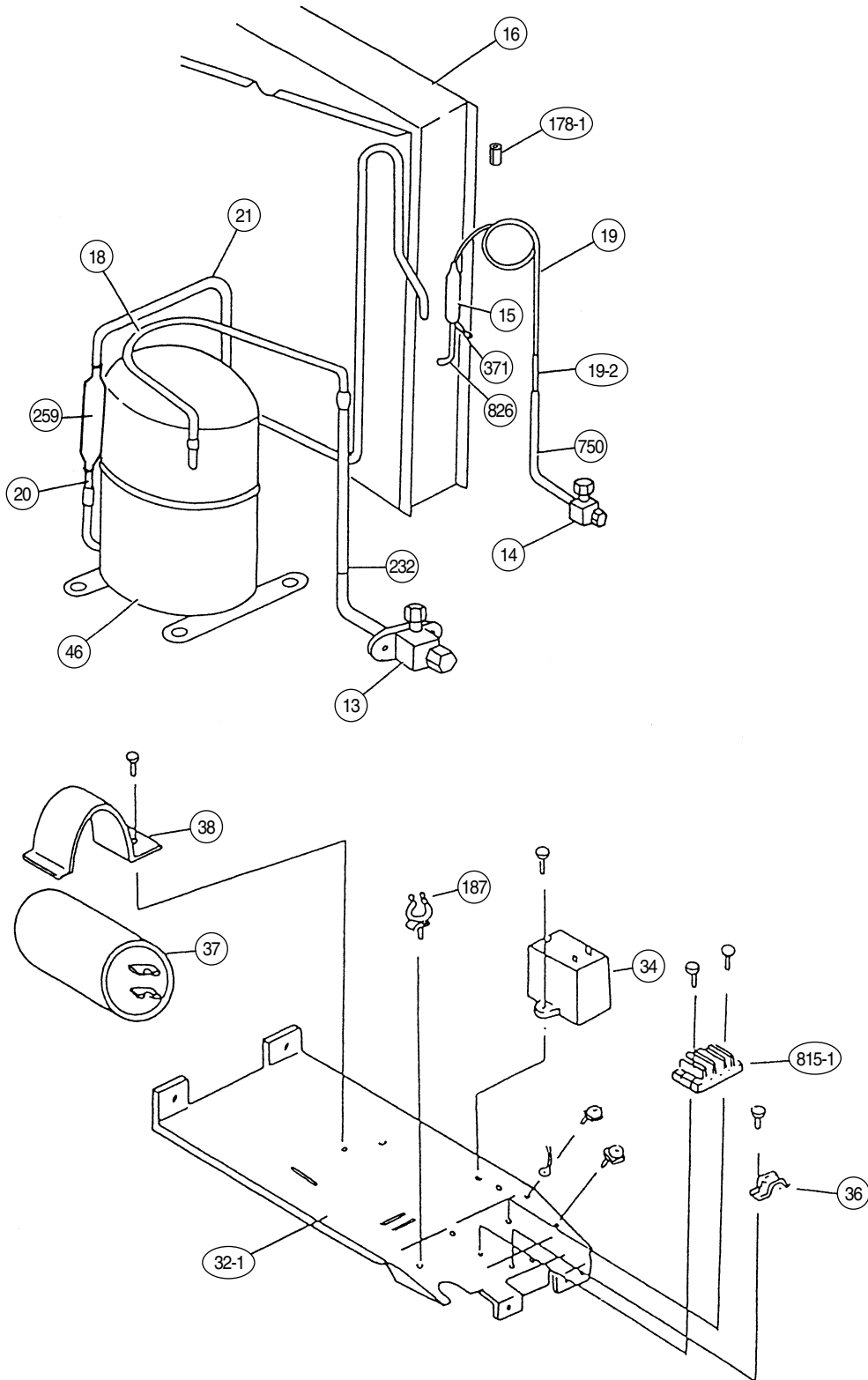




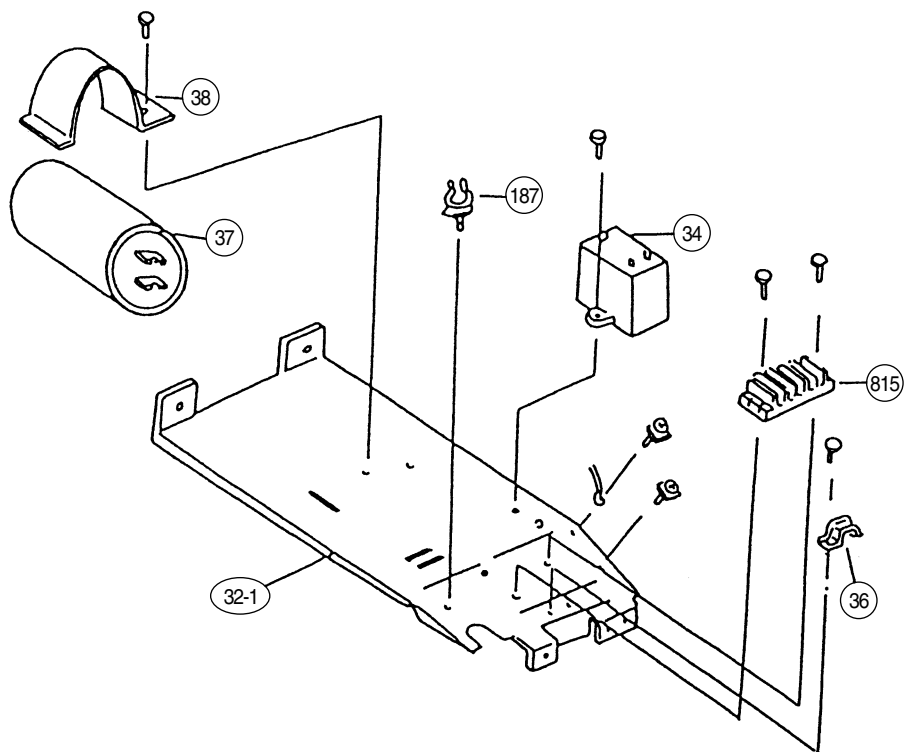
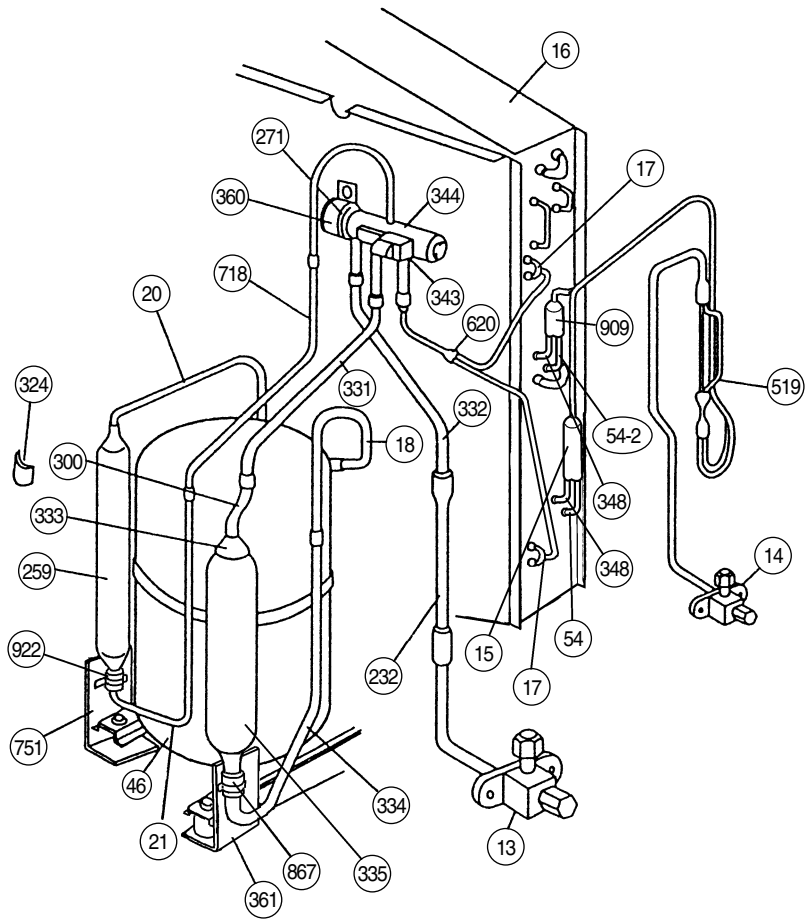
**Model : AOG18RZEL**



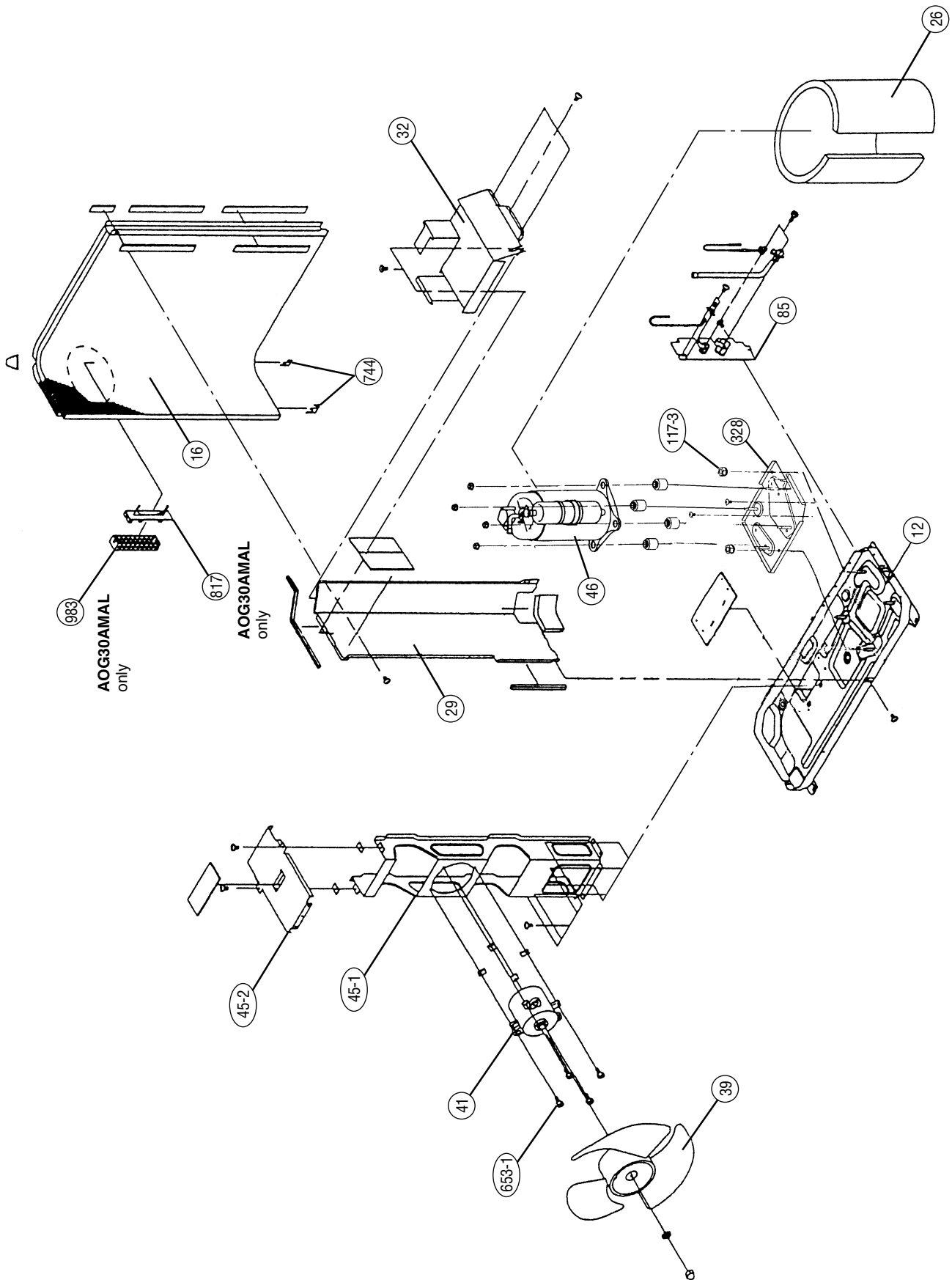
**Model : AOG24ABE**



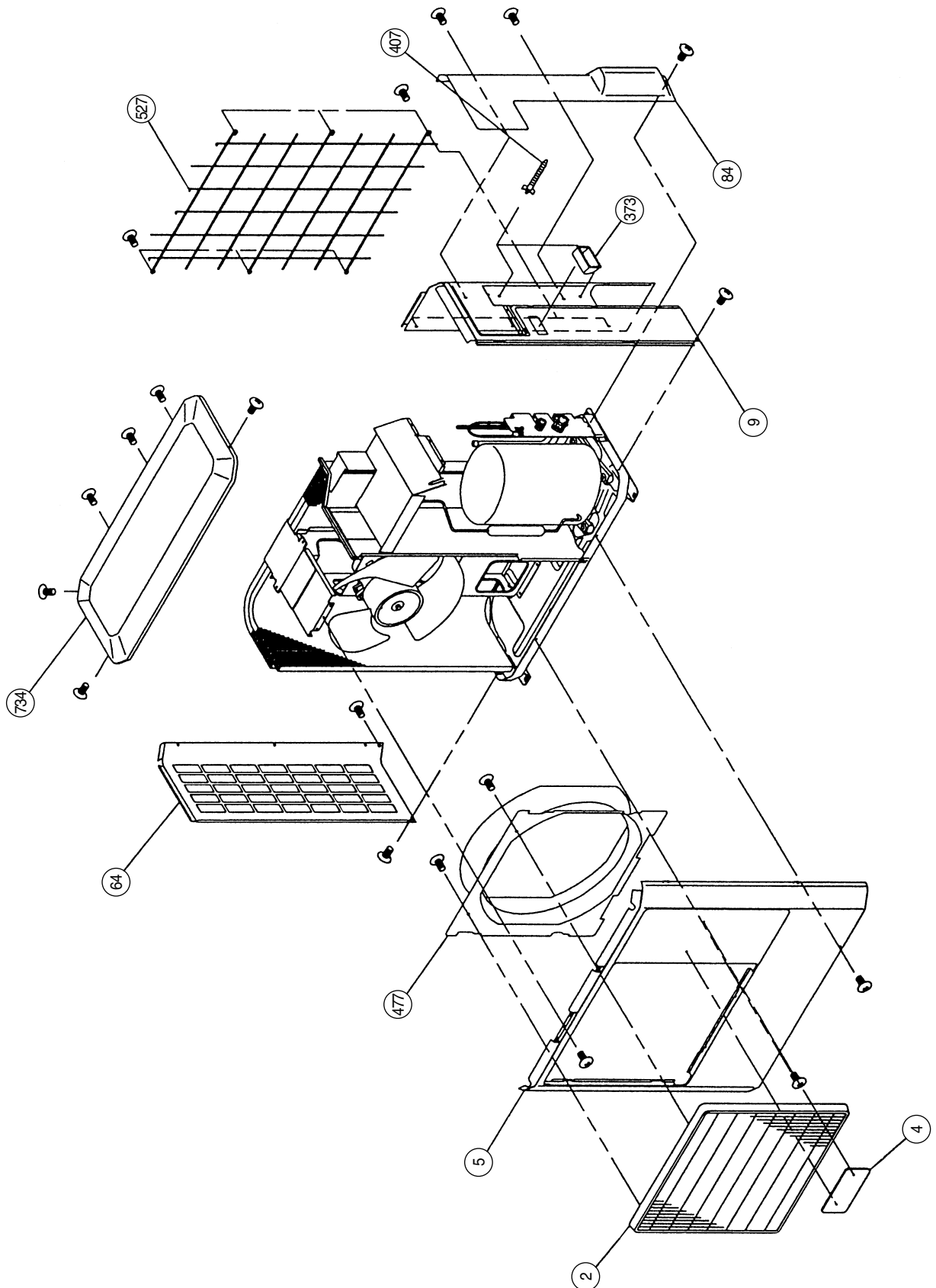
**Model : AOG24RZEL**



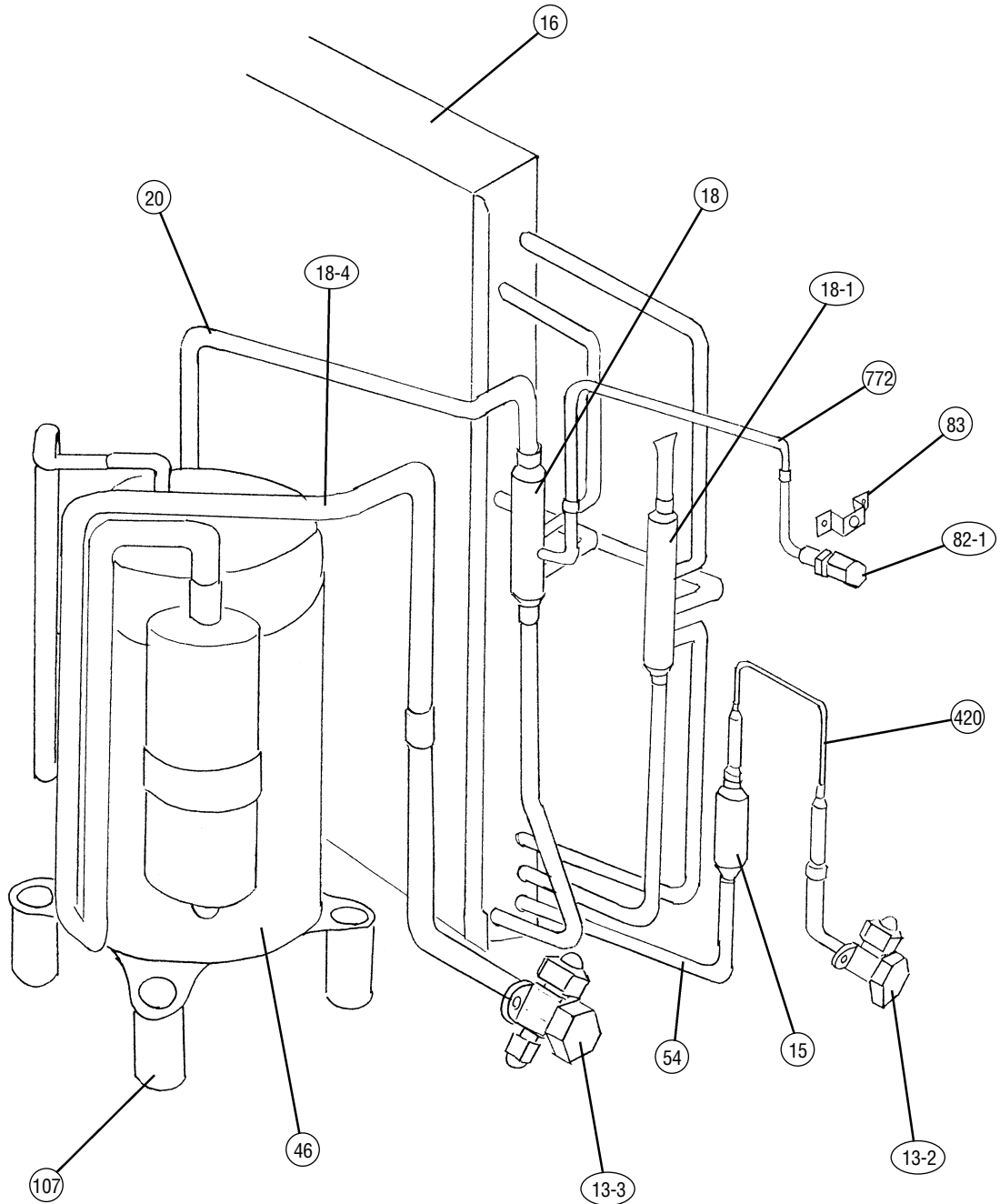
Models : AOG30AMAL  
AOG30RMAL



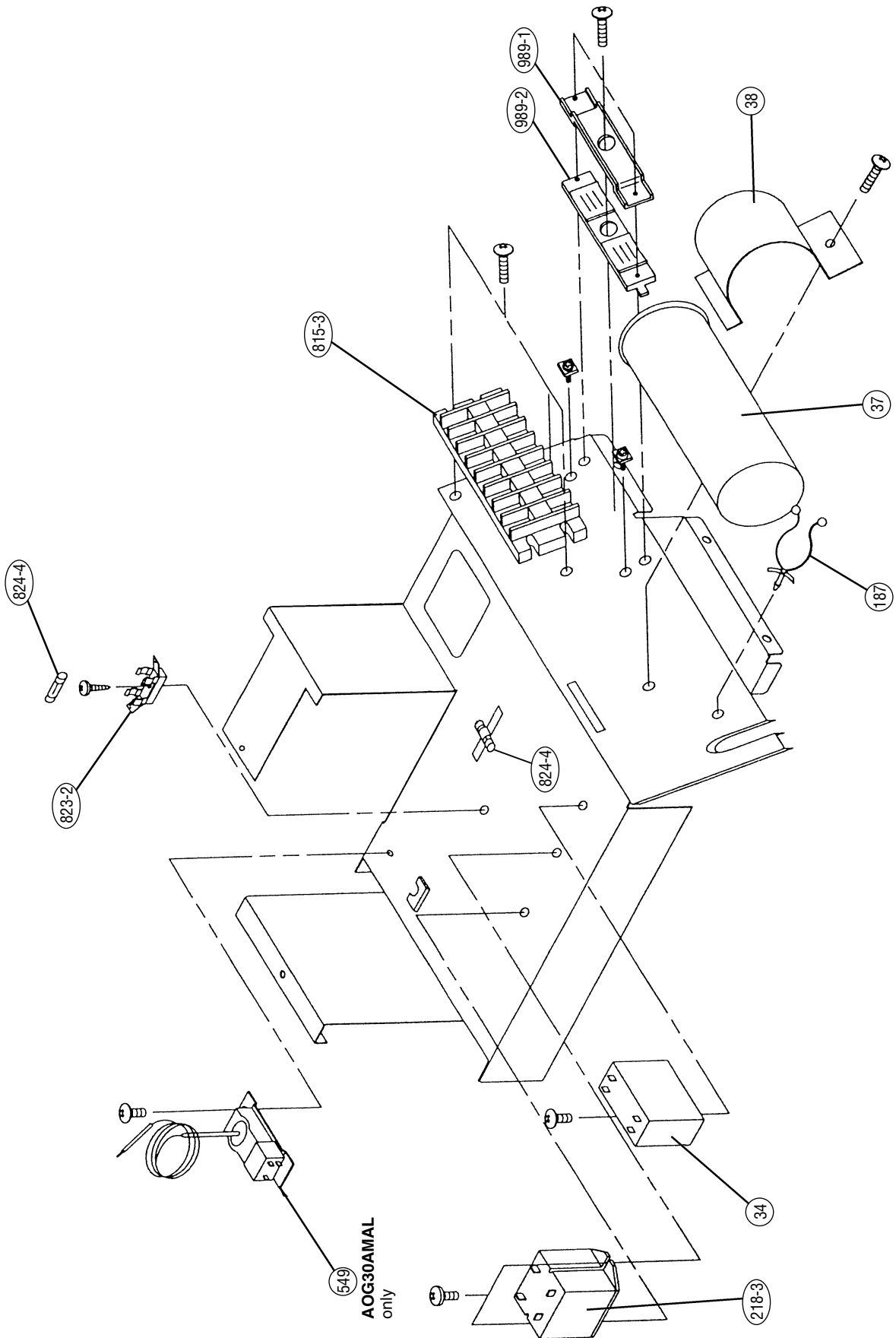
Models : AOG30AMAL  
AOG30RMAL



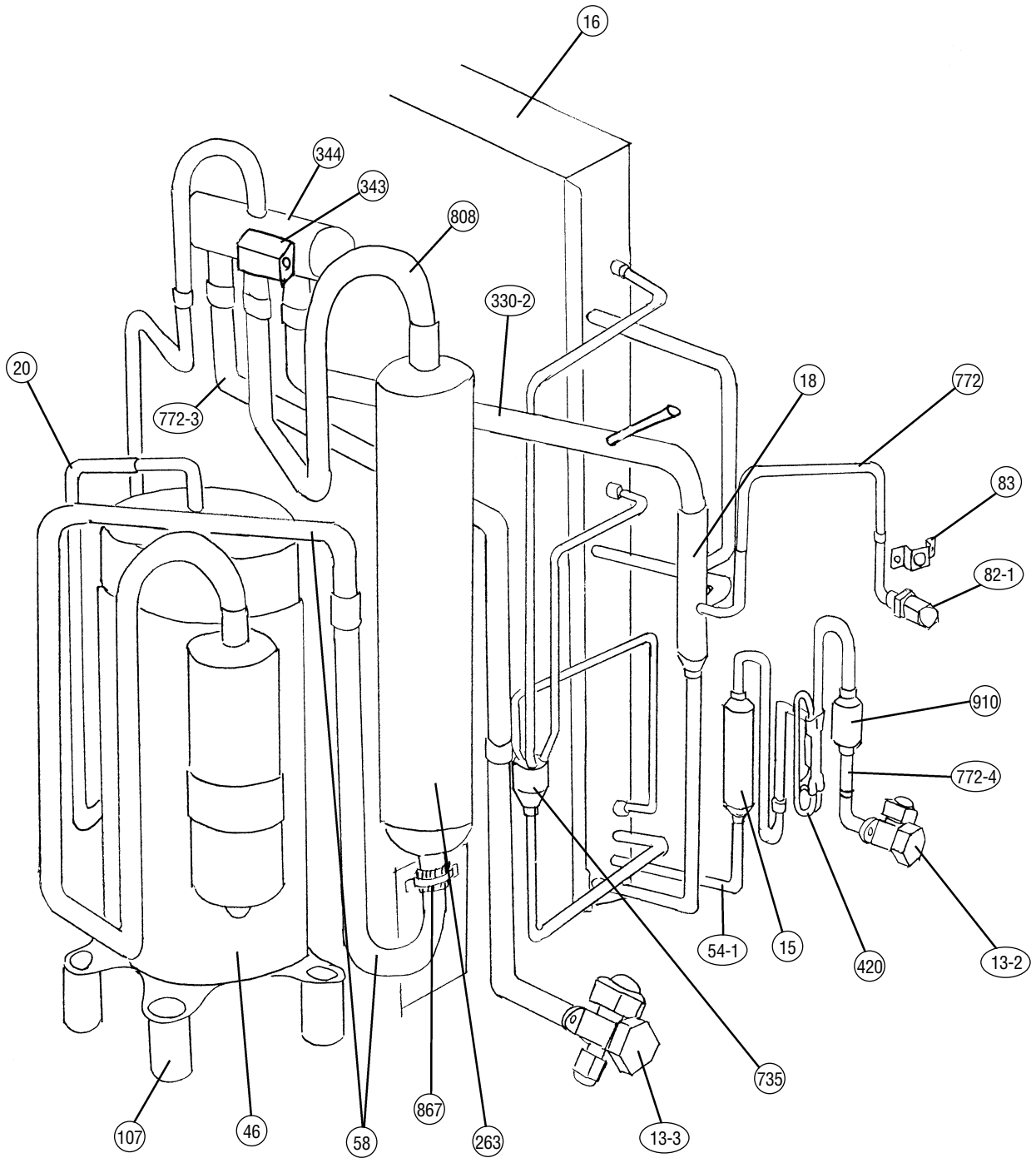
**Model : AOG30AMAL**



Models : AOG30AMAL  
AOG30RMAL

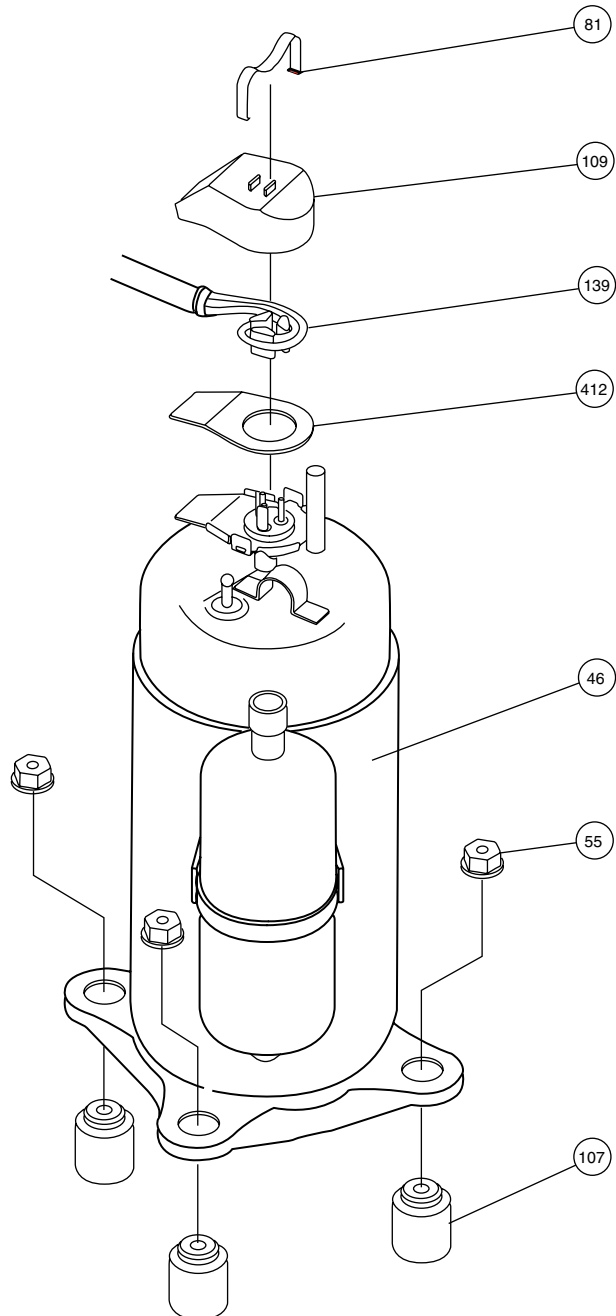


**Model : AOG30RMAL**

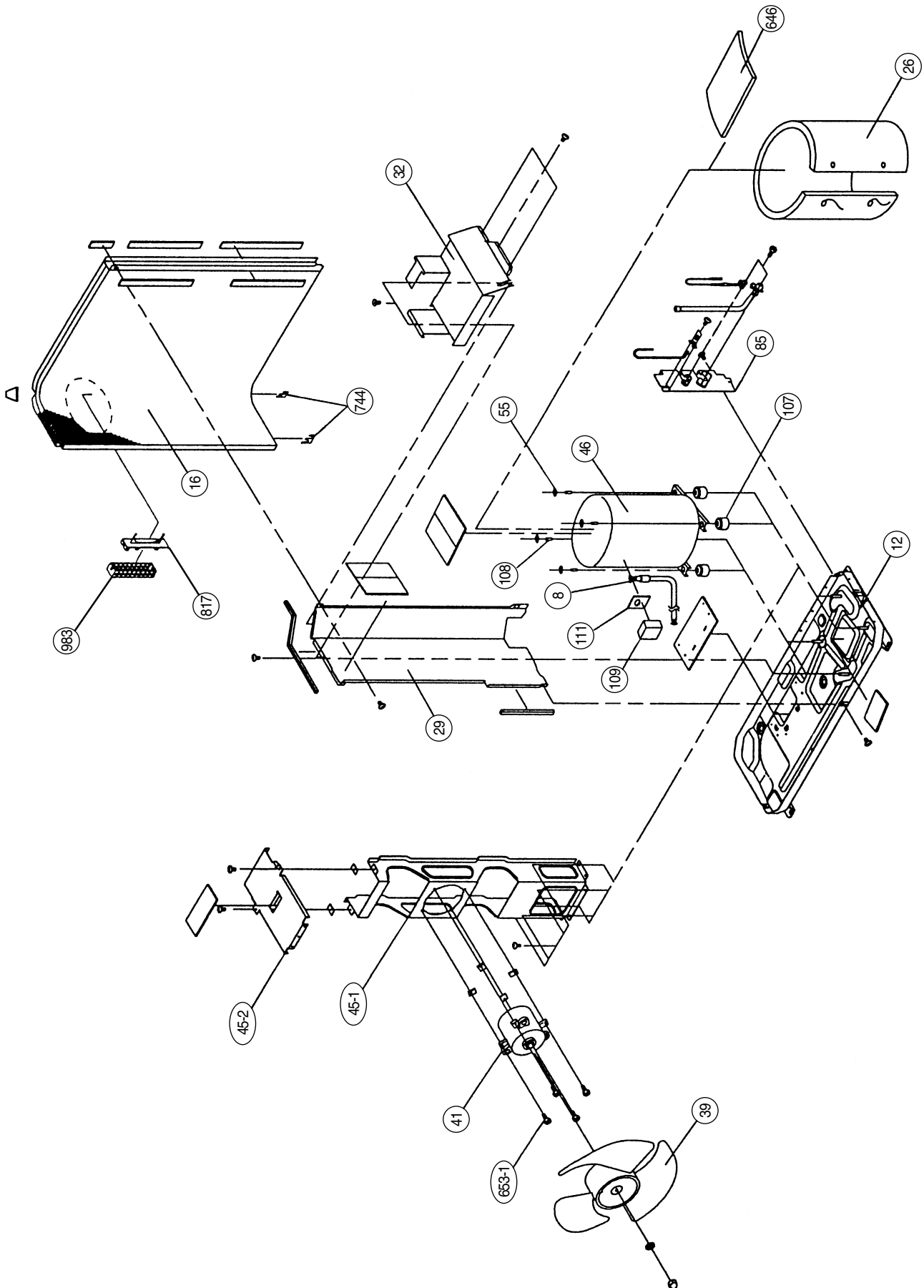




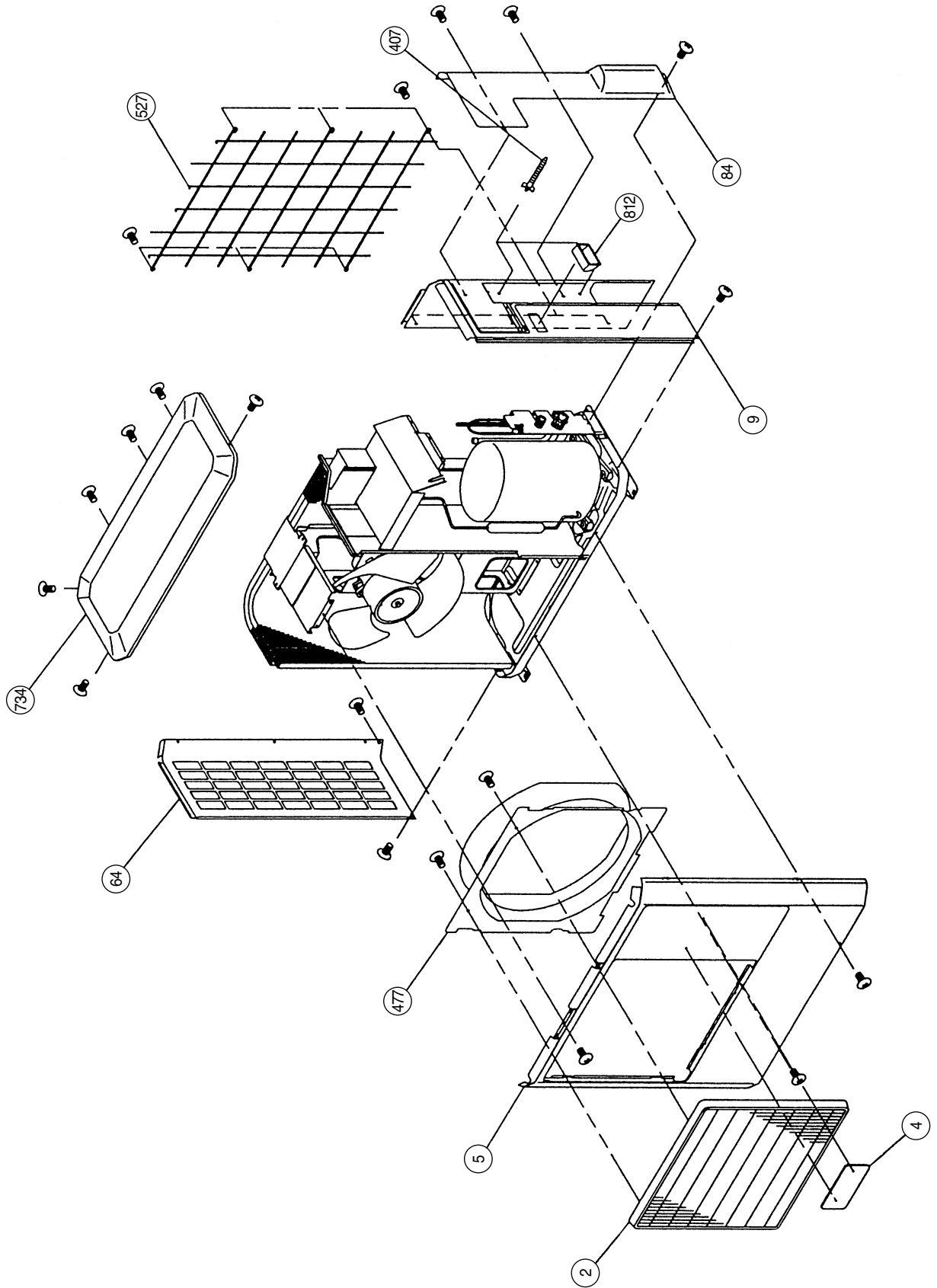
**Models : AOG30AMAL  
AOG30RMAL**



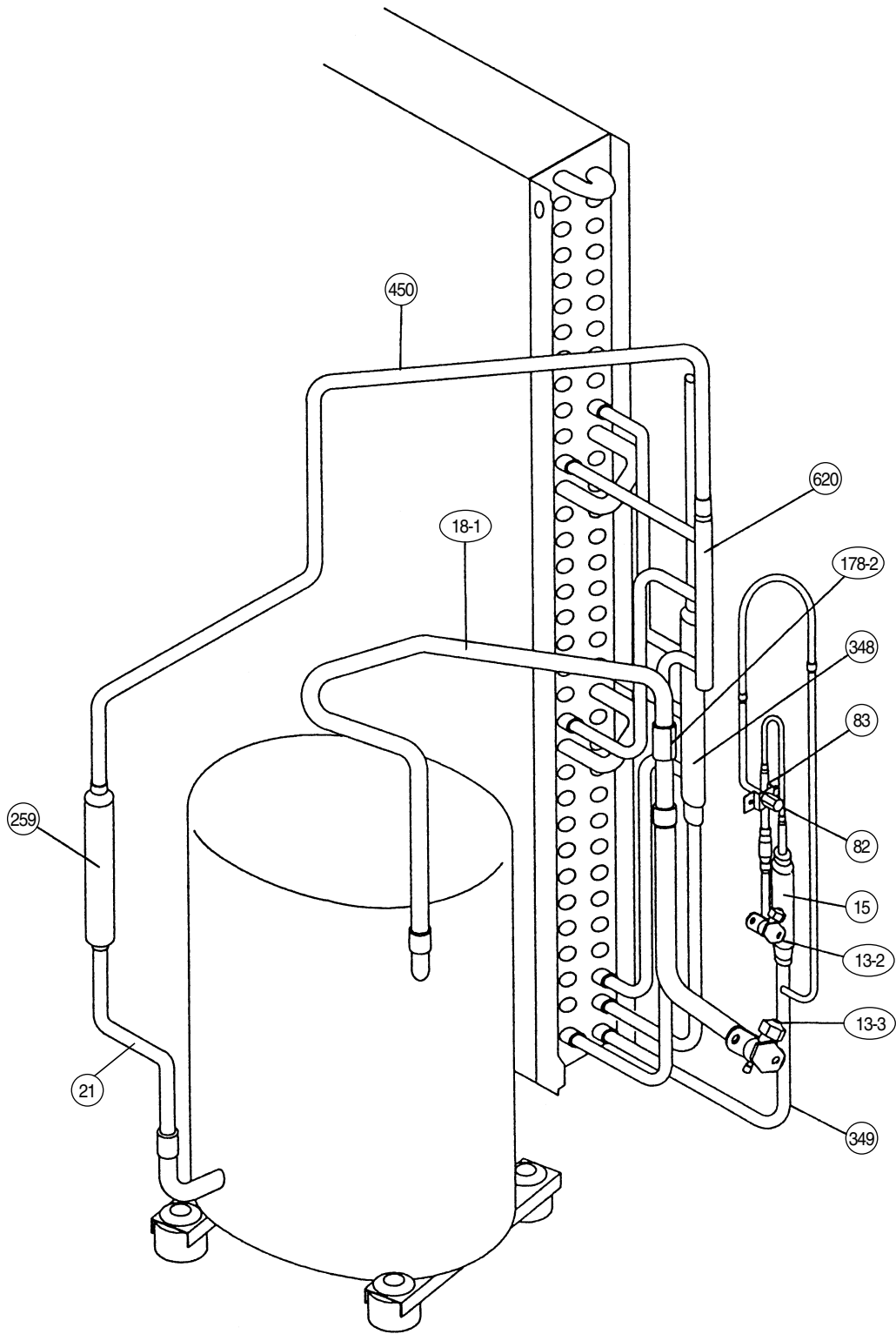
**Model : AOG30AVAL**



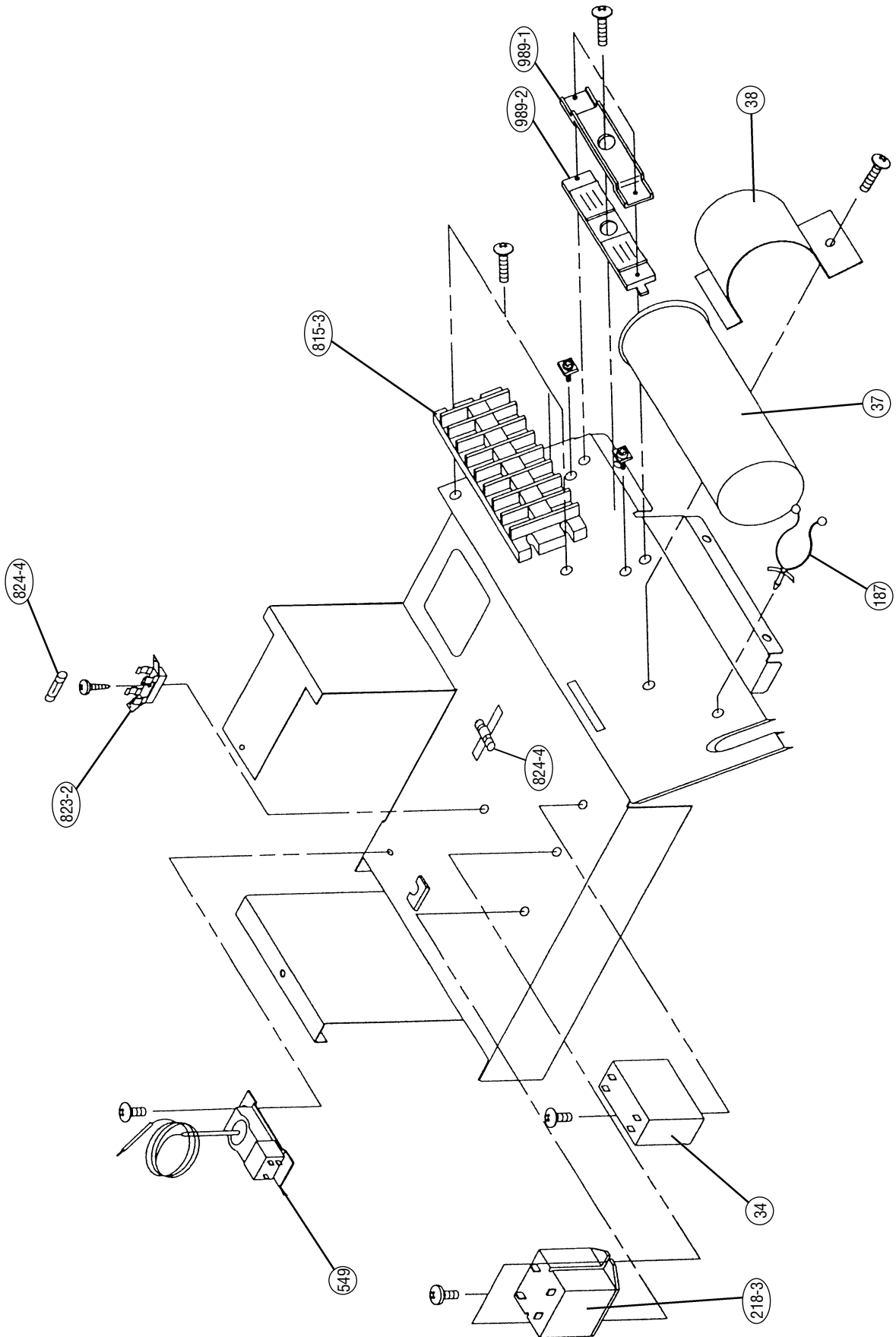
**Model : AOG30AVAL**



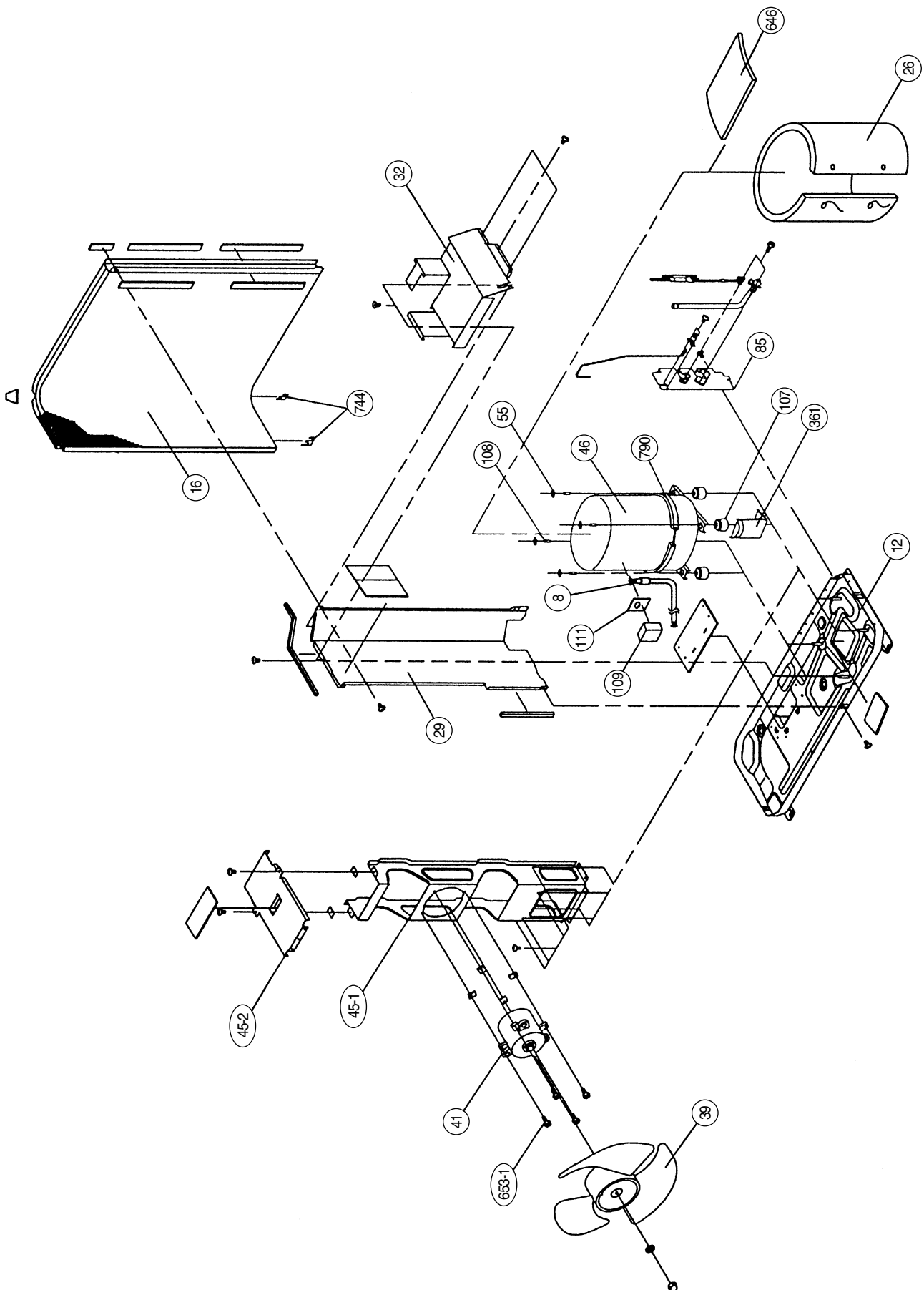
**Model : AOG30AVAL**



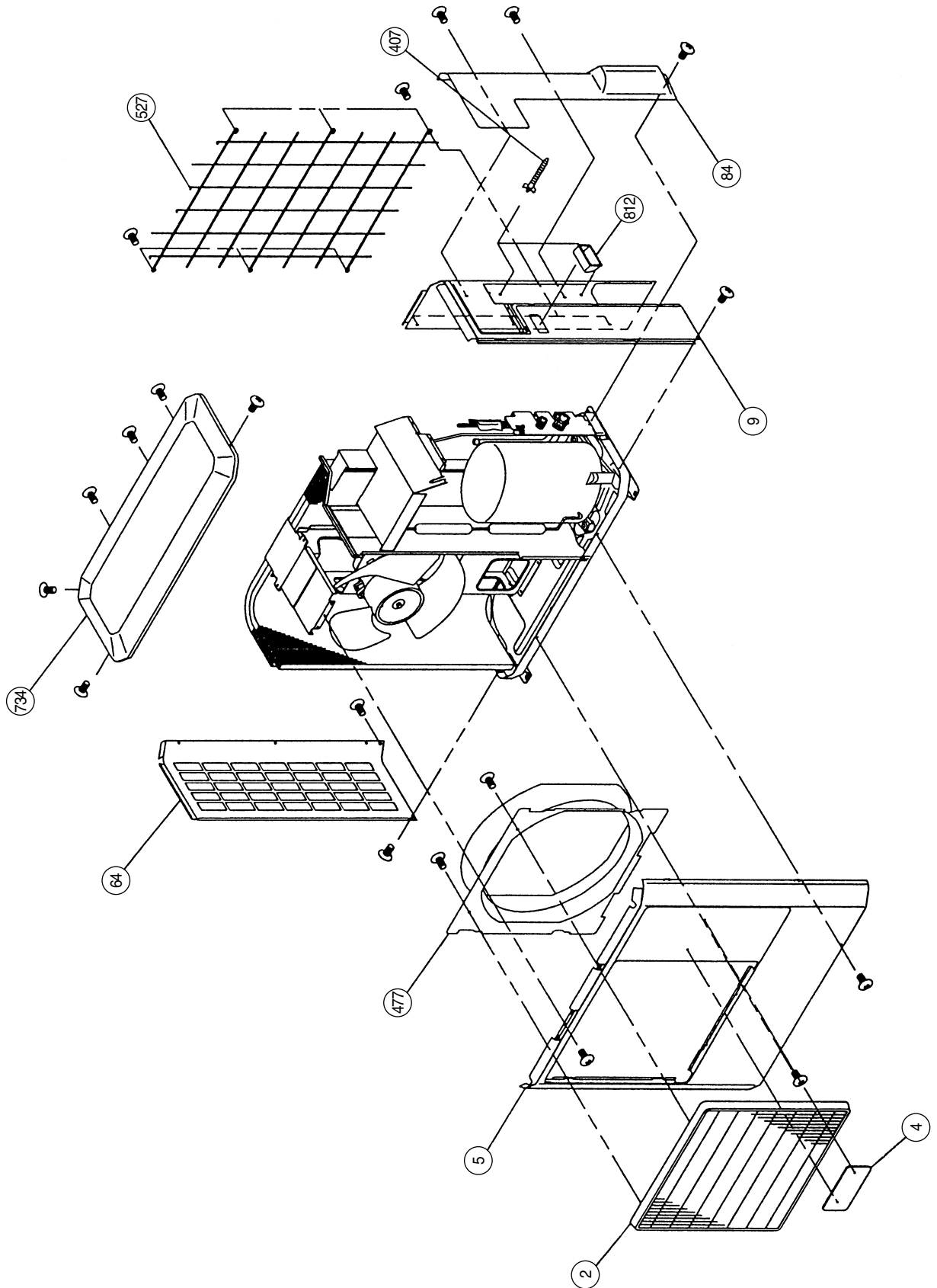
**Model : AOG30AVAL**



**Model : AOG30RVAL**



**Model : AOG30RVAL**



# PARTS LIST

When you order parts, please make a photocopy of this page and fill the number of the parts in the "Order" column.

## INDOOR UNIT

Ref. No.	Description	Part No.						Ord.
		ASG18ABA-W	ASG18RBA-W	ASG24ABA-W	ASG24RBA-W	ASG30ABA-W	ASG30RBA-W	Qty
34	Capacitor (Fan Motor)	9704305060	9704305060	9704305060	9704305060	9704305060	9704305060	
40	Water Seal Plate	9369684005	9369684005	9369684005	9369684005	9369684005	9369684005	
45	Bracket (Eva. )	9369372001	9369372001	9369372001	9369372001	9369372001	9369372001	
61	Decoration Plate-G	9368756017	9368756017	9368756017	9368756017	9368756017	9368756017	
63	Front Panel	9368540012	9368540012	9368540012	9368540012	9368540012	9368540012	
69	Louver	9368560010	9368560010	9368560010	9368560010	9368560010	9368560010	
69-1	Louver Base-A	9368558017	9368558017	9368558017	9368558017	9368558017	9368558017	
69-2	Louver Base-B	9368559014	9368559014	9368559014	9368559014	9368559014	9368559014	
74	Air Filter	9368552008	9368552008	9368552008	9368552008	9368552008	9368552008	
92	Link Holder	9368563004	9368563004	9368563004	9368563004	9368563004	9368563004	
108	Base	9369209017	9369209017	9369209017	9369209017	9369209017	9369209017	
122	Bearing Assy	9368574000	9368574000	9368574000	9368574000	9368574000	9368574000	
127	Drain Hose	9367695003	9367695003	9367695003	9367695003	9367695003	9367695003	
146	Evaporator Assy	9369220005	9369220005	9369220005	9369220005	—	—	
146-1	Evaporator-A Assy	—	—	—	—	9369366000	9369366000	
146-2	Evaporator-B Assy	—	—	—	—	9369373008	9369373008	
158	Joint Pipe Assy	9369242007	9369242007	9369242007	9369242007	9369371004	9369371004	
160	Front Drain Pan Assy	9369200014	9369200014	9369200014	9369200014	9369200014	9369200014	
160-1	Rear Drain Pan Assy	9369201011	9369201011	9369201011	9369201011	9369201011	9369201011	
163-2	Thermistor Spring-A	313728262708	313728262708	313728262708	313728262708	313728262708	313728262708	
164	Fan Motor Assy-IN	9601388012	9601388012	9601388012	9601388012	9601388012	9601388012	
169	Cross Flow Fan Assy	9368586003	9368586003	9368586003	9368586003	9368586003	9368586003	
178-1	Rubber (Motor)	9368575007	9368575007	9368575007	9368575007	9368575007	9368575007	
199	Step Motor	9900020019	9900020019	9900020019	9900020019	9900020019	9900020019	
220	Water Plate	—	—	—	—	9368569006	9368569006	
233	Power Transformer	9900069018	9900069018	9900069018	9900069018	9900069018	9900069018	
236	Controller PCB Assy	9703335068	9703335051	9703335020	9703335013	9703335105	9703335099	
240	Remote Control Unit	9371190020	9371190013	9371190020	9371190013	9371190020	9371190013	
321	Flap	9368544010	9368544010	9368544010	9368544010	9368544010	9368544010	
329	Coupling Pipe Assy	9369241000	9369241000	9369241000	9369241000	9369370007	9369370007	
338	Motor Holder-A	9368550004	9368550004	9368550004	9368550004	9368550004	9368550004	
338-1	Motor Holder-B	9368551001	9368551001	9368551001	9368551001	9368551001	9368551001	
338-2	Motor Holder-C	9368769000	9368769000	9368769000	9368769000	9368769000	9368769000	
385	Indicator PCB Assy	9702307011	9702307011	9702307011	9702307011	9702307011	9702307011	
401	Wall Hook Bracket	9368579005	9368579005	9368579005	9368579005	9368579005	9368579005	
408	Louver Link	9368562007	9368562007	9368562007	9368562007	9368562007	9368562007	
425	Earth Plate	9368580001	9368580001	9368580001	9368580001	9368580001	9368580001	
428	Screw Cover	9368576011	9368576011	9368576011	9368576011	9368576011	9368576011	
435	Louver Spring	9368613006	9368613006	9368613006	9368613006	9368613006	9368613006	
473	Pipe Holder	9368565008	9368565008	9368565008	9368565008	9368565008	9368565008	
473-1	Cord Holder	9368566005	9368566005	9368566005	9368566005	9368566005	9368566005	
506	Louver Rod	9368561017	9368561017	9368561017	9368561017	9368561017	9368561017	
514	Control Box	9368543006	9368543006	9368543006	9368543006	9368543006	9368543006	
522-1	Sector Gear	9368556006	9368556006	9368556006	9368556006	9368556006	9368556006	
522-2	Pinion Gear	9368557003	9368557003	9368557003	9368557003	9368557003	9368557003	
522-3	Flap Spring	9368612009	9368612009	9368612009	9368612009	9368612009	9368612009	
557	Diffuser Spring	9368587000	9368587000	9368587000	9368587000	9368587000	9368587000	
564	Bypass Pipe-A Assy	—	—	—	—	9369551000	9369551000	
564-2	Bypass Pipe-C Assy	9369479007	9369479007	9369479007	9369479007	—	—	
574-1	Evaporator Support-R	9368549008	9368549008	9368549008	9368549008	9368549008	9368549008	



**INDOOR UNIT (Continued)**

When you order parts, please make a photocopy of this page and fill the number of the parts in the "Order" column.

Ref. No.	Description	Part No.						Ord.
		ASG18ABA-W	ASG18RBA-W	ASG24ABA-W	ASG24RBA-W	ASG30ABA-W	ASG30RBA-W	Q'ty
574-2	Evaporator Support-L	9368548001	9368548001	9368548001	9368548001	9368548001	9368548001	
588	Evaporator Holder	—	—	—	—	9368775001	9368775001	
684	Motor Base	9368555009	9368555009	9368555009	9368555009	9368555009	9368555009	
707	Display Cover	9368564001	9368564001	9368564001	9368564001	9368564001	9368564001	
735	Distributor	9371178004	9371178004	9371178004	9371178004	9369369001	9369369001	
743	Remote Control Unit Holder Case	9305642014	9305642014	9305642014	9305642014	9305642014	9305642014	
759	Intake Grill-G	9368542016	9368542016	9368542016	9368542016	9368542016	9368542016	
764	Drain Cap	9367677009	9367677009	9367677009	9367677009	9367677009	9367677009	
815	Terminal	9306489106	9900016029	9306489106	9900016029	9306489106	9900016029	
846	Relay G5NB-1A	9900007010	9900007010	9900007010	9900007010	9900007010	9900007010	
855	Cover Display	9369264016	9369264016	9369264016	9369264016	9369264016	9369264016	
855-1	Cover Display-B	9369594014	9369594014	9369594014	9369594014	9369594014	9369594014	
855-2	Cover Display-C	9369683015	9369683015	9369683015	9369683015	9369683015	9369683015	
938	Control Box Cover-R	9368570002	9368570002	9368570002	9368570002	9368570002	9368570002	
942	Control Box Cover	9368611002	9368611002	9368611002	9368611002	9368611002	9368611002	
960	Diffuser Assy	9369346019	9369346019	9369346019	9369346019	9369346019	9369346019	
963	Fan Guard	9368588007	9368588007	9368588007	9368588007	9368588007	9368588007	
963-1	Fan Guard Holder	9368554002	9368554002	9368554002	9368554002	9368554002	9368554002	
998	Bypass Pipe-A	9369238000	9369238000	9369238000	9369238000	—	—	
999	Bypass Pipe-B	9369239007	9369239007	9369239007	9369239007	9369368004	9369368004	

**INDOOR UNIT**

When you order parts, please make a photocopy of this page and fill the number of the parts in the "Order" column.

Ref. No.	Description	Part No.						Ord.
		ASG18AGF-W	ASG18RGF-W	ASG24AGF-W	ASG24RGF-W	ASG30AGF-W	ASG30RGF-W	Qty
34	Capacitor (Fan Motor)	9704305060	9704305060	9704305060	9704305060	9704305060	9704305060	
40	Water Seal Plate	9369684005	9369684005	9369684005	9369684005	9369684005	9369684005	
45	Bracket (Eva. )	9369372001	9369372001	9369372001	9369372001	9369372001	9369372001	
61	Decoration Plate-G	9368756017	9368756017	9368756017	9368756017	9368756017	9368756017	
63	Front Panel	9368540012	9368540012	9368540012	9368540012	9368540012	9368540012	
69	Louver	9368560010	9368560010	9368560010	9368560010	9368560010	9368560010	
69-1	Louver Base-A	9368558017	9368558017	9368558017	9368558017	9368558017	9368558017	
69-2	Louver Base-B	9368559014	9368559014	9368559014	9368559014	9368559014	9368559014	
74	Air Filter	9368552008	9368552008	9368552008	9368552008	9368552008	9368552008	
92	Link Holder	9368563004	9368563004	9368563004	9368563004	9368563004	9368563004	
108	Base Assy	9369209017	9369209017	9369209017	9369209017	9369209017	9369209017	
122	Bearing Assy	9368574000	9368574000	9368574000	9368574000	9368574000	9368574000	
127	Drain Hose	9367695003	9367695003	9367695003	9367695003	9367695003	9367695003	
146	Evaporator Assy	9369220005	9369220005	9369220005	9369220005	—	—	
146-1	Evaporator-A Assy	—	—	—	—	9369366000	9369366000	
146-2	Evaporator-B Assy	—	—	—	—	9369373008	9369373008	
158	Joint Pipe Assy	9369242007	9369242007	9369242007	9369242007	9369371004	9369371004	
160	Front Drain Pan Assy	9369200014	9369200014	9369200014	9369200014	9369200014	9369200014	
160-1	Rear Drain Pan Assy	9369201011	9369201011	9369201011	9369201011	9369201011	9369201011	
163-2	Thermistor Spring-A	313728262708	313728262708	313728262708	313728262708	313728262708	313728262708	
164	Fan Motor Assy-IN	9601388012	9601388012	9601388012	9601388012	9601388012	9601388012	
169	Cross Flow Fan Assy	9368586003	9368586003	9368586003	9368586003	9368586003	9368586003	
178-1	Rubber (Motor)	9368575007	9368575007	9368575007	9368575007	9368575007	9368575007	
199	Step Motor	9900020019	9900020019	9900020019	9900020019	9900020019	9900020019	
220	Water Plate	—	—	—	—	9368569006	9368569006	
233	Power Transformer	9900069018	9900069018	9900069018	9900069018	9900069018	9900069018	
236	Controller PCB Assy	9703335082	9703335075	9703335037	9703335044	9703335105	9703335099	
240	Remote Control Unit	9359913023	9359913016	9359913023	9359913016	9359913023	9359913016	
321	Flap	9368544010	9368544010	9368544010	9368544010	9368544010	9368544010	
329	Coupling Pipe Assy	9369241000	9369241000	9369241000	9369241000	9369370007	9369370007	
338	Motor Holder-A	9368550004	9368550004	9368550004	9368550004	9368550004	9368550004	
338-1	Motor Holder-B	9368551001	9368551001	9368551001	9368551001	9368551001	9368551001	
338-2	Motor Holder-C	9368769000	9368769000	9368769000	9368769000	9368769000	9368769000	
385	Indicator PCB Assy	9702307011	9702307011	9702307011	9702307011	9702307011	9702307011	
401	Wall Hook Bracket	9368579005	9368579005	9368579005	9368579005	9368579005	9368579005	
408	Louver Link	9368562007	9368562007	9368562007	9368562007	9368562007	9368562007	
425	Earth Plate	9368580001	9368580001	9368580001	9368580001	9368580001	9368580001	
428	Screw Cover	9368576011	9368576011	9368576011	9368576011	9368576011	9368576011	
435	Louver Spring	9368613006	9368613006	9368613006	9368613006	9368613006	9368613006	
473	Pipe Holder	9368565008	9368565008	9368565008	9368565008	9368565008	9368565008	
473-1	Cord Holder	9368566005	9368566005	9368566005	9368566005	9368566005	9368566005	
506	Louver Rod	9368561017	9368561017	9368561017	9368561017	9368561017	9368561017	
514	Control Box	9368543006	9368543006	9368543006	9368543006	9368543006	9368543006	
522-1	Sector Gear	9368556006	9368556006	9368556006	9368556006	9368556006	9368556006	
522-2	Pinion Gear	9368557003	9368557003	9368557003	9368557003	9368557003	9368557003	
522-3	Flap Spring	9368612009	9368612009	9368612009	9368612009	9368612009	9368612009	
557	Diffuser Spring	9368587000	9368587000	9368587000	9368587000	9368587000	9368587000	
564	Bypass Pipe-A Assy	—	—	—	—	9369551000	9369551000	
564-2	Bypass Pipe-C Assy	9369479007	9369479007	9369479007	9369479007	—	—	
574-1	Evaporator Support-R	9368549008	9368549008	9368549008	9368549008	9368549008	9368549008	

When you order parts, please make a photocopy of this page and fill the number of the parts in the "Order" column.

**INDOOR UNIT (Continued)**

Ref. No.	Description	Part No.						Ord.
		ASG18AGF-W	ASG18RGF-W	ASG24AGF-W	ASG24RGF-W	ASG30AGF-W	ASG30RGF-W	Q'ty
574-2	Evaporator Support-L	9368548001	9368548001	9368548001	9368548001	9368548001	9368548001	
588	Evaporator Holder	—	—	—	—	9368775001	9368775001	
684	Motor Base	9368555009	9368555009	9368555009	9368555009	9368555009	9368555009	
707	Display Cover	9368564001	9368564001	9368564001	9368564001	9368564001	9368564001	
735	Distributor	9371178004	9371178004	9371178004	9371178004	9369369001	9369369001	
743	Remote Control Unit Holder Case	9359955016	9359955016	9359955016	9359955016	9359955016	9359955016	
759	Intake Grill-G	9368542016	9368542016	9368542016	9368542016	9368542016	9368542016	
764	Drain Cap	9367677009	9367677009	9367677009	9367677009	9367677009	9367677009	
815	Terminal	9306489106	9900016029	9306489106	9900016029	9306489106	9900016029	
846	Relay G5NB-1A	9353611017	9353611017	9353611017	9353611017	9353611017	9353611017	
855	Cover Display	9369264016	9369264016	9369264016	9369264016	9369264016	9369264016	
855-1	Cover Display-B	9369594014	9369594014	9369594014	9369594014	9369594014	9369594014	
855-2	Cover Display-C	9369683015	9369683015	9369683015	9369683015	9369683015	9369683015	
938	Control Box Cover-R	9368570002	9368570002	9368570002	9368570002	9368570002	9368570002	
942	Control Box Cover	9368611002	9368611002	9368611002	9368611002	9368611002	9368611002	
960	Diffuser Assy	9369346019	9369346019	9369346019	9369346019	9369346019	9369346019	
963	Fan Guard	9368588007	9368588007	9368588007	9368588007	9368588007	9368588007	
963-1	Fan Guard Holder	9368554002	9368554002	9368554002	9368554002	9368554002	9368554002	
998	Bypass Pipe-A	9369238000	9369238000	9369238000	9369238000	—	—	
999	Bypass Pipe-B	9369239007	9369239007	9369239007	9369239007	9369368004	9369368004	

**INDOOR UNIT**

When you order parts, please make a photocopy of this page and fill the number of the parts in the "order" column.

Ref. No.	Description	Part No.	Ord. Q'ty	Ref. No.	Description	Part No.	Ord. Q'ty
		ASG24ABB-W				ASG24ABB-W	
34	Capacitor (Fan Motor)	9704305060		425	Earth Plate	9368580001	
40	Water Seal Plate	9369684005		428	Screw Cover	9368576011	
45	Bracket (Evaporator)	9369372001		435	Louver Spring	9368613006	
61	Decoration Plate-G	9368756017		473	Pipe Holder	9368565008	
63	Front Panel	9368540012		473-1	Cord Holder	9368566005	
69	Louver	9368560010		506	Louver Rod	9368561017	
69-1	Louver Base-A	9368558017		514	Control Box	9368543006	
69-2	Louver Base-B	9368559014		522-1	Sector Gear	9368556006	
74	Air Filter	9368552008		522-2	Pinion Gear	9368557003	
92	Link Holder	9368563004		522-3	Flap Spring	9368612009	
108	Base Assy	9369209017		557	Diffuser Spring	9368587000	
122	Bearing Assy	9368574000		564-2	Bypass Pipe-C Assy	9369479007	
127	Drain Hose	9367695003		574-1	Evaporator Support-R	9368549008	
146	Evaporator Assy	9369220005		574-2	Evaporator Support-L	9368548001	
158	Joint Pipe Assy	9369242007		684	Motor Base	9368555009	
160	Front Drain Pan Assy	9369200014		707	Display Cover	9368564001	
160-1	Rear Drain Pan Assy	9900069018		735	Distributor	9371178004	
163-2	Thermistor Spring-A	313728262708		743	Remote Control Unit Holder Case	9305642014	
164	Fan Motor Assy-IN	9601388012		759	Intake Grill-G	9368542016	
169	Cross Flow Fan Assy	9368586003		764	Drain Cap	9367677009	
178-1	Rubber (Motor)	9368575007		815	Terminal	9306489106	
199	Step Motor	9900020019		846	Relay G5NB-1A	9900007010	
233	Power Transformer	9900069018		855	Cover Display	9369264016	
236	Controller PCB Assy	9703335037		855-1	Cover Display-B	9369594014	
240	Remote Control Unit	9368374020		855-2	Cover Display-C	9369683015	
321	Flap	9368544010		938	Control Box Cover-R	9368570002	
329	Coupling Pipe Assy	9369241000		942	Control Box Cover	9368611002	
338	Motor Holder-A	9368550004		960	Diffuser Assy	9369346019	
338-1	Motor Holder-B	9368551001		963	Fan Guard	9368588007	
338-2	Motor Holder-C	9368769000		963-1	Fan Guard Holder	9368554002	
385	Indicator PCB Assy	9702307011		998	Bypass Pipe-A	9369238000	
401	Wall Hook Bracket	9368579005		999	Bypass Pipe-B	9369239007	
408	Louver Link	9368562007					

OUTDOOR UNIT

Ref. No.	Description	Part No.	Ord. Q'ty
		AOG18ANE	
2	Fan Cover	9350214020	
4	Emblem-Rear "GENERAL"	313791088308	
5	Cabinet-A, Painted	9303876015	
6	Cabinet-C, Painted	9353549013	
7	Connector Cover	9358011010	
8	Wire Assy (Shield)-D	9359904076	
9	Cabinet-B, Painted	9303874011	
12	Base Assy, Painted	9353452054	
13	3-Way Valve Assy	9364523002	
14	2-Way Valve Assy	9365021002	
15	Dryer	9368111014	
16	Condenser Assy	9353455055	
18	Suction Pipe	9369000003	
19	Capillary Tube	9364270005	
20	Discharge Pipe Assy	9368999001	
26	Compressor Cover-A	9363020007	
29	Separate Wall	313986033213	
32-1	Control Box Metal-A	9365672013	
34	Capacitor (Fan Motor)	9703306044	
36	Cord Holder Metal	9356934007	
37	Running Capacitor	9704436023	
38	Capacitor Clamp	9351770013	
39	Propeller Fan	9300855013	
41	Fan Motor Assy-Out	9600738023	
45	Motor Fixing Table Assy	313029311100	
46	Compressor Assy	9368175009	
51	Special Nut M5	9300301015	
55	Special Nut M8	9355091008	
67	Rubber (Vibration Proof)	313659068604	
107	Rubber Seat-A	9351049010	
109	Terminal Cover	9351048013	
187	Clamp No. 1219	313361271706	
218-3	Power Relay	9900074012	
328	Comp. Plate Assy	9363049015	
338	Motor Fixture	313029297108	
348	Outlet Pipe	9364266008	
353	Valve-A Assy	9364268002	
412	Terminal Gasket	9351051013	
646	Compressor Cover-B	9363021004	
717	Center Plate	9350216017	
754	Terminal Gasket Washer	9351053017	
815	Terminal-5P	9356497021	
823-2	Fuse Holder	0500063024	
824-4	Fuse	0600222529	

Ref. No.	Description	Part No.		Ord. Q'ty
		AOG18RMEL	AOG18RNEL	
2	Fan Cover	9350214020	9350214020	
4	Emblem-Rear "GENERAL"	313791088308	313791088308	
5	Cabinet-A, Painted	9303876015	9303876015	
6	Cabinet-C, Painted	9353549013	9353549013	
7	Connector Cover	9358011010	9358011010	
8	Wire Assy (Shield)-D	-----	9359904076	
8	Shield Tube Assy-D	9359904052	-----	
9	Cabinet-B, Painted	9303874011	9303874011	
12	Base Assy, Painted	9353452054	9353452054	
13	3-Way Valve Assy	9364523002	9364523002	
14	2-Way Valve Assy	9365021002	9365021002	
15	Dryer	9368111014	9368111014	
16	Condenser Assy	9353455048	9353455048	
17	U Pipe-Y	313728127102	313728127102	
20	Discharge Pipe	9367136001	9369562006	
26	Compressor Cover-A	9367296002	-----	
29	Separate Wall	313986033213	313986033213	
32	Control Box Metal-A	9365672020	-----	
32-1	Control Box Metal-A	-----	9365672020	
34	Capacitor (Fan Motor)	9357965024	9357965024	
36	Cord Holder Metal	9356934007	9356934007	
37	Running Capacitor	9703107122	9704436023	
38	Capacitor Clamp	9351770013	9351770013	
39	Propeller Fan	9300855013	9300855013	
41	Fan Motor Assy-Out	9600738023	9600738047	
45	Motor Fixing Table Assy	313029311100	313029311100	
46	Compressor Assy	9366777007	9368175009	
51	Special Nut M5	-----	9300301015	
55	Special Nut M8	9355091008	9355091008	
67	Rubber (Vibration Proof)	313659068604	313659068604	
81	Strap	9362371001	-----	
107	Rubber Seat-A	-----	9351049010	
107	Rubber Mount	9362368001	-----	
109	Terminal Cover	9362369008	9351048013	
187	Clamp No. 1219	313361271706	313361271706	
218-3	Power Relay	9900074012	9900074012	
271	4-Way Valve Rubber	313728251908	313728251908	
328	Comp. Plate Assy	9367128020	-----	
328	Compressor Plate-B	-----	9363049039	
330	Inlet Pipe-A Assy	9366859017	9366859017	
332-1	Suction Pipe-D	9367135004	9367135004	
332-2	Suction Pipe-E	9369004001	9369004001	
333	Accumulator	9350363018	9350363018	
335	Insulation (Accumulator)	-----	313681188608	
338	Motor Fixture	313029297108	313029297108	
343	Solenoid	9900165017	9900165017	
344	4-Way Valve	9970036019	9970036019	
348-1	Outlet Pipe-B	9365391020	9365391020	
348-2	Outlet Pipe-A	9365391075	9365391075	
360	4-Way Valve Band	313986251802	313986251802	
412	Terminal Gasket	9362370004	9351051013	
519	Restrictor Valve Assy	-----	9365392058	
646	Compressor Cover-B	313986355101	9363021004	
702	Restrictor Valve Assy	9365392058	-----	
717	Center Plate	9350216017	9350216017	
754	Terminal Gasket Washer	-----	9351053017	
815-3	Terminal-8P	9358660119	9358660119	
823-2	Fuse Holder	0500063024	0500063024	
824-4	Fuse	0600222529	0600222529	
867	Accumulator Holder Rubber	9354022027	9354022027	
910	Strainer-B	9365099018	9365099018	

OUTDOOR UNIT

Ref. No.	Description	Part No.	Ord. Q'ty
		AOG24AME	
2	Fan Cover	9350214020	
4	Emblem-Rear "GENERAL"	313791088308	
5	Cabinet-A, Painted	9303876015	
6	Cabinet-C, Painted	9353549013	
7	Connector Cover	9358011010	
8	Shield Tube Assy-D	9359904052	
9	Cabinet-B, Painted	9303874011	
12	Base Assy, Painted	9353452061	
13	3-Way Valve Assy	9357963013	
14	2-Way Valve Assy	9357964010	
15	Dryer	9368111014	
16	Condenser Assy	9356015010	
19-3	Capillary (Cool)	9364327006	
20	Discharge Pipe	9368491000	
26	Compressor Cover-A	9368504007	
26-1	Compressor Cover-B	9368505004	
29	Separate Wall	313986033213	
32-1	Control Box Metal-A	9365672013	
34	Capacitor (Fan Motor)	9703306044	
36	Cord Holder Metal	9356934007	
37	Running Capacitor	9703107153	
38	Capacitor Clamp	9351770013	
39	Propeller Fan	9300855013	
41	Fan Motor Assy-Out	9600738023	
45	Motor Fixing Table Assy	313029311100	
46	Compressor Assy	9367112005	
55	Special Nut M8	9355091008	
58	Suction Pipe Assy	9368492007	
67	Rubber (Vibration Proof)	313659068604	
81	Strap	9362371001	
107	Rubber Mount	9362368001	
109	Terminal Cover	9362369008	
187	Clamp No. 1219	313361271706	
218-3	Power Relay	9900074012	
328	Comp. Plate Assy	9367128037	
338	Motor Fixture	313029297108	
348	Outlet Pipe (Cond. ) Assy	9363041019	
353	Valve-A Assy	9364325002	
412	Terminal Gasket	9362370004	
717	Center Plate	9350216017	
815	Terminal-5P	9356497021	
823-2	Fuse Holder	0500063024	
824-4	Fuse	0600222529	

Ref. No.	Description	Part No.		Ord. Q'ty
		AOG24RMEL	AOG24RNAL	
2	Fan Cover	9350214020	9350214020	
4	Emblem-Rear "GENERAL"	313791088308	313791088308	
5	Cabinet-A, Painted	9303876015	9303876015	
6	Cabinet-C, Painted	9353549013	9353549013	
7	Connector Cover	9358011010	9358011010	
8	Wire Assy (Shield)-D	—	9370945041	
8	Shield Tube Assy-D	9359904052	—	
9	Cabinet-B, Painted	9303874011	9303874011	
12	Base Assy, Painted	9353452061	9353452054	
13	3-Way Valve Assy	9364523002	9364523002	
14	2-Way Valve Assy	9365021002	9365021002	
15	Dryer	9368111014	9368111014	
16	Condenser Assy	9369005015	9369005022	
17	U Pipe-Y	9305523009	313728127102	
26	Compressor Cover-A	9367134007	9365154007	
29	Separate Wall	313986033213	313986033213	
32	Control Box Metal-A	9365672020	—	
32-1	Control Box Metal-A	—	9365672020	
34	Capacitor (Fan Motor)	9357965024	9357965024	
36	Cord Holder Metal	9356934007	9356934007	
37	Running Capacitor	9703107153	9703107122	
38	Capacitor Clamp	9351770013	9351770013	
39	Propeller Fan	9300855013	9300855013	
41	Fan Motor Assy-Out	9600738023	9600738047	
45	Motor Fixing Table Assy	313029311100	313029311100	
46	Compressor Assy	9367112005	9371447018	
51	Special Nut M5 (For Comp.)	—	9300301015	
54-1	Outlet Pipe-A	—	9365391037	
54-2	Outlet Pipe-B	9365391068	—	
54-2	Outlet Pipe (Cond.)-B	—	9365391044	
55	Special Nut M8	9355091008	9355091008	
67	Rubber (Vibration Proof)	313659068604	313659068604	
81	Strap	9362371001	—	
107	Rubber Seat-A (For Comp.)	—	9351049010	
107	Rubber Mount	9362368001	—	
109	Terminal Cover	9362369008	9371511016	
178-1	Capillary Holder Rubber	—	313414274807	
187	Clamp No. 1219	313361271706	313361271706	
218-3	Power Relay	9900074012	9900074012	
232	Joint Pipe (Dryer)	—	9365406007	
271	4-Way Valve Rubber	313728251908	313728251908	
328	Comp. Plate Assy	9367128013	—	
328	Compressor Plate-B	—	9363049039	
330	Inlet Pipe Assy	—	9300559010	
332-2	Suction Pipe-E	9369004001	9369004001	
333	Accumulator	313986117201	9368391003	
335	Insulation (Accumulator)	—	9368390006	
338	Motor Fixture	313029297108	313029297108	
343	Solenoid	9900165017	9900165017	
344	4-Way Valve	9900163013	9900163013	
348	Outlet Pipe (Cond. )-A	9365391051	—	
360	4-Way Valve Band	313986251802	313986251802	
412	Terminal Gasket	9362370004	9371512013	
519	Restrictor Valve Assy	—	9365392102	
620	Inlet Pipe Assy	9367298006	—	
646	Compressor Cover-B	9367293001	—	
662	Inlet Pipe-D	9367301003	—	
702	Restrictor Valve Assy	9365392065	—	
717	Center Plate	9350216017	9350216017	
718	Discharge Pipe-C	9367123001	—	
754	Terminal Gasket Washer	—	9351053017	
815-3	Terminal-8P	9358660119	9358660119	
823-2	Fuse Holder	0500063024	0500063024	
824-4	Fuse	0600222529	0600222529	
867	Accumulator Holder Rubber	9354022010	9354022010	
909	Strainer-A	9365112014	9365112014	

## OUTDOOR UNIT

Ref. No.	Description	Part No.	Ord.
		AOG30AMAL	Q'ty
2	Fan Cover (Guard)	9371187013	
4	Emblem-Rear "GENERAL"	313791088308	
5	Cabinet-A, Painted	9359797029	
9	Cabinet-B, Painted	9359798026	
12	Base Assy, Painted	9359813019	
13-2	3-Way Valve Assy (3/8)	9360150004	
13-3	3-Way Valve Assy (5/8)	9360157003	
15	Dryer	9368111014	
16	Condenser Assy	9360280015	
18	Inlet Pipe (Condenser)	9369048005	
18-1	Outlet Pipe (Condenser)	9369054006	
18-4	Suction Pipe	9369046001	
20	Discharge Pipe	9369047008	
26	Comp. Cover	9369093005	
29	Separate Wall	9359804017	
32	Control Box Metal	9359839019	
34	Capacitor (Fan Motor)	9357965024	
37	Running Capacitor	9703107023	
38	Capacitor Clamp	9360610010	
39	Propeller Fan	9359837015	
41	Fan Motor Assy-Out	9600832011	
45-1	Motor Bracket	9359801016	
45-2	Motor Bracket-Top	9359803010	
46	Compressor Assy	9368913007	
54	Condensing Pipe	9369061004	
55	Special Nut M8	9355091008	
64	Cabinet-Left, Painted	9359840022	
81	Strap	9362371001	
82-1	Check Joint	9360162007	
83	Check Joint Bracket	9359807018	
84	Valve Cover	9359817017	
85	Valve Fixing Plate	9359806011	
107	Rubber Mount	9362368001	
109	Terminal Cover	9362369008	
139	Wire Assy (Compressor)	9369094002	
187	Clamp No. 1219	313361271706	
218-3	Power Relay	9900074012	
328	Comp. Plate Assy	9362273015	
373	Grip	9352157004	
407	Clamp (Cable) No. 1259	313739340109	
412	Terminal Gasket	9362370004	
420	Capillary Assy	9369062001	
477	Bell-Mouth	9359809012	
527	Protection Net	9359844013	
549	Thermostat-Outdoor	9352553004	
653-1	Bolt (Fan Motor Fixing)	0700156014	
734	Cabinet Top Plate, Painted	9359799023	
744	Clamp (Condenser)	313166374106	
772	Joint Pipe-A	9369060007	
815-3	Terminal-8P	9358660119	
817	Thermostat Fixture	9352164019	
823-2	Fuse Holder	0500063024	
824-4	Fuse	0600222529	
983	Thermostat Cover	9358274002	
989-1	Cord Clamp-A	9359822011	
989-2	Cord Clamp-B	9359823018	

Ref. No.	Description	Part No.	Ord.
		AOG30RMAL	Q'ty
2	Fan Cover (Guard)	9371187013	
4	Emblem-Rear "GENERAL"	313791088308	
5	Cabinet-A, Painted	9359797029	
9	Cabinet-B, Painted	9359798026	
12	Base Assy, Painted	9359813019	
13-2	3-Way Valve Assy (3/8)	9369150004	
13-3	3-Way Valve Assy (5/8)	9360157003	
15	Dryer	9368111014	
16	Condenser Assy	9360280015	
18	Inlet Pipe (Condenser)	9369068003	
20	Discharge Pipe	9369067006	
26	Comp. Cover	9369093005	
29	Separate Wall	9359804017	
32	Control Box Metal	9359839019	
34	Capacitor (Fan Motor)	9357965024	
37	Running Capacitor	9703107023	
38	Capacitor Clamp	9360610010	
39	Propeller Fan	9359837015	
41	Fan Motor Assy-Out	9600832011	
45-1	Motor Bracket	9359801016	
45-2	Motor Bracket-Top	9359803010	
46	Compressor Assy	9368913007	
54-1	Outlet Pipe-A	9369085000	
55	Special Nut M8	9355091008	
58	Suction Pipe Assy	9369064005	
64	Cabinet-Left, Painted	9359840022	
81	Strap	9362371001	
82-1	Check Joint	9360162007	
83	Check Joint Bracket	9359807018	
84	Valve Cover	9359817017	
85	Valve Fixing Plate	9359806011	
107	Rubber Mount	9362368001	
109	Terminal Cover	9362369008	
139	Wire Assy (Compressor)	9369094002	
187	Clamp No. 1219	313361271706	
218-3	Power Relay	9900074012	
263	Accumulator	9385005006	
328	Comp. Plate Assy	9362273046	
330-2	Inlet Pipe (Condenser)-B Assy	9369074004	
343	Solenoid	9900003029	
344	4-Way Valve	9307556012	
373	Grip	9352157004	
407	Clamp (Cable) No. 1259	313739340109	
412	Terminal Gasket	9362370004	
420	Capillary Assy	9369095009	
477	Bell-Mouth	9359809012	
527	Protection Net	9359844013	
653-1	Bolt (Fan Motor Fixing)	0700156014	
734	Cabinet Top Plate, Painted	9359799023	
735	Distributor Assy	9369076008	
744	Clamp (Condenser)	313166374106	
772	Joint Pipe-A	9369084003	
772-3	Joint Pipe (Valve)	9369082009	
772-4	Joint Pipe (Valve)-B	9369083006	
808	Inlet Pipe (Accumulator)	9369081002	
815-3	Terminal-8P	9358660119	
823-2	Fuse Holder	0500063024	
824-4	Fuse	0600222529	
867	Accumulator Holder Rubber	9354022010	
910	Strainer-B	9365099018	
989-1	Cord Clamp-A	9359822011	
989-2	Cord Clamp-B	9359823018	

**OUTDOOR UNIT**

Ref. No.	Description	Part No.		Ord. Qty
		AOG18AZE	AOG24ABE	
2	Fan Cover	9350214020	9350214020	
4	Emblem-Rear "GENERAL"	313791088308	313791088308	
5	Cabinet-A, Painted	9303876015	9303876015	
6	Cabinet-C, Painted	9353549013	9353549013	
7	Connector Cover	9358011010	9358011010	
8	Wire Assy (Shield)-D	9350215010	9350215041	
9	Cabinet-B, Painted	9303874011	9303874011	
10	Nise Insulation-E	313791106305	313790016305	
12	Base Assy, Painted	9353452016	9353452061	
13	3-Way Valve	9364523002	9357963013	
14	2-Way Valve Assy	9365021002	9357964010	
16	Condenser Assy	9353455055	9356015010	
18	Suction Pipe	9360518002	9360412003	
19	Capillary Tube	9359017004	9355977005	
19-2	Joint Pipe	9354268005	9354268005	
20	Discharge Pipe	9360522009	9357470009	
21	Discharge Pipe-B	-----	9360411006	
26	Compressor Cover-A	9354036000	-----	
29	Separate Wall	313986033213	313986033213	
32-1	Control Box Metal-A	9365672013	9365672013	
34	Capacitor (Fan Motor)	9703306044	9703306044	
36	Cord Holder Metal	9356824001	9356824001	
37	Running Capacitor	9704436023	9704436023	
38	Capacitor Clamp Metal	9351770013	9351770013	
39	Propeller Fan	9300855013	9300855013	
41	Fan Motor Assy-Out	9600738023	9600738023	
45	Motor Fixing Table Assy	313029311100	313029311100	
46	Compressor Assy	9371322018	9360391001	
55	Special Nut M8	313252257701	313252257701	
67	Rubber (Vibration Proof)	313659068604	313659068604	
107	Rubber Seat-A (For Comp.)	313093081402	313102081406	
108	Sleeve-A (For Comp.)	313093081706	313696081700	
109	Terminal Cover (For Comp.)	313202059600	-----	
110	Lock Wire (For Comp.)	313202059706	-----	
111	Terminal Packing (For Comp.)	313202059807	-----	
158	Joint Pipe	9365312018	-----	
178-1	Capillary Holder Rubber	313414274807	313414274807	
187	Clamp No. 1219	313361271706	313361271706	
196-1	Clamp SKB-3M	-----	312300787605	
232	Joint Pipe	-----	9300990028	
259	Muffler	-----	313948083902	
338	Motor Fixture Metal	313029297108	313029297108	
371	Process Pipe-B	313142082352	313142082352	
646	Compressor Cover-B	313986355101	313986355101	
717	Center Plate	9350216017	9350216017	
750	Joint Pipe-A	-----	9301003017	
815-1	Terminal-3P	9358660027	9358660027	
826	Condensing Pipe-B	9353601001	9353601001	
829	Joint Pipe-A	9365314012	-----	
909	Strainer-A	-----	9365112014	

Ref. No.	Description	Part No.		Ord. Qty
		AOG18RZEL	AOG24RZEL	
2	Fan Cover	9350214020	9350214020	
4	Emblem-Rear "GENERAL"	313791088308	313791088308	
5	Cabinet-A, Painted	9303876015	9303876015	
6	Cabinet-C, Painted	9353549013	9353549013	
7	Connector Cover	9358011010	9358011010	
8	Wire Assy (Shield)-D	9350215010	9350215027	
9	Cabinet-B, Painted	9303874011	9303874011	
10	Nise Insulation-E	313791106305	313791106305	
11	Nise Insulation-B	-----	313791106100	
12	Base Assy, Painted	9353452016	9353452061	
13	3-Way Valve	9364523002	9364523002	
14	2-Way Valve Assy	9365021002	9365021002	
15	Dryer 313791082502	9368111014	9368117016	
16	Condenser Assy	9353455048	9363794014	
17	U-Pipe (Y)	313728127102	9305523009	
18	Suction Pipe	9351590017	9350598007	
20	Discharge Pipe	9358635001	9350601004	
21	Discharge Pipe-B	9358634004	9350602001	
26	Compressor Cover-A	9354036000	9354036000	
29	Separate Wall	313986033213	313986033213	
32-1	Control Box Metal-A	9365672013	9365672013	
34	Capacitor (Fan Motor)	9357965024	9357965024	
36	Cord Holder Metal	9356362008	9356362008	
37	Running Capacitor	9704436023	9704436023	
38	Capacitor Clamp Metal	9351770013	9351770013	
39	Propeller Fan	9300855013	9300855013	
41	Fan Motor Assy-Out	9600738047	9600738047	
45	Motor Fixing Table Assy	313029311100	313029311100	
46	Compressor Assy	9371322018	9364340005	
54	Outlet Pipe (Cond. )-B	9365391020	9365391068	
55	Special Nut M8	313252257701	313252257701	
67	Rubber (Vibration Proof)	313659068604	313659068604	
107	Rubber Seat-A (For Comp.)	313093081402	313093081402	
108	Sleeve-A (For Comp.)	313093081706	313093081706	
109	Terminal Cover (For Comp.)	313202059600	313202059600	
110	Lock Wire (For Comp.)	313202059706	313202059706	
111	Terminal Packing (For Comp.)	313202059807	313202059807	
187	Clamp No. 1219	313361271706	313361271706	
196-1	Clamp SKB-3M	312300787605	312300787605	
232	Joint Pipe	9365312032	9365312032	
259	Muffler	313755083903	9350605002	
271	Rubber (4-Way Valve)	313728251908	313728251908	
300	Suction Pipe-C	9350358014	313986157307	
324	Muffler Cushion-B	-----	313584295407	
330	Inlet Pipe-A Assy	9366859017	-----	
331	Suction Pipe-D	9350359011	313986353502	
332	Suction Pipe-E	9301296013	9350600007	
333	Accumulator	9350363018	313986117201	
334	Suction Pipe-B	9351591014	9350599004	
335	Insulation (Accumulator)	313681188608	313681188608	
338	Motor Fixture Metal	313029297108	313029297108	
343	Solenoid	9900165017	9900165017	
344	4-Way Valve	9970036019	9970036019	
348	Outlet Pipe (Cond. ) Assy	-----	9365391051	
348-1	Outlet Pipe-B	9365391020	-----	
348-2	Outlet Pipe-A	9365391075	-----	
360	4-Way Valve Band	313986251802	313986251802	
361	Accumulator Support Assy	313986353804	313986353804	
519	Restrictor Valve Assy	9365392034	9365392041	
620	Inlet Pipe (Cond. ) Assy	-----	9363796025	
646	Compressor Cover-B	313986355101	313986355101	
717	Center Plate	9350216017	9350216017	
718	Discharge Pipe-C	-----	9350603008	
751	Bracket (Muffler) Assy	-----	9350612000	
815	Terminal-5P	9356497021	9356497021	
867	Accumulator Holder Rubber	9354022027	9354022010	
910	Strainer-B	9365099018	-----	
922	Muffler Rubber	-----	9354014008	



## OUTDOOR UNIT

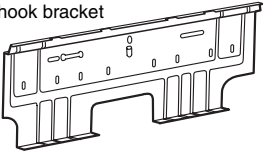
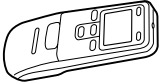

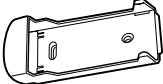


Ref. No.	Description	Part No.	Ord.
		AOG30AVAL	Qty
2	Fan Cover	9371187013	
4	Emblem-Rear "GENERAL"	313791088308	
5	Cabinet-A, Painted	9359797029	
8	Wire Assy (Shield)-D	9359904021	
9	Cabinet-B, Painted	9359798026	
12	Base Assy, Painted	9359812029	
13-1	3-Way Valve (5/8)	9360157003	
13-2	Packed Valve (3-8)	9360150004	
15	Dryer	9368111014	
16	Condenser Assy	9360280015	
18-1	Suction Pipe-A	9360487001	
26	Compressor Cover-A	9353088000	
29	Separate Wall	9359804017	
32	Control Box Metal	9359839019	
34	Capacitor (Fan Motor)	9357965024	
37	Running Capacitor	9703107078	
38	Capacitor Clamp Metal	9360610010	
39	Propeller Fan	9359837015	
41	Fan Motor Assy-Out	9600832011	
45-1	Motor Bracket-Top	9359801016	
45-2	Motor Bracket	9359803010	
46	Compressor Assy	9360613011	
55	Special Nut M8	313252257701	
64	Cabinet Left	9359840022	
82	Check Joint Assy	9360762009	
83	Check Joint Bracket	9359807018	
84	Valve Cover	9359817017	
85	Valve Fixing Plate	9359806011	
107	Rubber Seat-A (For Comp.)	313102081406	
108	Sleeve-A (For Comp.)	313696081700	
109	Terminal Cover (For Comp.)	9352456022	
111	Terminal Packing (For Comp.)	9352456039	
178-2	Capillary Holder Rubber	313394274808	
187	Clamp No. 1219	313361271706	
218-3	Power Relay	9900074012	
259	Muffler	313755083903	
348	Outlet Pipe (Cond.) Assy	9360171009	
349	Outlet Pipe-E	9360174000	
407	Clamp (Cable) No. 1259	313739340109	
450	Discharge Pipe-A	9360166005	
477	Bell-Mouth	9359809012	
527	Protection Net	9359844013	
549	Thermostat-Outdoor	9352553004	
620	Inlet Pipe (Cond. ) Assy	9360167002	
646	Compressor Cover-B	9353368003	
653-1	Bolt (Fan Motor Fixing)	0700156014	
734	Cabinet Top Plate, Panel	9359799023	
744	Clamp (Condenser)	313166374106	
812	Grip	9352157004	
815-3	Terminal-8P	9358660119	
817	Thermostat Fixture	9352164019	
823-2	Fuse Holder	0500063024	
824-4	Fuse	0600222529	
983	Thermostat Cover	9358274002	
989-1	Cord Clamp-A	9359822011	
989-2	Cord Clamp-B	9359823018	

Ref. No.	Description	Part No.	Ord.
		AOG30RVAL	Qty
2	Fan Cover	9371187013	
4	Emblem-Rear "GENERAL"	313791088308	
5	Cabinet-A, Painted	9359797029	
8	Wire Assy (Shield)-D	9359904021	
9	Cabinet-B, Painted	9359798026	
12	Base Assy, Painted	9359812029	
13-1	3-Way Valve (5/8)	9360157003	
13-2	Packed Valve (3-8)	9360150004	
15	Dryer	9368111014	
16	Condenser Assy	9360280015	
18-1	Suction Pipe-A	9360152008	
26	Compressor Cover-A	9362501002	
29	Separate Wall	9359804017	
32	Control Box Metal	9359839019	
34	Capacitor (Fan Motor)	9357965024	
37	Running Capacitor	9703107078	
38	Capacitor Clamp Metal	9360610010	
39	Propeller Fan	9359837015	
41	Fan Motor Assy-Out	9600832011	
45-1	Motor Bracket-Top	9359801016	
45-2	Motor Bracket	9359803010	
46	Compressor Assy	9360613011	
55	Special Nut M8	313252257701	
64	Cabinet Left	9359840022	
82	Check Joint Assy	9360771001	
83	Check Joint Bracket	9359807018	
84	Valve Cover	9359817017	
85	Valve Fixing Plate	9359806011	
88	Restrictor Valve	9360146007	
107	Rubber Seat-A (For Comp.)	313102081406	
108	Sleeve-A (For Comp. )	313696081700	
109	Terminal Cover (For Comp.)	9352456022	
111	Terminal Packing (For Comp.)	9352456039	
128-1	Rubber (Discharge Pipe)	313155086308	
178-2	Capillary Holder Rubber	313394274808	
187	Clamp No. 1219	313361271706	
218-2	Power Relay	9900008017	
259	Muffler	313755083903	
272	Strainer	9360147011	
333	Accumulator	9366439004	
343	Solenoid	9360538017	
344	4-Way Valve	9360195005	
348	Outlet Pipe (Cond. ) Assy	9360131003	
351	Outlet Pipe-F	9360158000	
361	Accumulator Support Assy	9359843016	
407	Clamp (Cable) No. 1259	313739340109	
450	Discharge Pipe-A	9360124005	
477	Bell-Mouth	9359809012	
527	Protection Net	9359844013	
620	Inlet Pipe (Cond. ) Assy	9360126009	
646	Compressor Cover-B	9353368003	
652-1	Thermistor Holder Pipe	313806262805	
653-1	Bolt (Fan Motor Fixing)	0700156014	
734	Cabinet Top Plate, Panel	9359799023	
744	Clamp (Condenser)	313166374106	
790	Belt Heater	9361140035	
812	Grip	9352157004	
815-3	Terminal-8P	9358660119	
823-2	Fuse Holder	0500063024	
824-4	Fuse	0600222529	
867	Accumulator Holder Rubber	9354022010	
989-1	Cord Clamp-A	9359822011	
989-2	Cord Clamp-B	9359823018	

# STANDARD ACCESSORIES





## INDOOR UNIT ACCESSORIES

**Models : ASG18ABA-W, ASG18RBA-W  
ASG24ABA-W, ASG24RBA-W  
ASG30ABA-W, ASG30RBA-W  
ASG24ABB-W**

Name and Shape	Part No.
Wall hook bracket 	9368579005
Remote control unit 	18A, 24A, 30A model 9371190020 (AR-JW2)  18R, 24R, 30R model 9371190013 (AR-JW1)
Battery (penlight) 	0600185534
Remote control unit holder 	9305642014
Tapping screw (big) (φ 4 x 20) 	301141164200
Tapping screw (small) (φ 3 x 12) 	301141533125




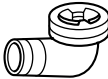

## OUTDOOR UNIT ACCESSORIES (18,000 • 24,000BTU model)

**Models : AOG18ANE, AOG18RMEL  
AOG18RNEL, AOG24AME  
AOG24RMEL, AOG24RNAL**

Name and Shape	Part No.
Hexagon wrench 	9351228019
Drain pipe 	313728031005 [Heat & cool model (Reverse cycle) only]
Flexible tube 	313013042915 [Heat & cool model (Reverse cycle) only]
Drain cap 	313166024302 [Heat & cool model (Reverse cycle) only]

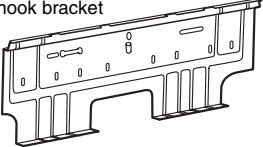
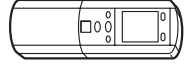


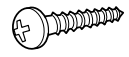

## OUTDOOR UNIT ACCESSORIES (30,000 BTU model)

**Models : AOG30AMAL  
AOG30RMAL**

Name and Shape	Part No.
Hexagon wrench 	9351228019
Cable clip 	313739340109
Tapping screw 	301463040100
Drain pipe 	9303029015 [Heat & cool model (Reverse cycle) only]
Drain cap 	313166024302 [Heat & cool model (Reverse cycle) only]





**INDOOR UNIT ACCESSORIES**

**Models : ASG18AGF-W, ASG18RGF-W  
ASG24AGF-W, ASG24RGF-W  
ASG30AGF-W, ASG30RGF-W**

Name and Shape	Part No.
Wall hook bracket 	9368579005
Remote control unit 	18A, 24A, 30A model 9359913023 (AR-DL-2) 18R, 24R, 30R model 9359913016 (AR-DL-1)
Battery (penlight) 	0600185534
Remote control unit holder 	9359955016
Tapping screw (big) (φ 4 x 20) 	301141164200
Tapping screw (small) (φ 3 x 12) 	301141533125




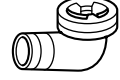

**OUTDOOR UNIT ACCESSORIES  
(18,000 • 24,000BTU model)**

**Models : AOG18AZE, AOG18RZEL  
AOG24ABE, AOG24RZEL**

Name and Shape	Part No.
Hexagon wrench 	9351228019
Drain pipe 	313728031005 [Heat & cool model (Reverse cycle) only]
Flexible tube 	313013042915 [Heat & cool model (Reverse cycle) only]
Drain cap 	313166024302 [Heat & cool model (Reverse cycle) only]

**OUTDOOR UNIT ACCESSORIES  
(30,000 BTU model)**

**Models : AOG30AVAL  
AOG30RVAL**

Name and Shape	Part No.
Hexagon wrench 	9351228019
Cable clip 	313739340109
Tapping screw 	301463040100
Drain pipe 	9303029015 [Heat & cool model (Reverse cycle) only]
Drain cap 	313166024302 [Heat & cool model (Reverse cycle) only]

# ERROR CODE

AO\_25RNAL Series Error/Protection LED Indication

	Indication	LED 1	LED 2	Priority
Error Indication	Model Number Error	0.1s ON / 0.1s OFF Blink	0.1s ON / 0.1s OFF Blink	1
	Reverse Phase Wiring Protection Error	1 time Blink	Continuous ON	2
	EEPROM Erase Error	0.1s ON / 0.1s OFF Blink	0.1s ON / 0.1s OFF Blink	3
	EEPROM Access Error	0.1s ON / 0.1s OFF Blink	0.1s ON / 0.1s OFF Blink	4
	Exhaust Temp. Thermistor Error	2 times Blink	Continuous ON	5
	Pipe Temp. Thermistor Error	3 times Blink	Continuous ON	6
	Outdoor Temp. Thermistor Error	4 times Blink	Continuous ON	7
	Serial Communication Error	5 times Blink	Continuous ON	8
	Indoor Unit Error	6 times Blink	Continuous ON	9
	Exhaust Temp. Error	7 times Blink	Continuous ON	10
	High Pressure SW Error (at Start up)	8 times Blink	Continuous ON	11
	High Pressure Error	8 times Blink	Continuous ON	12
Protection Indication	Overload Protection	1 time Blink	Continuous OFF	13
	Icing Protection	2 times Blink	Continuous OFF	14
	Defrosting	3 times Blink	Continuous OFF	15
	Exhaust Temp Protection (24 hours)	4 times Blink	Continuous OFF	16
	High Pressure Protection (24 hours)	5 times Blink	Continuous OFF	17

Note : If multiple errors are occurred, higher priority error will be indicated.

