



**SPLIT TYPE  
ROOM AIR CONDITIONER  
WALL MOUNTED type**

**SERVICE  
MANUAL**

<b>Models</b>	<b>Indoor unit</b>	<b>Outdoor unit</b>
	ASG18ABA-W	AOG18ANE
	ASG18RBA-W	AOG18RMEL
	ASG24ABA-W	AOG24AME
	ASG24RBA-W	AOG24RMEL
	ASG30ABA-W	AOG30AMAL
	ASG30RBA-W	AOG30RMAL
	ASG18AGF-W	AOG18AZE
	ASG18RGF-W	AOG18RZEL
	ASG24AGF-W	AOG24ABE
	ASG24RGF-W	AOG24RZEL
	ASG30AGF-W	AOG30AVAL
	ASG30RGF-W	AOG30RVAL
	ASG24ABB-W	AOG24ABE

**C O N T E N T S**

SPECIFICATIONS ..... 1  
 OUTLINE AND DIMENSIONS ..... 4  
 REFRIGERANT SYSTEM DIAGRAM ..... 5  
 ERROR CONTENTS ..... 11  
 CIRCUIT DIAGRAM ..... 12  
 INDOOR PRINTED CIRCUIT BOARD CIRCUIT DIAGRAM .... 20  
 P.C. BOARD LAYOUTS ..... 24  
 DISASSEMBLY ILLUSTRATION ..... 26  
 PARTS LIST ..... 54

# S P E C I F I C A T I O N S

TYPE		COOL	COOL & HEAT	COOL	COOL & HEAT	COOL	COOL & HEAT
INDOOR UNIT		ASG18ABA-W	ASG18RBA-W	ASG24ABA-W	ASG24RBA-W	ASG30ABA-W	ASG30RBA-W
OUTDOOR UNIT		AOG18ANE	AOG18RMEL	AOG24AME	AOG24RMEL	AOG30AMAL	AOG30RMAL
COOLING CAPACITY	(kW)	5.30 - 5.40	5.30 - 5.40	6.80 - 6.90	6.80 - 6.90	8.05 - 8.20	7.80 - 8.00
HEATING CAPACITY		—	5.50 - 5.60	—	7.70 - 7.80	—	8.55 - 8.80

## ELECTRICAL DATA

POWER SOURCE	(V)	220 - 240						
FREQUENCY	(Hz)	50						
RUNNING CURRENT	(A)	COOLING	8.4 - 8.0	8.8 - 8.5	12.2 - 11.3	11.9 - 11.1	13.8 - 13.7	13.7 - 13.5
		HEATING	—	7.8 - 7.7	—	12.1 - 11.4	—	14.5 - 14.4
INPUT WATTS	(kW)	COOLING	1.84 - 1.89	1.89 - 1.98	2.61 - 2.65	2.60 - 2.65	2.96 - 3.08	2.93 - 3.05
		HEATING	—	1.70 - 1.80	—	2.64 - 2.72	—	3.13 - 3.25
E.E.R.	(kW/kW)	COOLING	2.88 - 2.86	2.80 - 2.73	2.61 - 2.60	2.62 - 2.60	2.72 - 2.66	2.66 - 2.62
		HEATING	—	3.24 - 3.11	—	2.92 - 2.87	—	2.73 - 2.71
MOISTURE REMOVAL	(ℓ/hr)	2.0			2.5		3.5	
AIR CIRCULATION-Hi	(m <sup>3</sup> /hr)	900			1,000		1,100	
REFRIGERANT	R-22 (g)	1,400	1,900	1,850	2,200	2,300	2,450	

## COMPRESSOR

TYPE	Hermetic type, Deposit electrode condenser, 2 poles, Single phase, Induction motor			
CODE	2JS318D5BA02	PH33VTTT	NH44VNBT	NH52VNHT

## FAN MOTOR

POWER SOURCE	(V)	220 - 240					
INDOOR UNIT	TYPE	MFA-30HTT					
	HI-SPEED (r.p.m.)	1,080		1,190		1,320	
	MED-SPEED (r.p.m.)	940		1,030		1,220	
	LO-SPEED (r.p.m.)	810		900		1,030	
OUTDOOR UNIT	TYPE	MFB-247FBT	MFB-252TAT	MFB-247FBT	MFB-252TAT	MFB-30DFT	
	(r.p.m.)	735				730	

## DIMENSIONS

INDOOR UNIT	H x W x D	320 x 1,120 x 220	
OUTDOOR UNIT	(mm)	643 x 840 x 336	900 x 900 x 350

## WEIGHT

INDOOR UNIT	GROSS / NET	22 / 16					
OUTDOOR UNIT	(kg)	67 / 59	76 / 68	73 / 65	77 / 69	91 / 79	92 / 80

## REFRIGERANT CHARGE

MODELS	PIPE LENGTH	5 m	7.5 m	10 m	15 m	20 m	25 m	30 m	Additional refrigerant
		(16 ft)	(25 ft)	(33 ft)	(49 ft)	(66 ft)	(82 ft)	(98 ft)	
FULL CHARGE AMOUNT	ASG18ABA-W	1,400 g (49.4 oz)	1,450 g (51.1 oz)	1,550 g (54.7 oz)	1,650 g (58.2 oz)	—		—	20 g (0.71 oz)/3.3 ft (1 m) (over 7.5 m)
	ASG18RBA-W	1,900 g (67.0 oz)	2,000 g (70.5 oz)	2,200 g (77.6 oz)	2,400 g (84.7 oz)	—		—	40 g (1.41 oz)/3.3 ft (1 m) (over 7.5 m)
	ASG24ABA-W	1,850 g (65.3 oz)	1,900 g (67.0 oz)	2,000 g (70.5 oz)	2,100 g (74.1 oz)	—		—	20 g (0.71 oz)/3.3 ft (1 m) (over 7.5 m)
	ASG24RBA-W	2,200 g (77.6 oz)	2,300 g (81.1 oz)	2,500 g (88.2 oz)	2,700 g (95.2 oz)	—		—	40 g (1.41 oz)/3.3 ft (1 m) (over 7.5 m)
	ASG30ABA-W	2,300 g (81.1 oz)	2,350 g (82.9 oz)	2,450 g (86.4 oz)	2,550 g (89.9 oz)	2,650 g (93.5 oz)	2,750 g (97.0 oz)	—	20 g (0.71 oz)/3.3 ft (1 m) (over 7.5 m)
	ASG30RBA-W	2,450 g (86.4 oz)	2,550 g (89.9 oz)	2,750 g (97.0 oz)	2,950 g (104.1 oz)	3,150 g (111.1 oz)	—	—	40 g (1.41 oz)/3.3 ft (1 m) (over 7.5 m)

TYPE		COOL	COOL & HEAT	COOL	COOL & HEAT	COOL	COOL & HEAT
INDOOR UNIT		ASG18AGF-W	ASG18RGF-W	ASG24AGF-W	ASG24RGF-W	ASG30AGF-W	ASG30RGF-W
OUTDOOR UNIT		AOG18AZE	AOG18RZEL	AOG24ABE	AOG24RZEL	AOG30AVAL	AOG30RVAL
COOLING CAPACITY	(kW)	5.30 - 5.40	5.30 - 5.40	6.80 - 6.90	6.80 - 6.90	8.05 - 8.20	7.80 - 8.00
HEATING CAPACITY		—	5.50 - 5.60	—	7.70 - 7.80	—	8.55 - 8.80

### ELECTRICAL DATA

POWER SOURCE	(V)	220 - 240						
FREQUENCY	(Hz)	50						
RUNNING CURRENT	(A)	COOLING	9.8 - 9.4	10.6 - 10.2	12.0 - 12.3	12.6 - 12.8	14.9 - 15.5	14.6 - 15.3
		HEATING	—	9.2 - 9.3	—	12.0 - 12.3	—	13.7 - 14.8
INPUT WATTS	(kW)	COOLING	2.12 - 2.18	2.20 - 2.23	2.53 - 2.62	2.65 - 2.74	3.70 - 3.20	3.07 - 3.19
		HEATING	—	1.89 - 1.94	—	2.51 - 2.60	—	2.85 - 2.96
E.E.R.	(kW/kW)	COOLING	2.50 - 2.48	2.41 - 2.42	2.69 - 2.63	2.57 - 2.52	2.62 - 2.56	2.54 - 2.51
		HEATING	—	2.91 - 2.89	—	3.07 - 3.00	—	3.00 - 2.97
MOISTURE REMOVAL	(ℓ/hr)	2.0			2.5		3.0	
AIR CIRCULATION-Hi	(m <sup>3</sup> /hr)	900			1,000		1,100	
REFRIGERANT	R-22 (g)	1,300	1,900	1,950	2,050	2,350	2,450	

### COMPRESSOR

TYPE	Hermetic type, Deposit electrode condenser, 2 poles, Single phase, Induction motor			
CODE	AWG5524EXC-4	H23B30QABKA	AWG5532EXC-4	H23A42QABKA

### FAN MOTOR

POWER SOURCE	(V)	220 - 240					
INDOOR UNIT	TYPE	MFA-30HTT					
	HI-SPEED (r.p.m.)	1,080		1,190		1,320	
	MED-SPEED (r.p.m.)	940		1,030		1,220	
	LO-SPEED (r.p.m.)	810		900		1,030	
OUTDOOR UNIT	TYPE	MFB-247FBT	MFB-252TAT	MFB-247FBT	MFB-252TAT	MFB-30DFT	
	(r.p.m.)	735				730	

### DIMENSIONS

INDOOR UNIT	H x W x D	320 x 1,120 x 220	
OUTDOOR UNIT	(mm)	643 x 840 x 336	900 x 900 x 350

### WEIGHT

INDOOR UNIT	GROSS / NET	22 / 16					
OUTDOOR UNIT	(kg)	74 / 66	76 / 68	75 / 67	76 / 68	96 / 84	97 / 85

### REFRIGERANT CHARGE

MODELS	PIPE LENGTH	7.5 m	10 m	15 m	20 m	25 m	30 m	Additional refrigerant
		(25 ft)	(33 ft)	(49 ft)	(66 ft)	(82 ft)	(98 ft)	
FULL CHARGE AMOUNT	ASG18AGF-W	1,300 g (45.9 oz)	1,350 g (47.6 oz)	1,450 g (51.1 oz)	1,550 g (54.7 oz)	—		20 g (0.71 oz)/3.3 ft (1 m) (over 7.5 m)
	ASG18RGF-W	1,900 g (67.0 oz)	2,000 g (70.5 oz)	2,200 g (77.6 oz)	2,400 g (84.7 oz)	—		40 g (1.41 oz)/3.3 ft (1 m) (over 7.5 m)
	ASG24AGF-W	1,950 g (68.8 oz)	2,000 g (70.5 oz)	2,100 g (74.1 oz)	2,200 g (77.6 oz)	—		20 g (0.71 oz)/3.3 ft (1 m) (over 7.5 m)
	ASG24RGF-W	2,050 g (72.3 oz)	2,150 g (75.8 oz)	2,350 g (82.9 oz)	2,550 g (89.9 oz)	—		40 g (1.41 oz)/3.3 ft (1 m) (over 7.5 m)
	ASG30AGF-W	2,350 g (82.9 oz)	2,400 g (84.7 oz)	2,500 g (88.2 oz)	2,600 g (91.7 oz)	2,700 g (95.2 oz)	2,800 g (98.8 oz)	20 g (0.71 oz)/3.3 ft (1 m) (over 7.5 m)
	ASG30RGF-W	2,450 g (86.4 oz)	2,550 g (89.9 oz)	2,750 g (97.0 oz)	2,950 g (104.1 oz)	3,150 g (111.1 oz)	—	40 g (1.41 oz)/3.3 ft (1 m) (over 7.5 m)

TYPE	COOL	
INDOOR UNIT	ASG24ABB-W	
OUTDOOR UNIT	AOG24ABE	
COOLING CAPACITY	(kW)	6.80 - 6.90

#### ELECTRICAL DATA

POWER SOURCE	(V)	220 - 240
FREQUENCY	(Hz)	50
RUNNING CURRENT	(A)	12.0 - 12.3
INPUT WATTS	(kW)	2.53 - 2.62
E.E.R.	(kW/kW)	2.69 - 2.63
MOISTURE REMOVAL	(ℓ/hr)	2.5
AIR CIRCULATION-Hi	(m <sup>3</sup> /hr)	1,000
REFRIGERANT	R-22 (g)	1,950

#### COMPRESSOR

TYPE	Hermetic type, Deposit electrode condenser, 2 poles, Single phase, Induction motor
CODE	H23B30QABKA

#### FAFAN MOTOR

POWER SOURCE	(V)	220 - 240
INDOOR UNIT	TYPE	MFA-30HTT
	HI-SPEED (r.p.m.)	1,190
	MED-SPEED (r.p.m.)	1,030
	LO-SPEED (r.p.m.)	900
OUTDOOR UNIT	TYPE	MFB-247FBT
	(r.p.m.)	735

#### DIMENSIONS

INDOOR UNIT	H x W x D (mm)	320 x 1,120 x 220
OUTDOOR UNIT		643 x 840 x 336

#### WEIGHT

INDOOR UNIT	GROSS / NET (kg)	22 / 16
OUTDOOR UNIT		73 / 65

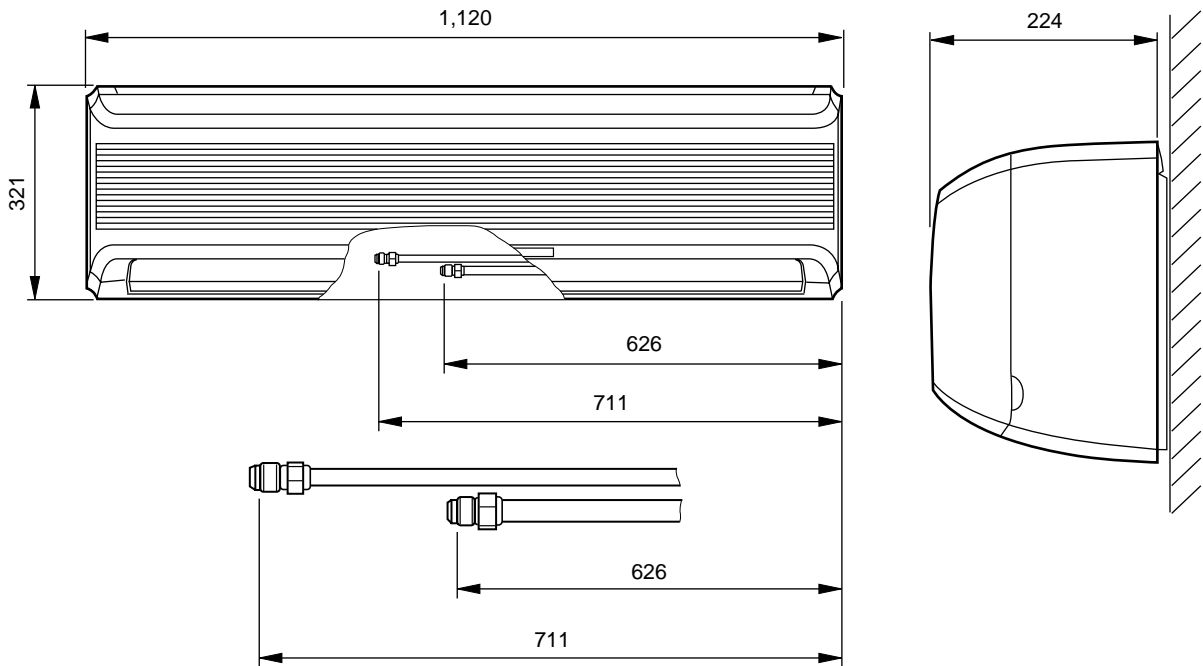
#### REFRIGERANT CHARGE

MODEL		PIPE LENGTH					Additional refrigerant
		5 m (16 ft)	7.5 m (25 ft)	10 m (33 ft)	15 m (49 ft)	20 m (66 ft)	
FULL CHARGE AMOUNT	ASG24ABB-W	1,950 g (68.8 oz)		2,000 g (70.5 oz)	2,100 g (74.1 oz)	2,200 g (77.6 oz)	20 g (0.71 oz) / 3.3 ft (1 m) (over 7.5 m)

# OUTLINE AND DIMENSIONS

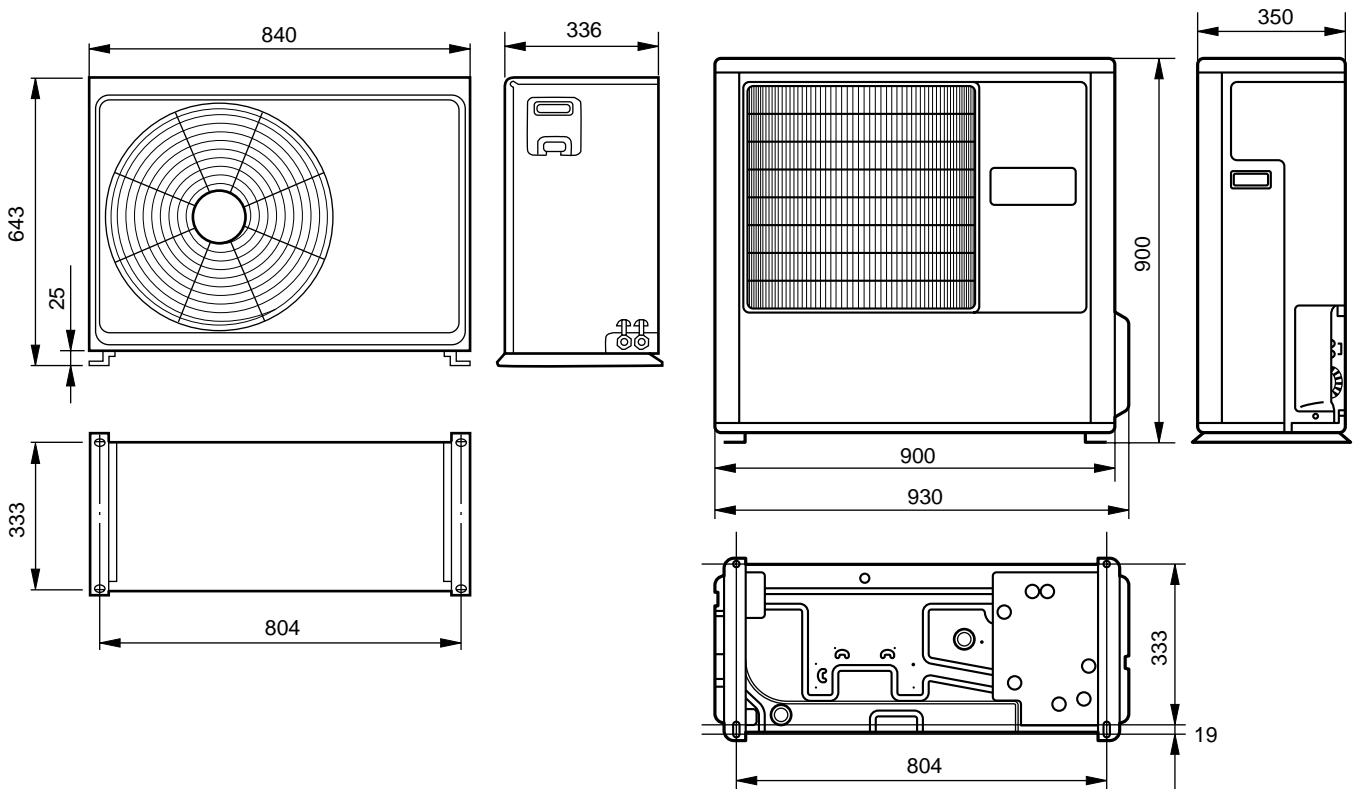
Unit : mm

Models : ASG18ABA-W, ASG18RBA-W ASG18AGF-W, ASG18RGF-W ASG24ABB-W  
 ASG24ABA-W, ASG24RBA-W ASG24AGF-W, ASG24RGF-W  
 ASG30ABA-W, ASG30RBA-W ASG30AGF-W, ASG30RGF-W



Models : AOG18ANE, AOG18RMEL  
 AOG24AME, AOG24RMEL  
 AOG18AZE, AOG18RZEL  
 AOG24ABE, AOG24RZEL

Models : AOG30AMAL  
 AOG30RMAL  
 AOG30AVAL  
 AOG30RVAL



# E R R O R   C O N T E N T S

● Error

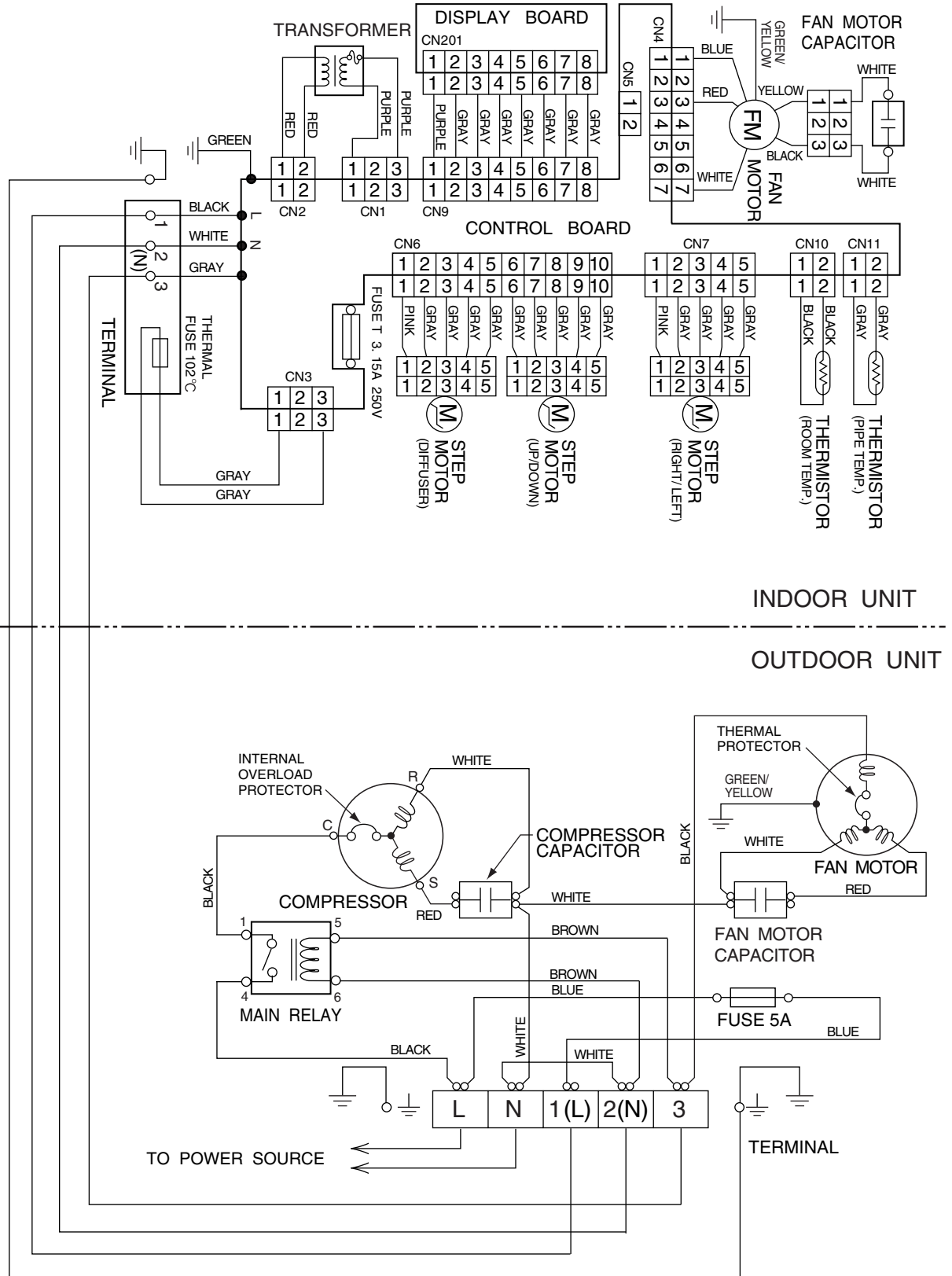
The OPERATION, TIMER and SWING lamps operate as follows according to the error contents.

○ : Fast flashing      ● : Slow flashing      – : Off

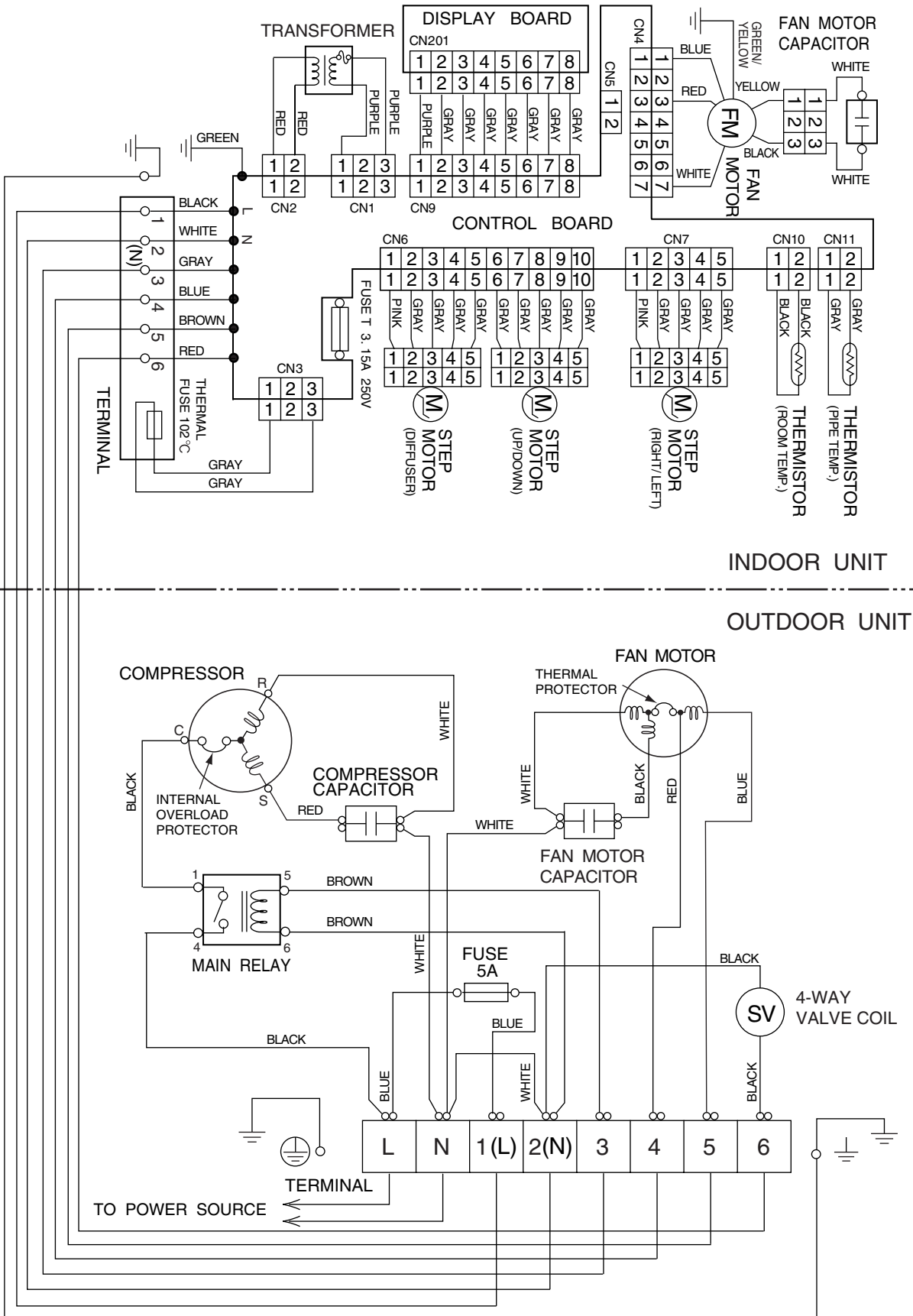
Error contents	Error display		
	OPERATION (RED)	TIMER (GREEN)	SWING (ORANGE)
Indoor unit circuit board error	○	○	–
Indoor unit room temperature sensor wire opened	2 times ●	○	–
Indoor unit room temperature sensor wire short circuited	2 times ●	○	○
Indoor unit piping sensor wire opened	3 times ●	○	–
Indoor unit piping sensor wire short circuited	3 times ●	○	○
Indoor unit fan error	6 times ●	○	–

# CIRCUIT DIAGRAM

**Models : ASG18ABA-W / AOG18ANE  
ASG24ABA-W / AOG24AME**

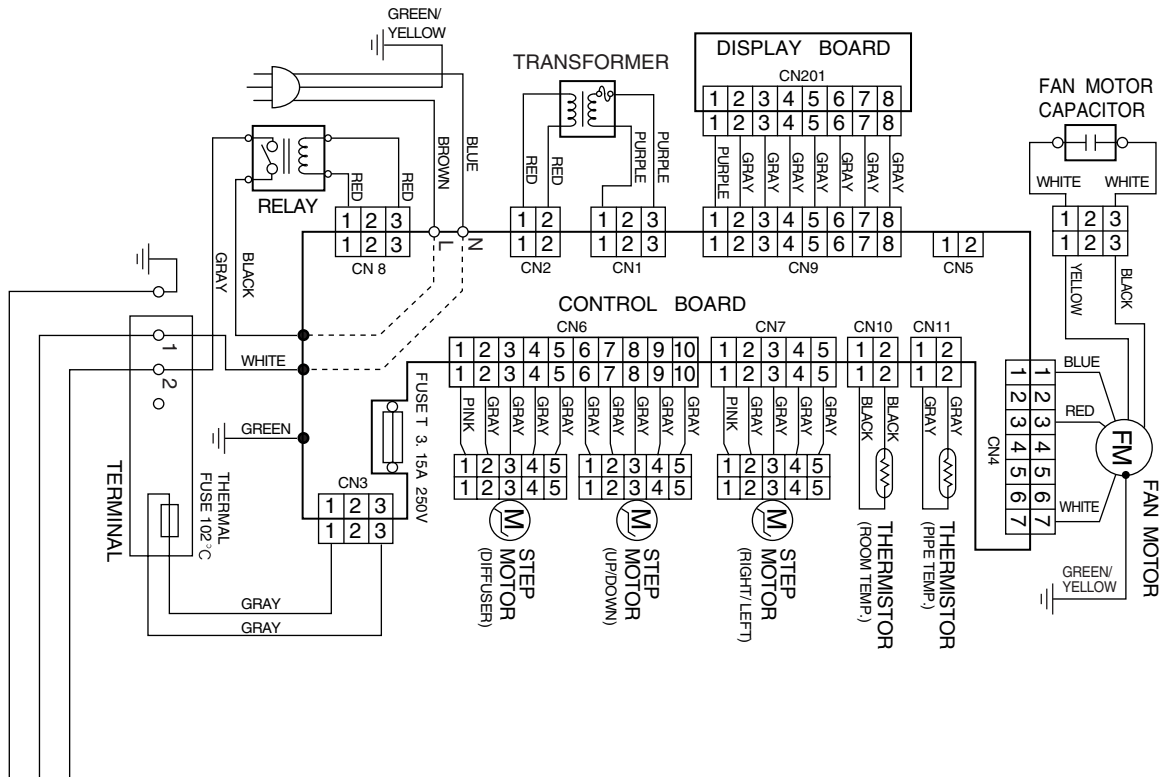


**Models : ASG18RBA-W / AOG18RMEL  
ASG24RBA-W / AOG24RMEL**



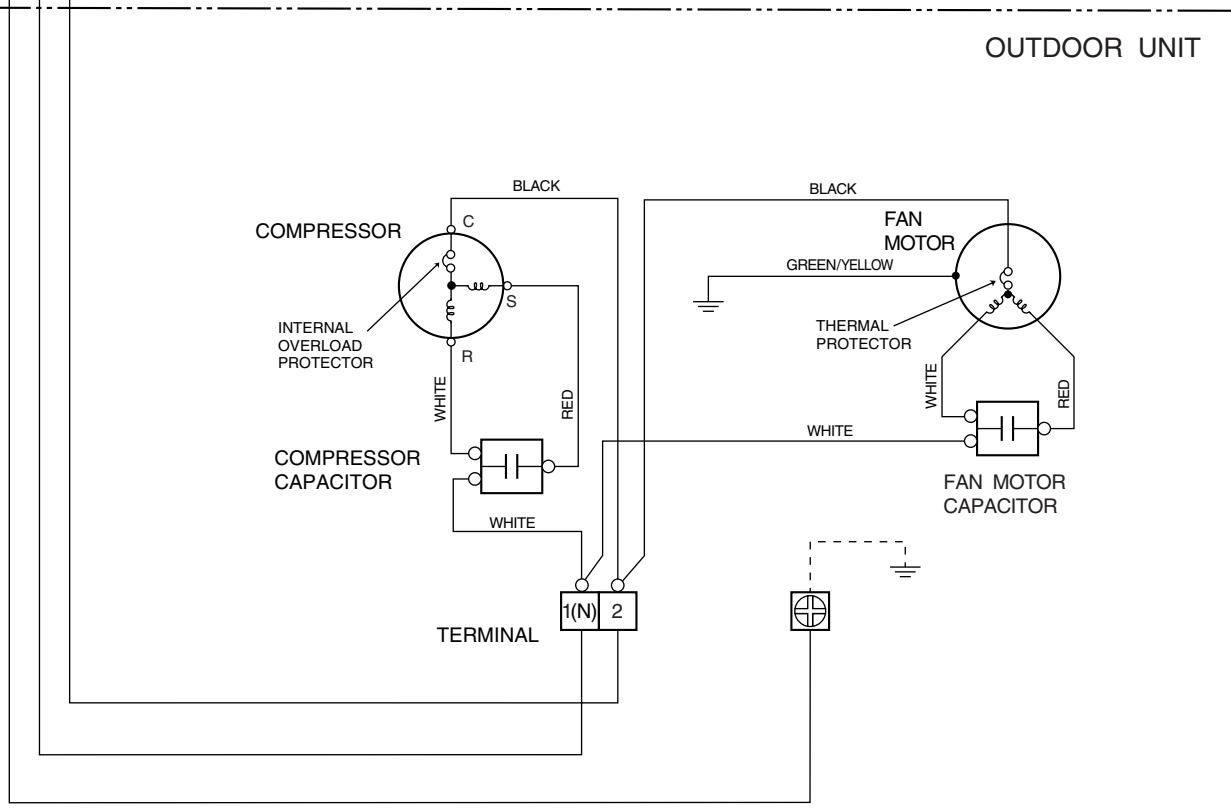


Models : ASG18AGF-W / AOG18AZE  
 ASG24AGF-W / AOG24ABE  
 ASG24ABB-W / AOG24ABE

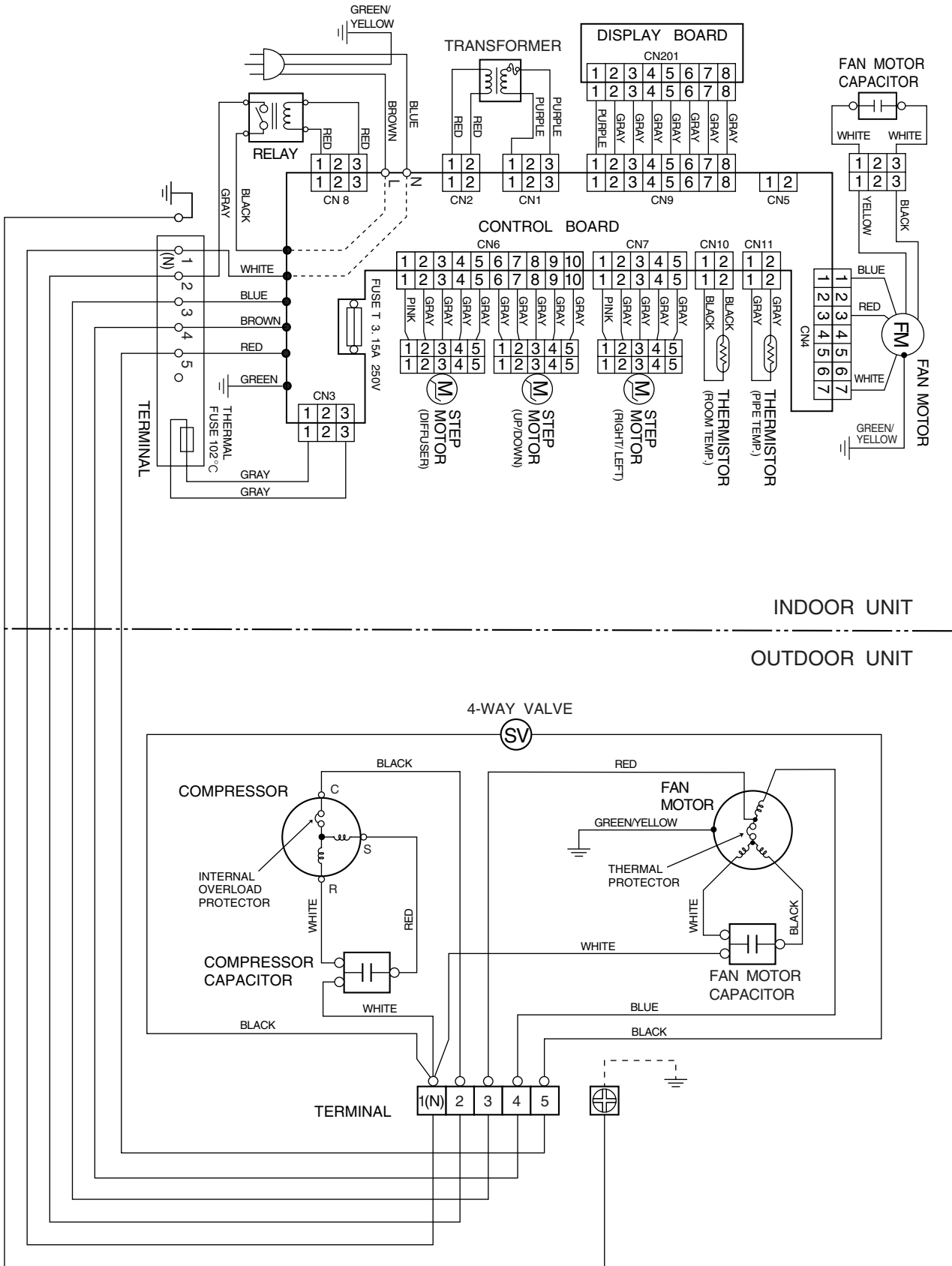


INDOOR UNIT

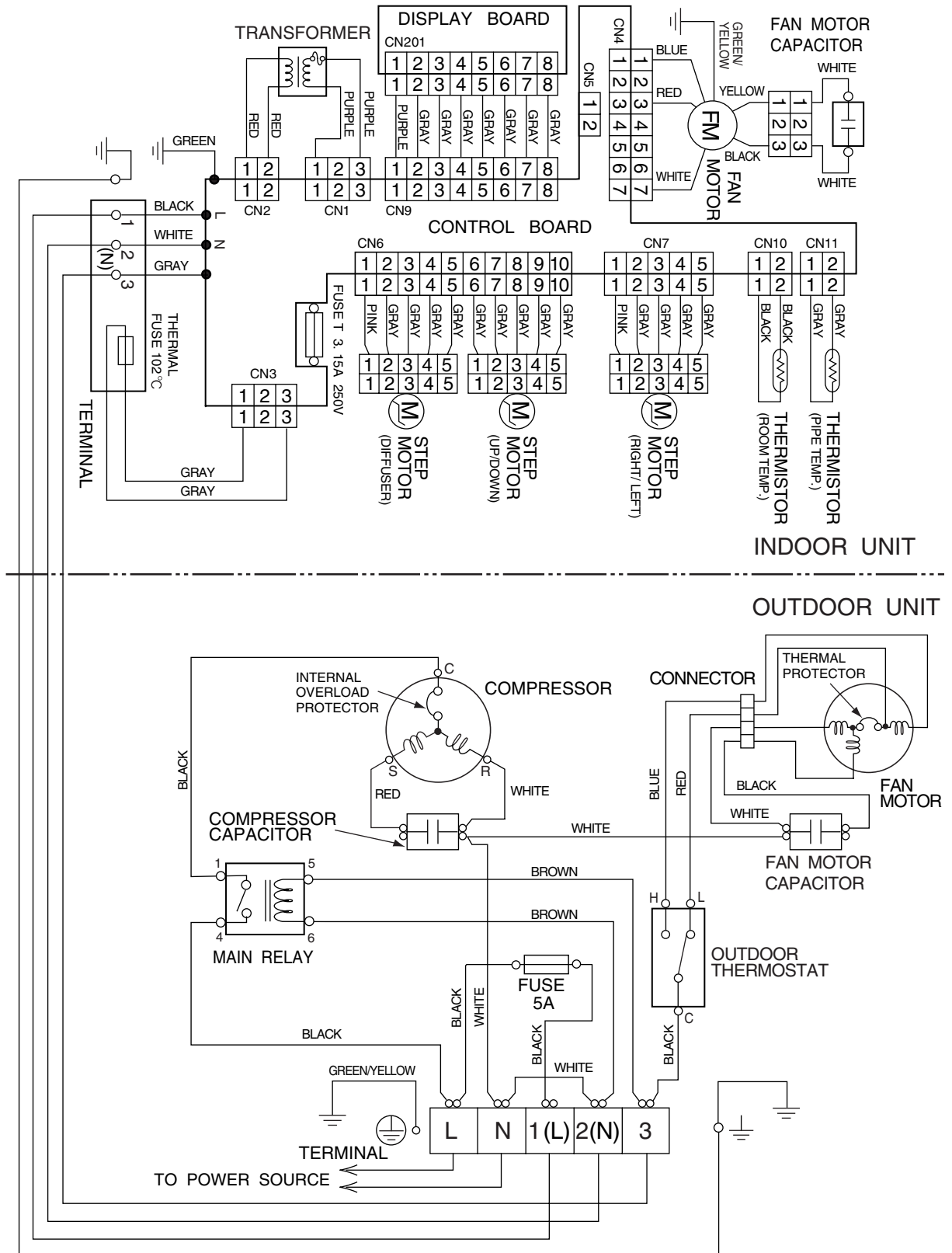
OUTDOOR UNIT



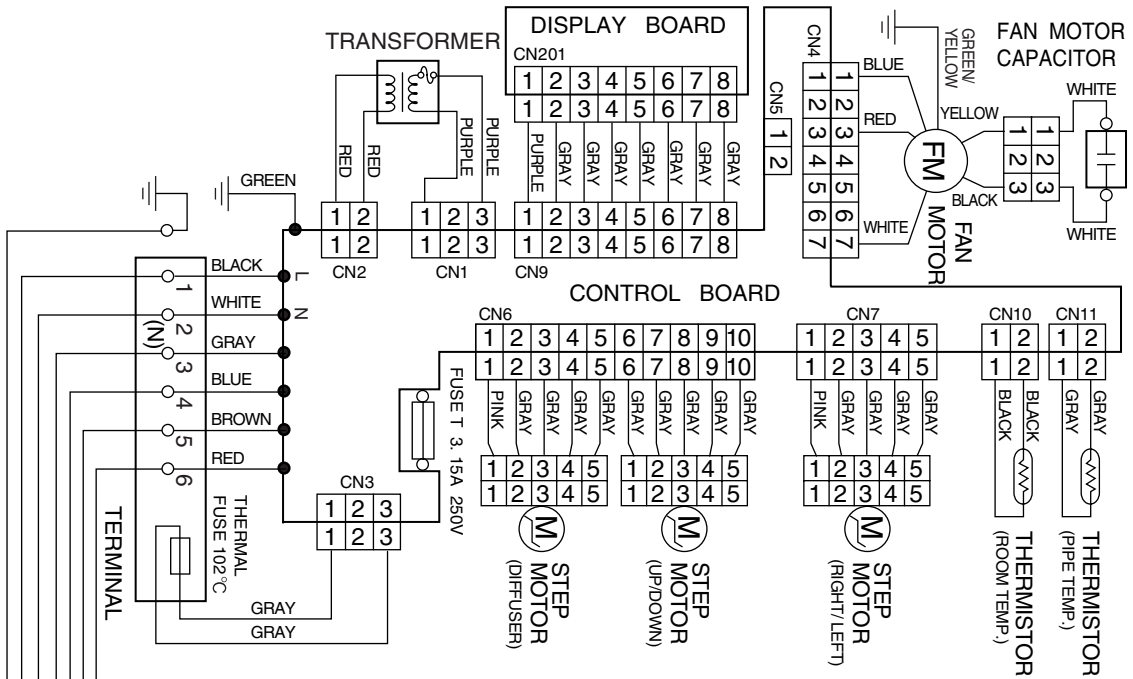
**Models : ASG18RGF-W / AOG18RZEL  
ASG24RGF-W / AOG24RZEL**



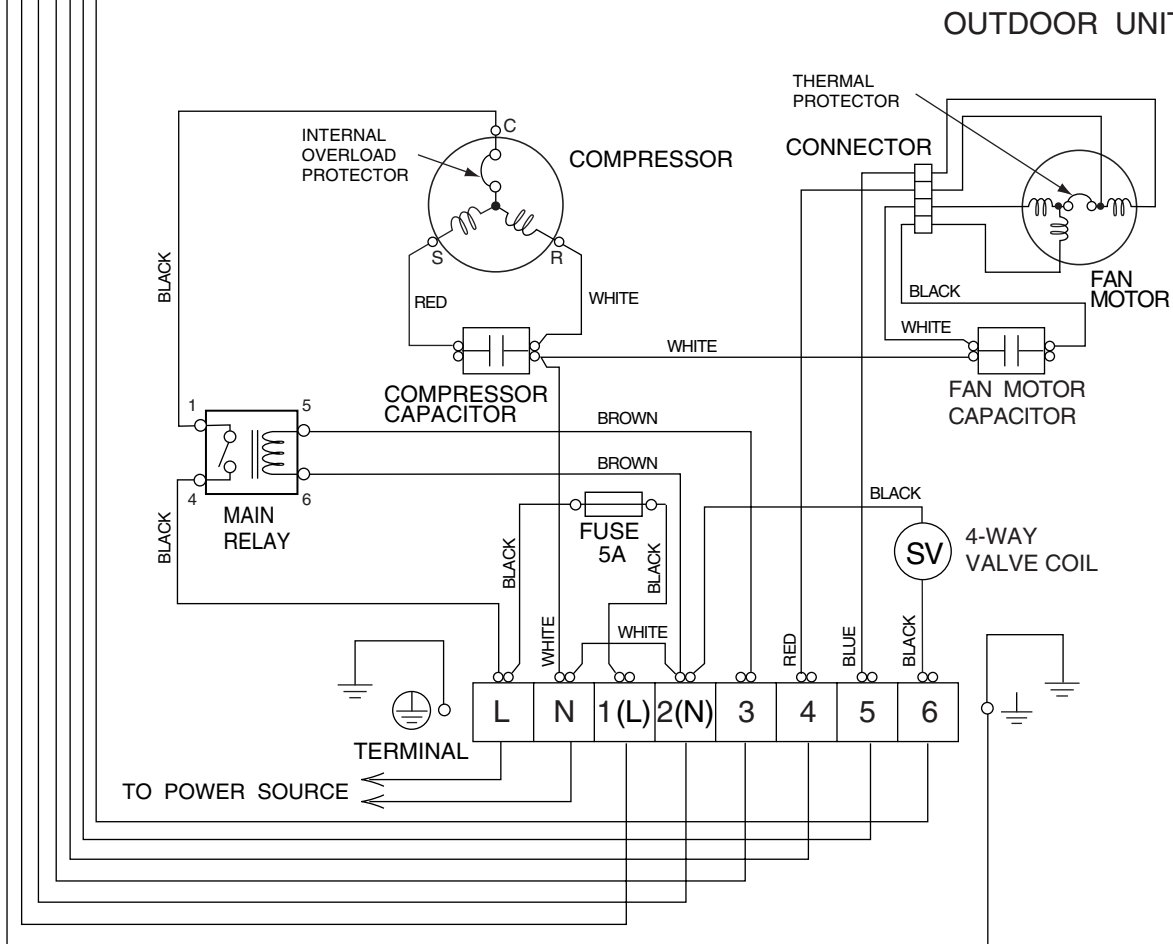
**Models : ASG30ABA-W / AOG30AMAL**



**Models : ASG30RBA-W / AOG30RMAL**

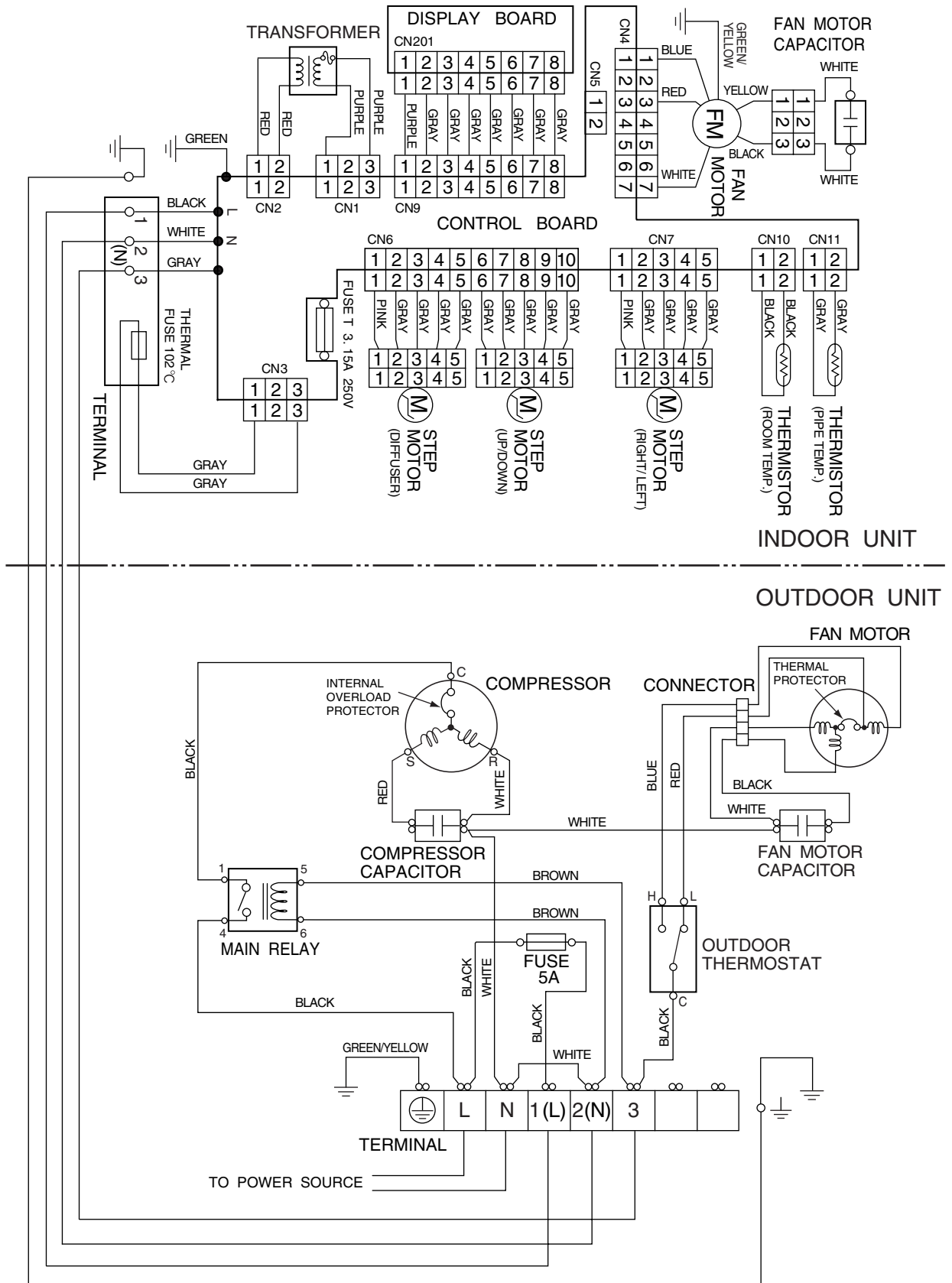


**INDOOR UNIT**

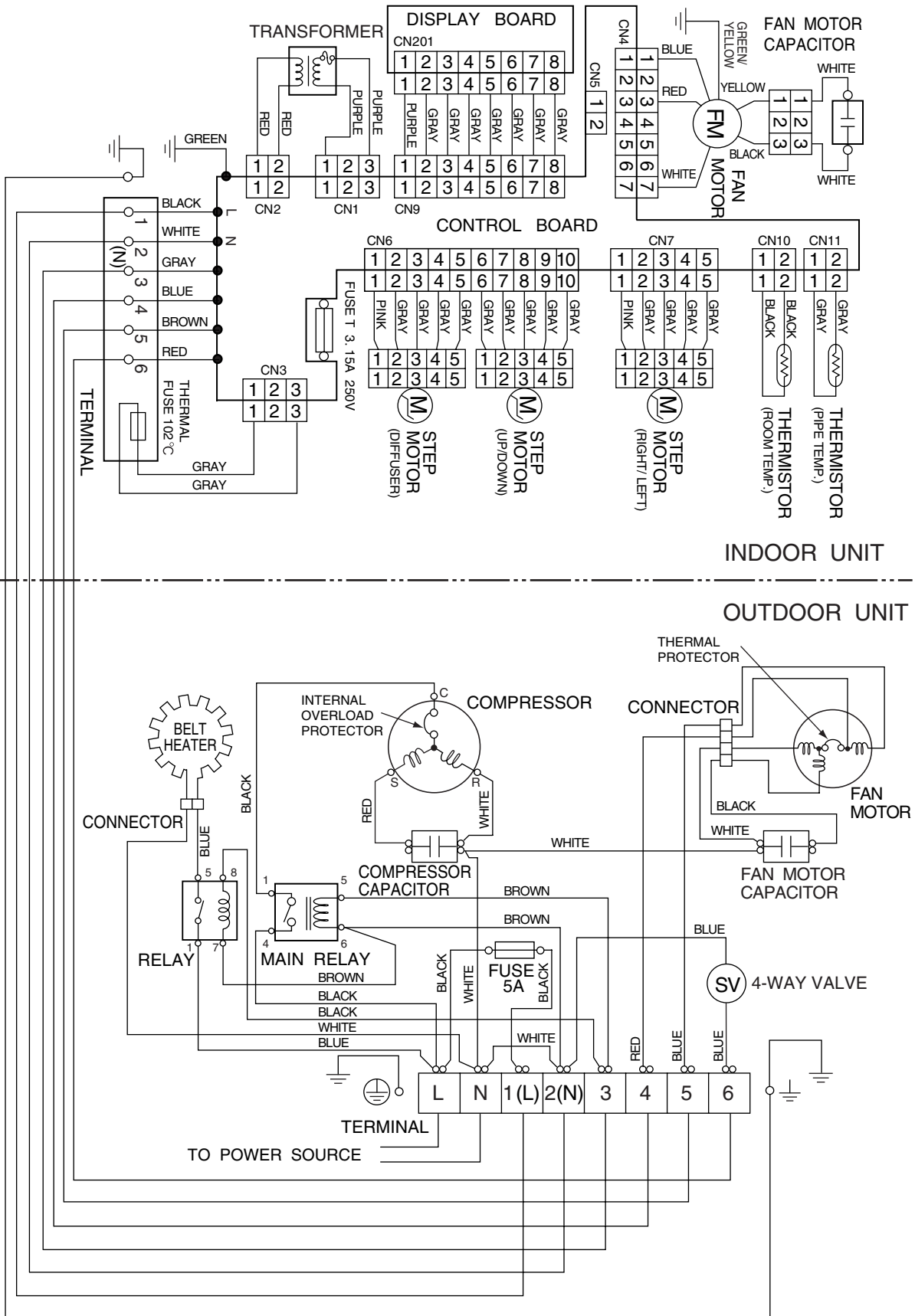


**OUTDOOR UNIT**

**Models : ASG30AGF-W / AOG30AVAL**



**Models : ASG30RGF-W / AOG30RVAL**

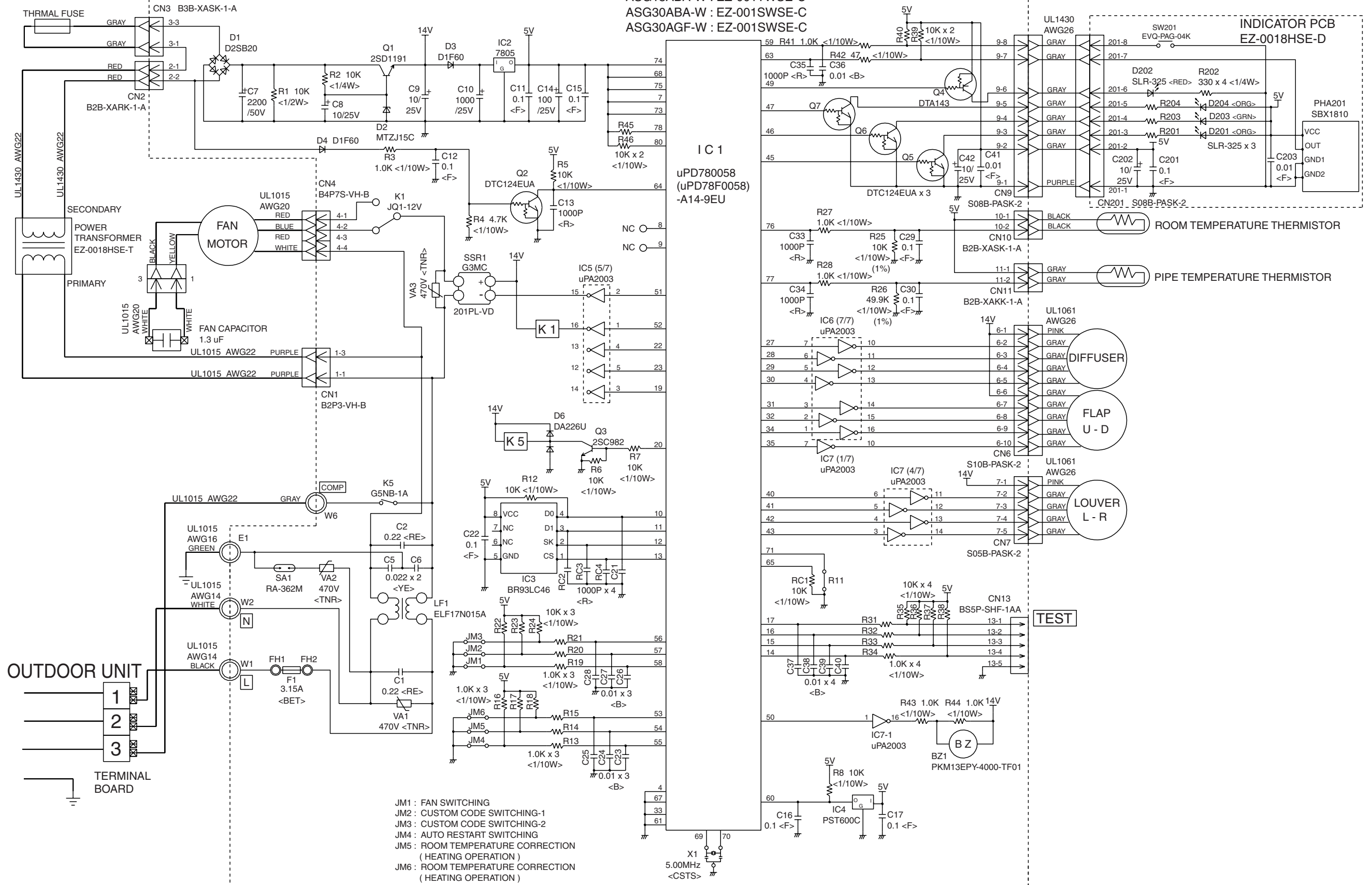


# INDOOR PRINTED CIRCUIT BOARD CIRCUIT DIAGRAM

**Models : ASG18ABA-W  
ASG24ABA-W  
ASG30ABA-W  
ASG30AGF-W**

## CONTROLLER PCB ASSEMBLY ( MAIN PCB )

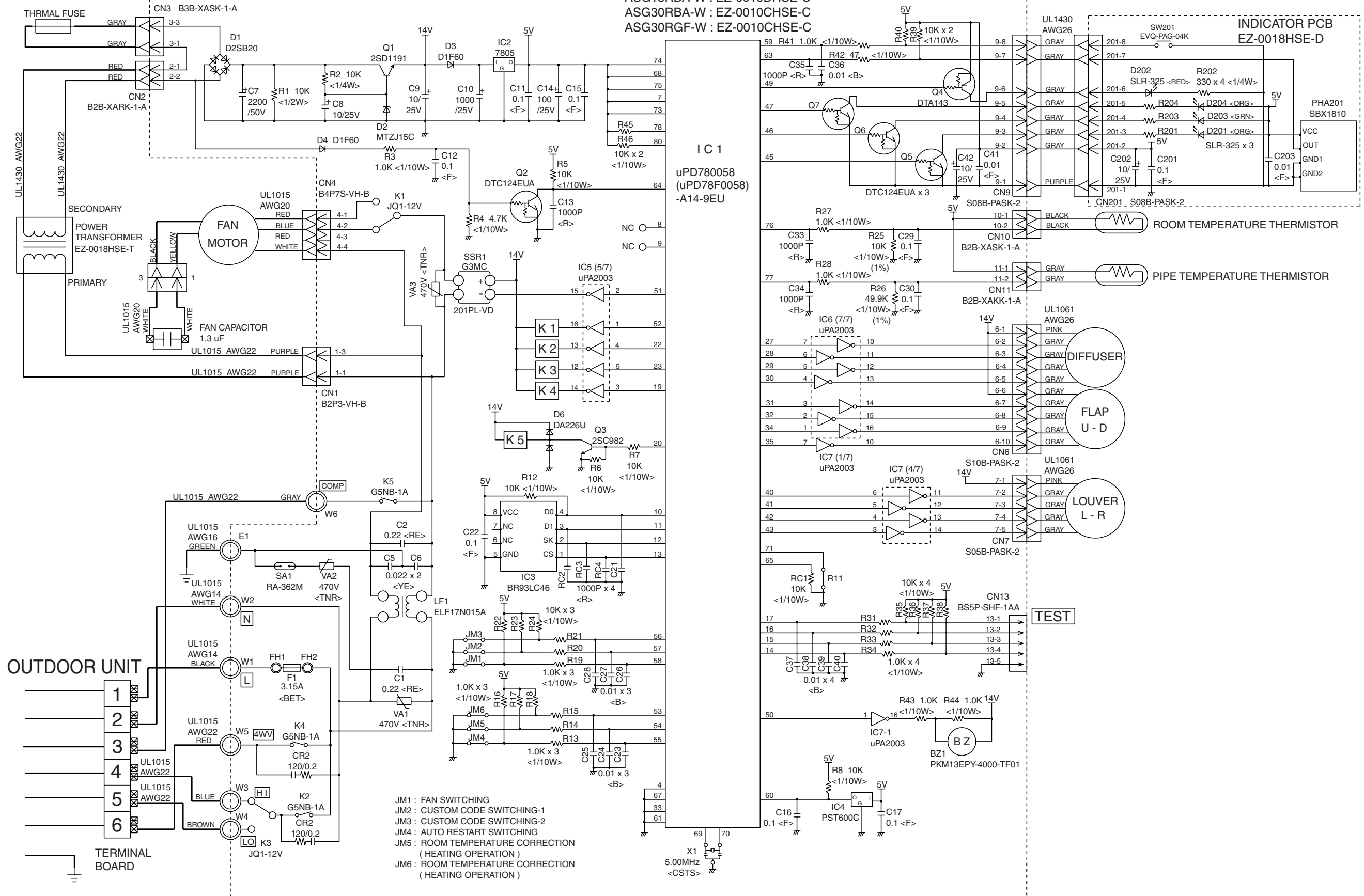
ASG24ABA-W : EZ-001CWSE-C  
ASG18ABA-W : EZ-001TWSE-C  
ASG30ABA-W : EZ-001SWSE-C  
ASG30AGF-W : EZ-001SWSE-C



Models : ASG18RBA-W  
 ASG24RBA-W  
 ASG30RBA-W  
 ASG30RGF-W

CONTROLLER PCB ASSEMBLY ( MAIN PCB )

ASG24RBA-W : EZ-0018HSE-C  
 ASG18RBA-W : EZ-0010DHSE-C  
 ASG30RBA-W : EZ-0010CHSE-C  
 ASG30RGF-W : EZ-0010CHSE-C

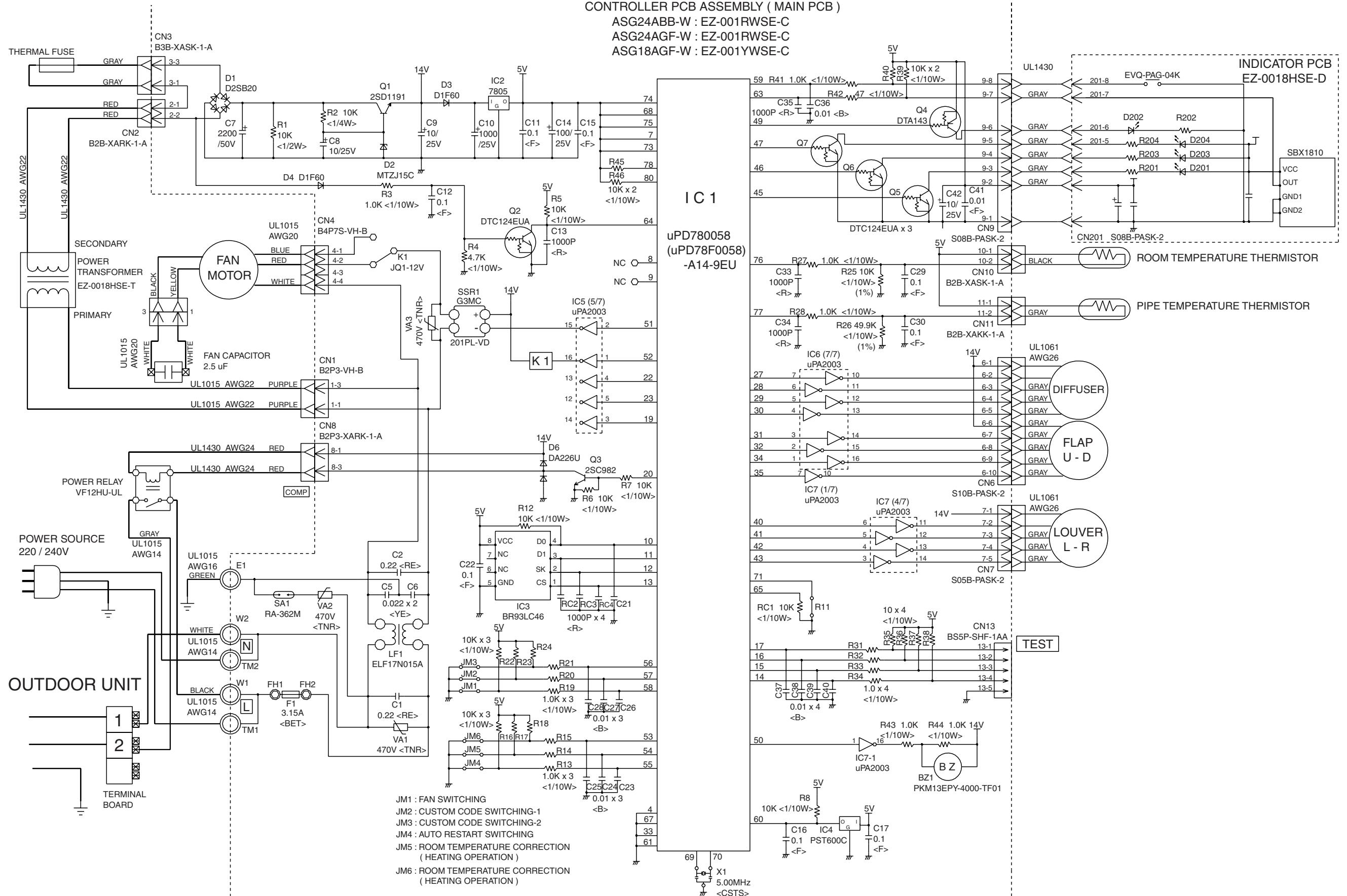




Models : ASG18AGF-W  
 ASG24AGF-W  
 ASG24ABB-W

CONTROLLER PCB ASSEMBLY ( MAIN PCB )

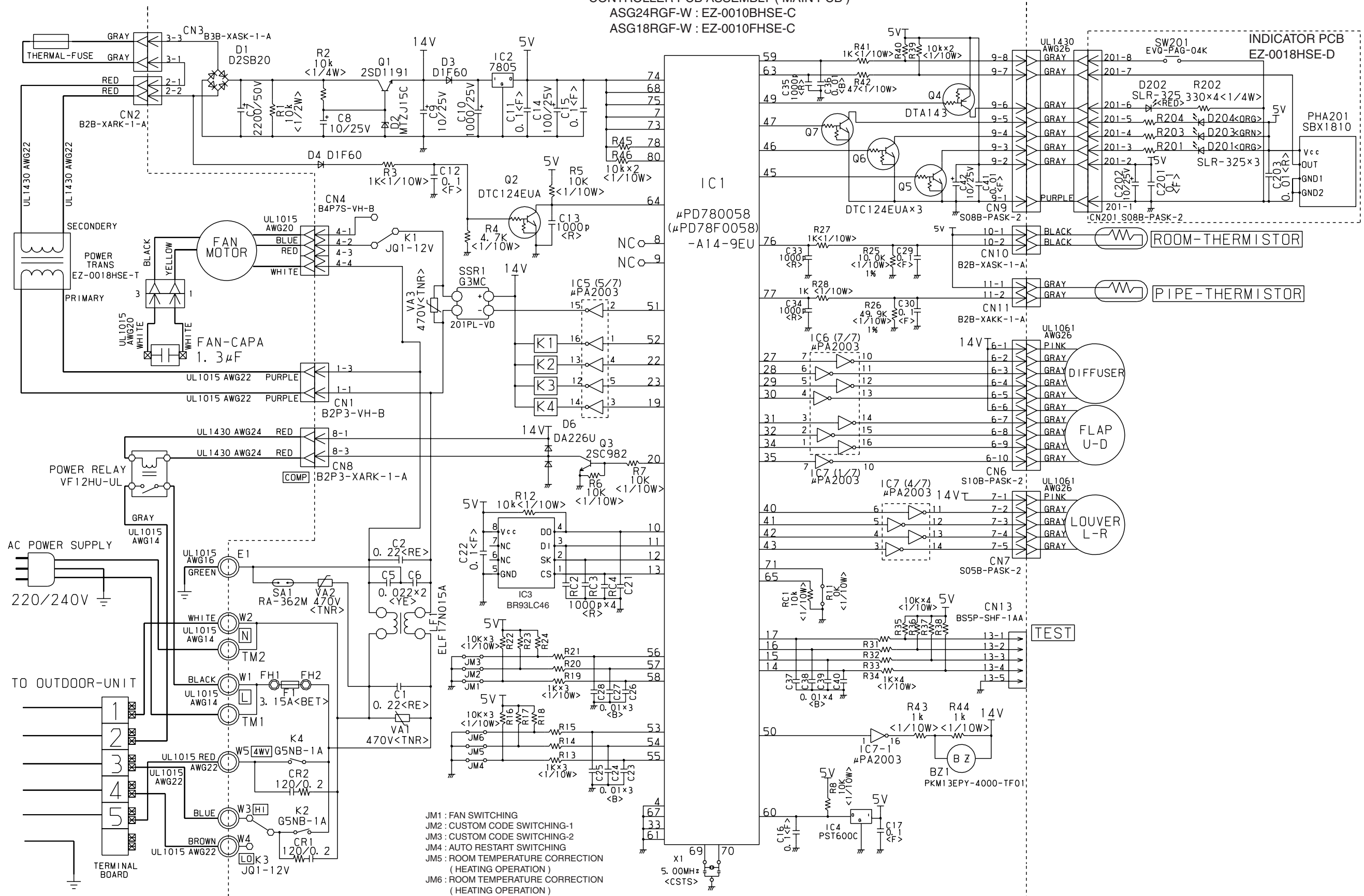
ASG24ABB-W : EZ-001RWSE-C  
 ASG24AGF-W : EZ-001RWSE-C  
 ASG18AGF-W : EZ-001YWSE-C



- JM1 : FAN SWITCHING
- JM2 : CUSTOM CODE SWITCHING-1
- JM3 : CUSTOM CODE SWITCHING-2
- JM4 : AUTO RESTART SWITCHING
- JM5 : ROOM TEMPERATURE CORRECTION ( HEATING OPERATION )
- JM6 : ROOM TEMPERATURE CORRECTION ( HEATING OPERATION )

Models : ASG18RGF-W  
ASG24RGF-W

CONTROLLER PCB ASSEMBLY ( MAIN PCB )  
ASG24RGF-W : EZ-0010BHSE-C  
ASG18RGF-W : EZ-0010FHSE-C

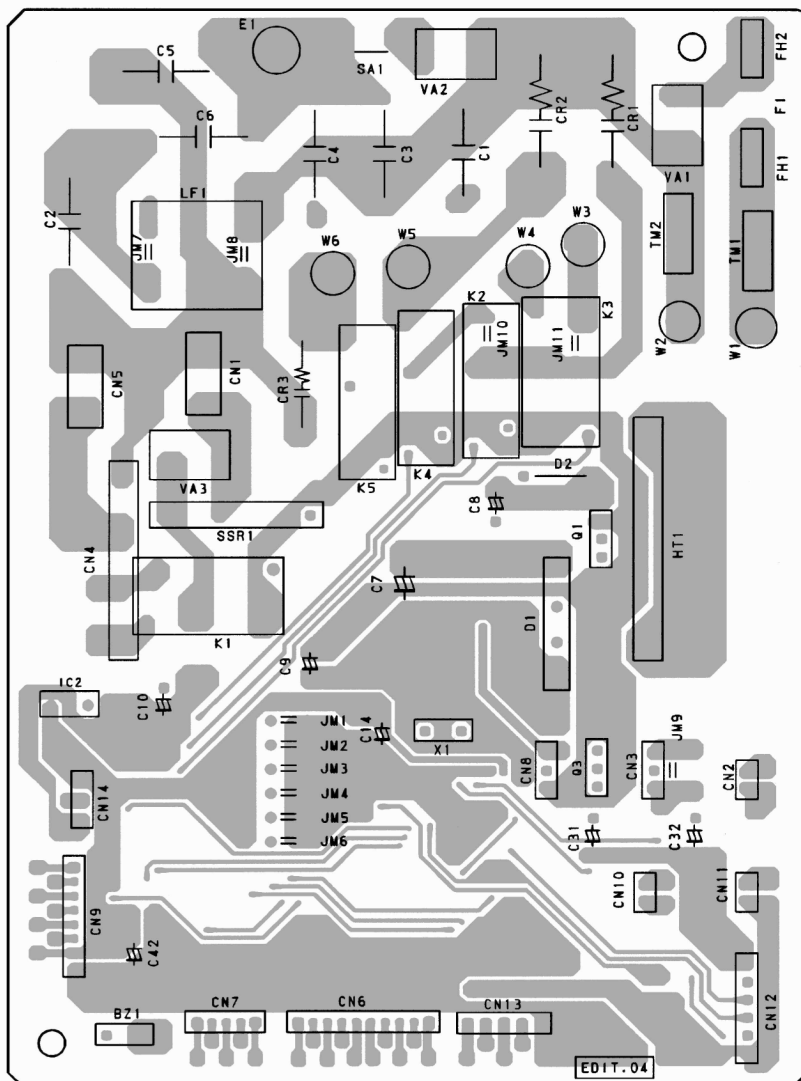


- JM1 : FAN SWITCHING
- JM2 : CUSTOM CODE SWITCHING-1
- JM3 : CUSTOM CODE SWITCHING-2
- JM4 : AUTO RESTART SWITCHING
- JM5 : ROOM TEMPERATURE CORRECTION (HEATING OPERATION)
- JM6 : ROOM TEMPERATURE CORRECTION (HEATING OPERATION)

# P.C. BOARD LAYOUTS

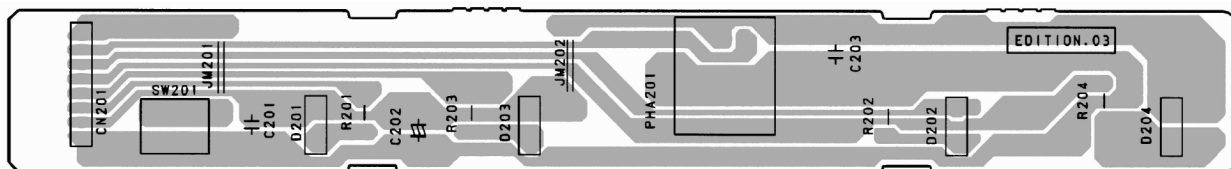
## CONTROLLER PCB ASSEMBLY (MAIN PCB)

(Viewed from the solder side)



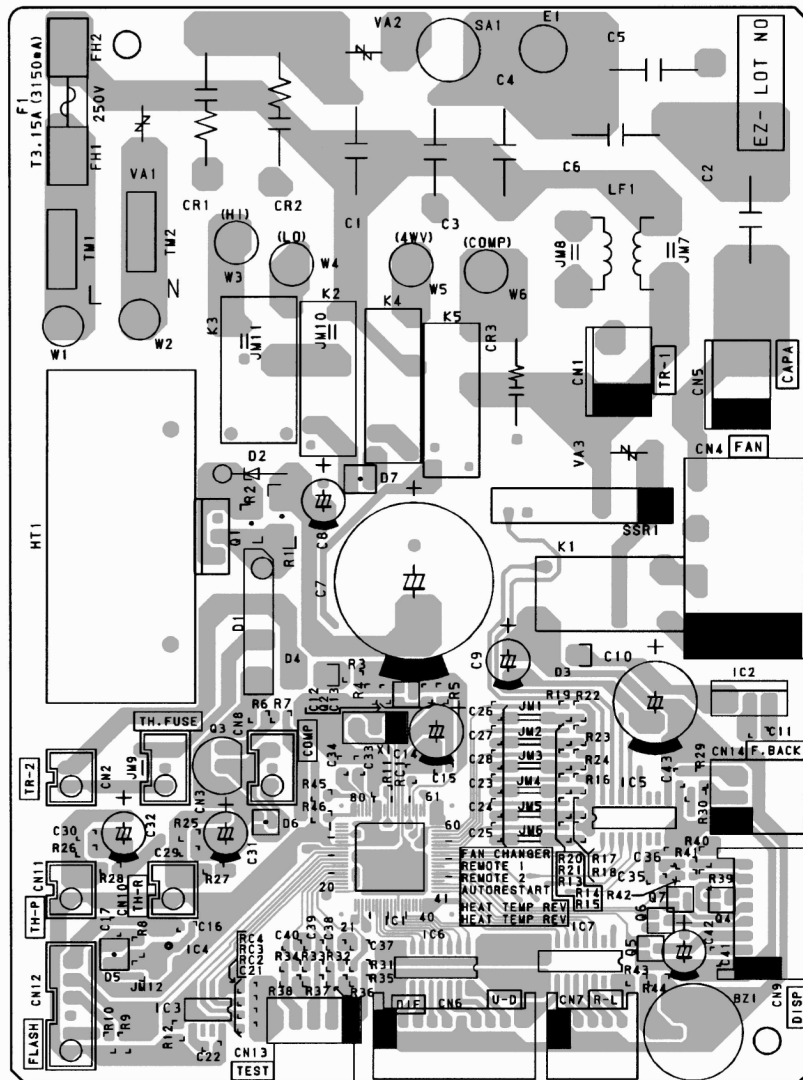
## INDICATOR PCB ASSEMBLY

(Viewed from the solder side)



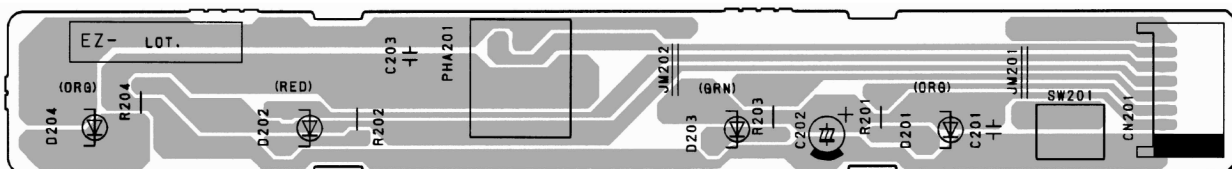
## CONTROLLER PCB ASSEMBLY (MAIN PCB)

(Viewed from the component side)



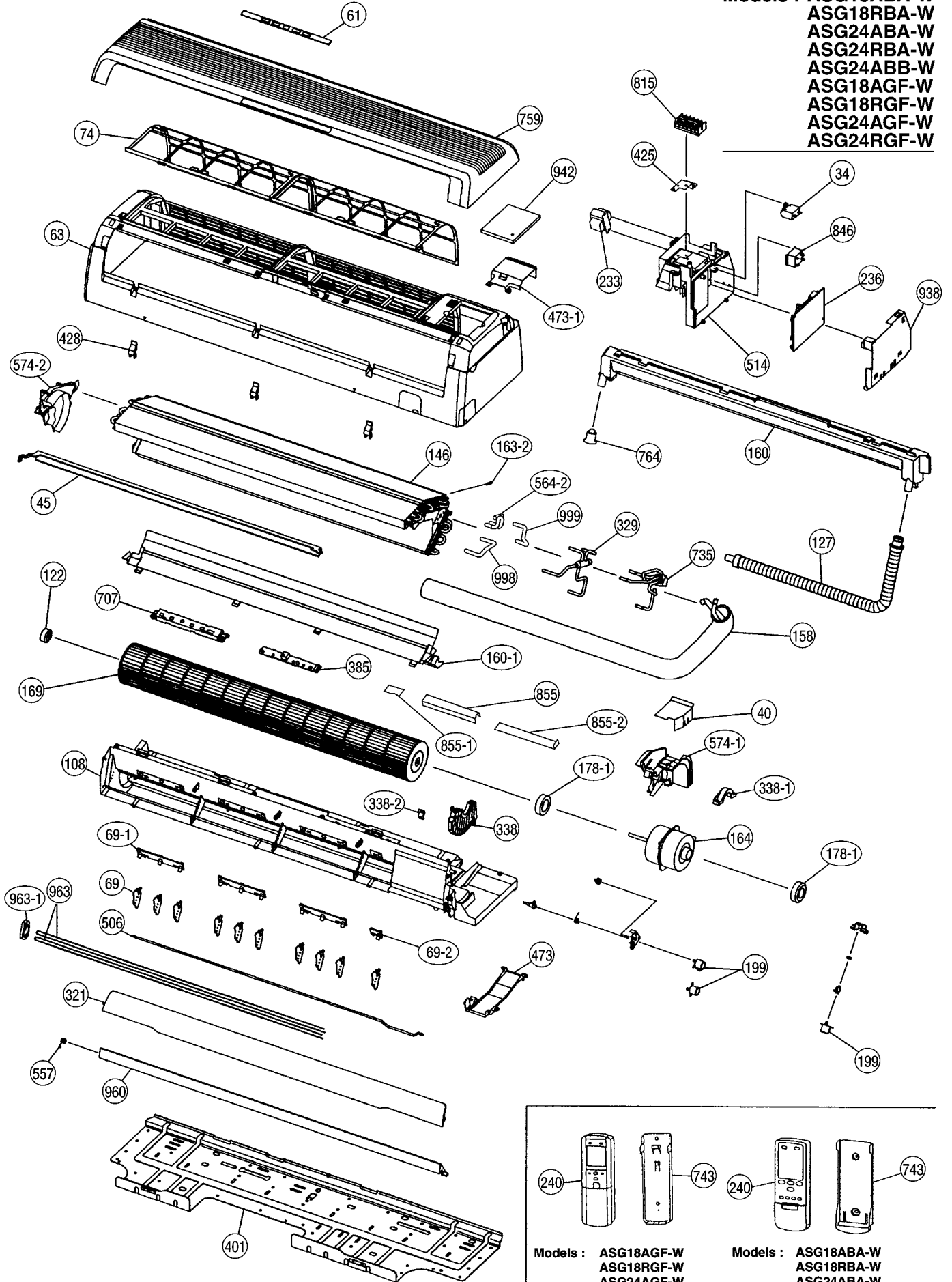
## INDICATOR PCB ASSEMBLY

(Viewed from the component side)



# DISASSEMBLY ILLUSTRATION

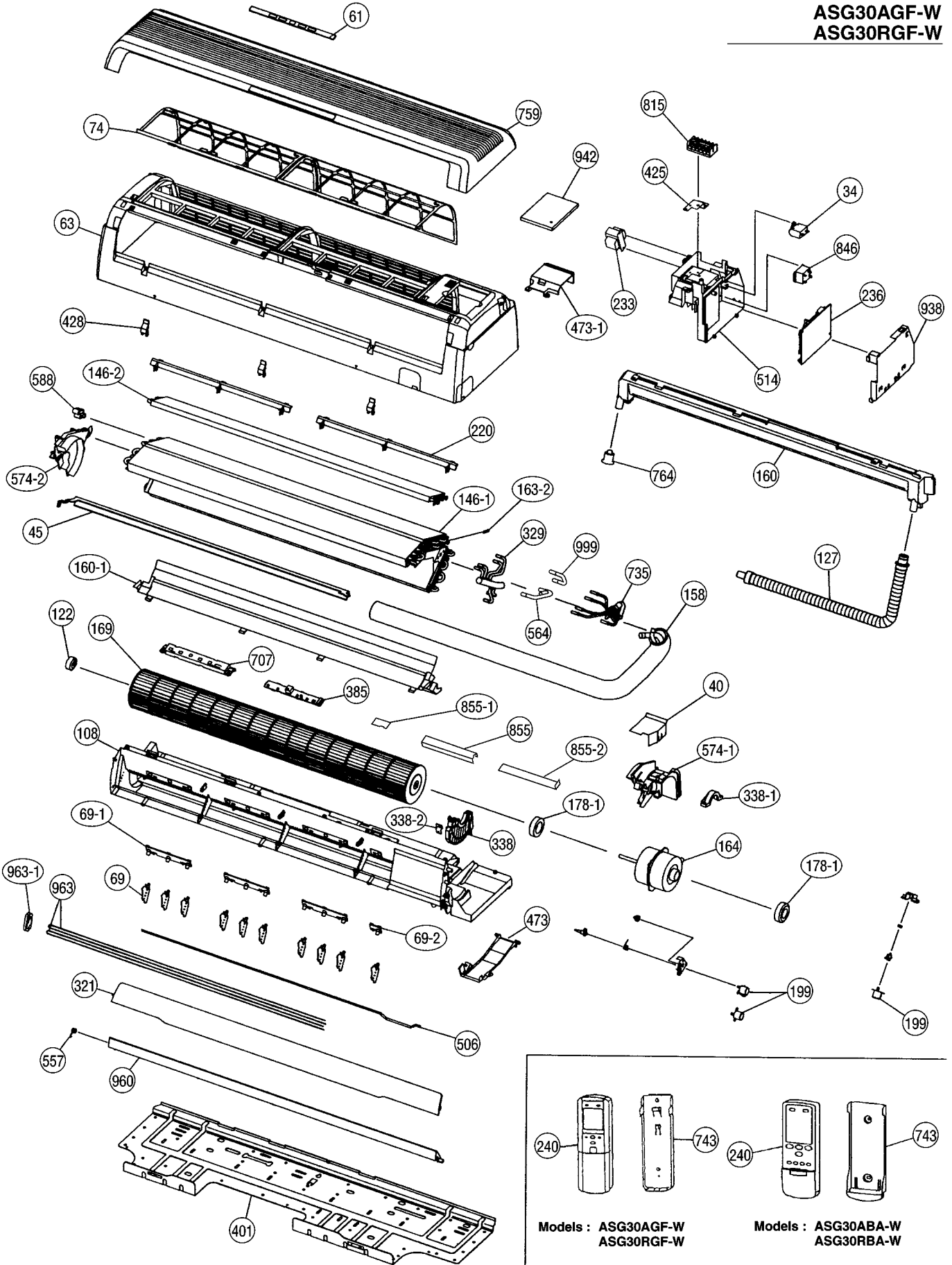
Models : ASG18ABA-W  
 ASG18RBA-W  
 ASG24ABA-W  
 ASG24RBA-W  
 ASG24ABB-W  
 ASG18AGF-W  
 ASG18RGF-W  
 ASG24AGF-W  
 ASG24RGF-W



Models : ASG18AGF-W  
 ASG18RGF-W  
 ASG24AGF-W  
 ASG24RGF-W

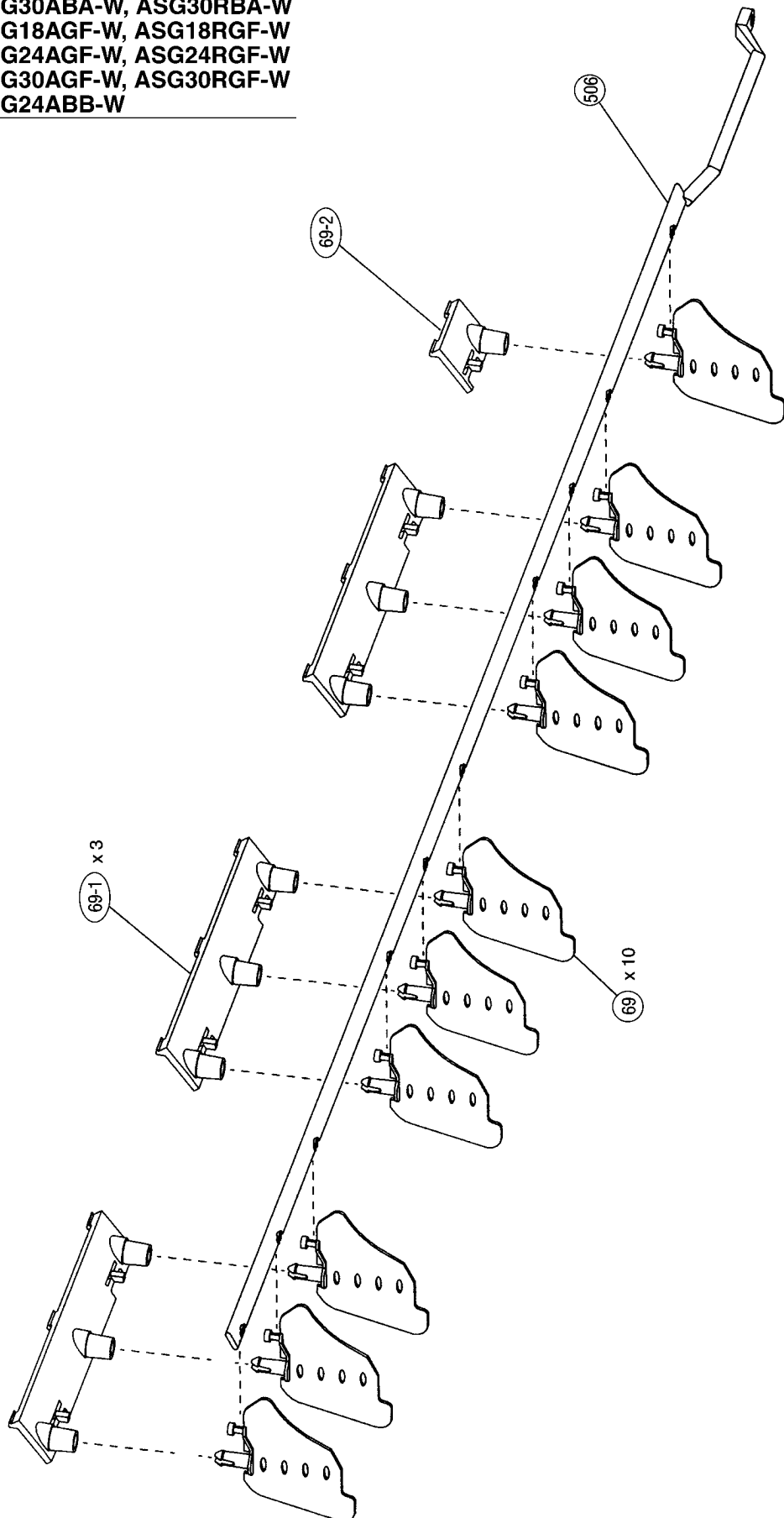
Models : ASG18ABA-W  
 ASG18RBA-W  
 ASG24ABA-W  
 ASG24RBA-W  
 ASG24ABB-W

**Models : ASG30ABA-W  
ASG30RBA-W  
ASG30AGF-W  
ASG30RGF-W**



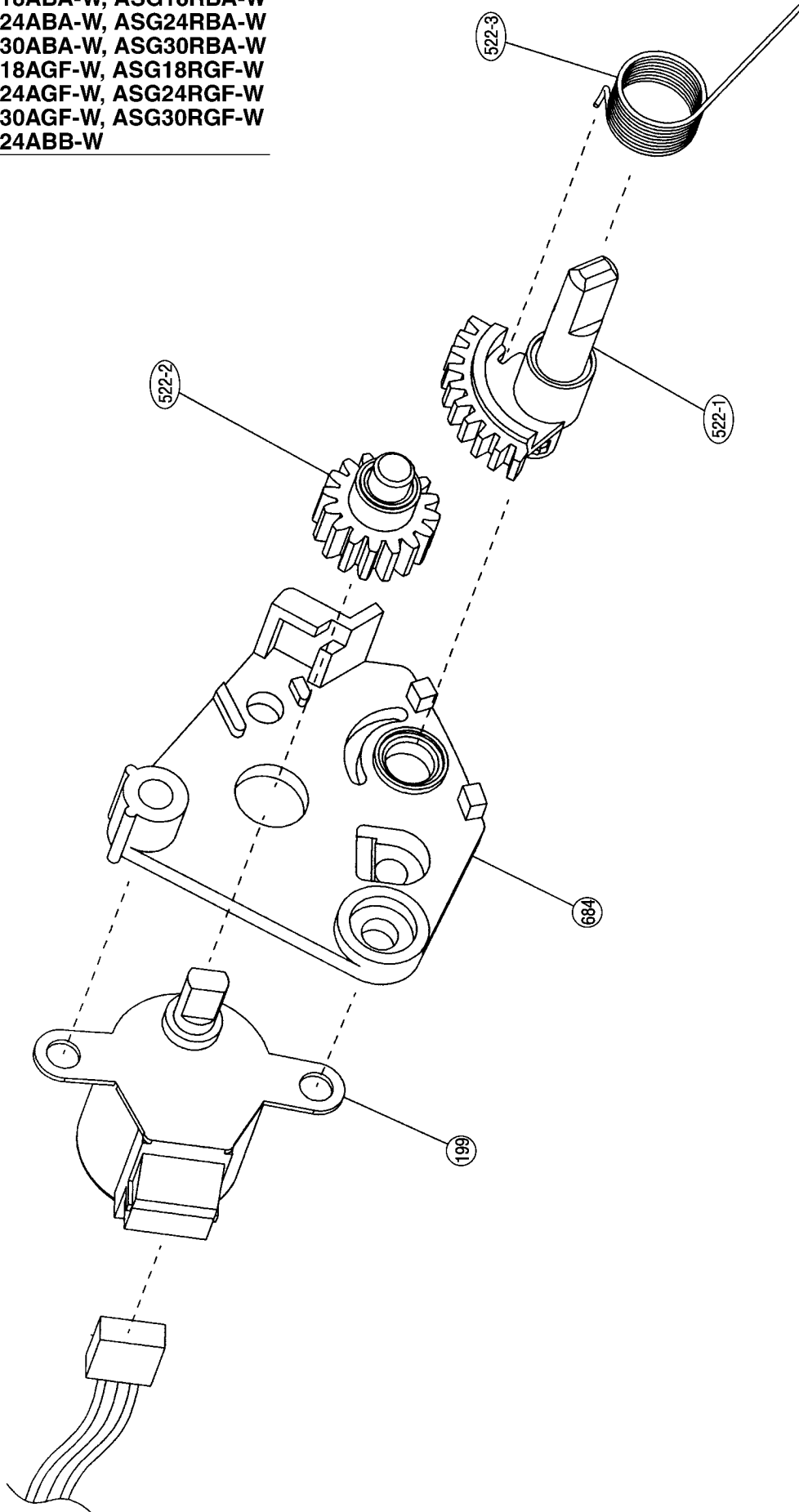
**Models : ASG18ABA-W, ASG18RBA-W  
ASG24ABA-W, ASG24RBA-W  
ASG30ABA-W, ASG30RBA-W  
ASG18AGF-W, ASG18RGF-W  
ASG24AGF-W, ASG24RGF-W  
ASG30AGF-W, ASG30RGF-W  
ASG24ABB-W**

---



**Models : ASG18ABA-W, ASG18RBA-W  
ASG24ABA-W, ASG24RBA-W  
ASG30ABA-W, ASG30RBA-W  
ASG18AGF-W, ASG18RGF-W  
ASG24AGF-W, ASG24RGF-W  
ASG30AGF-W, ASG30RGF-W  
ASG24ABB-W**

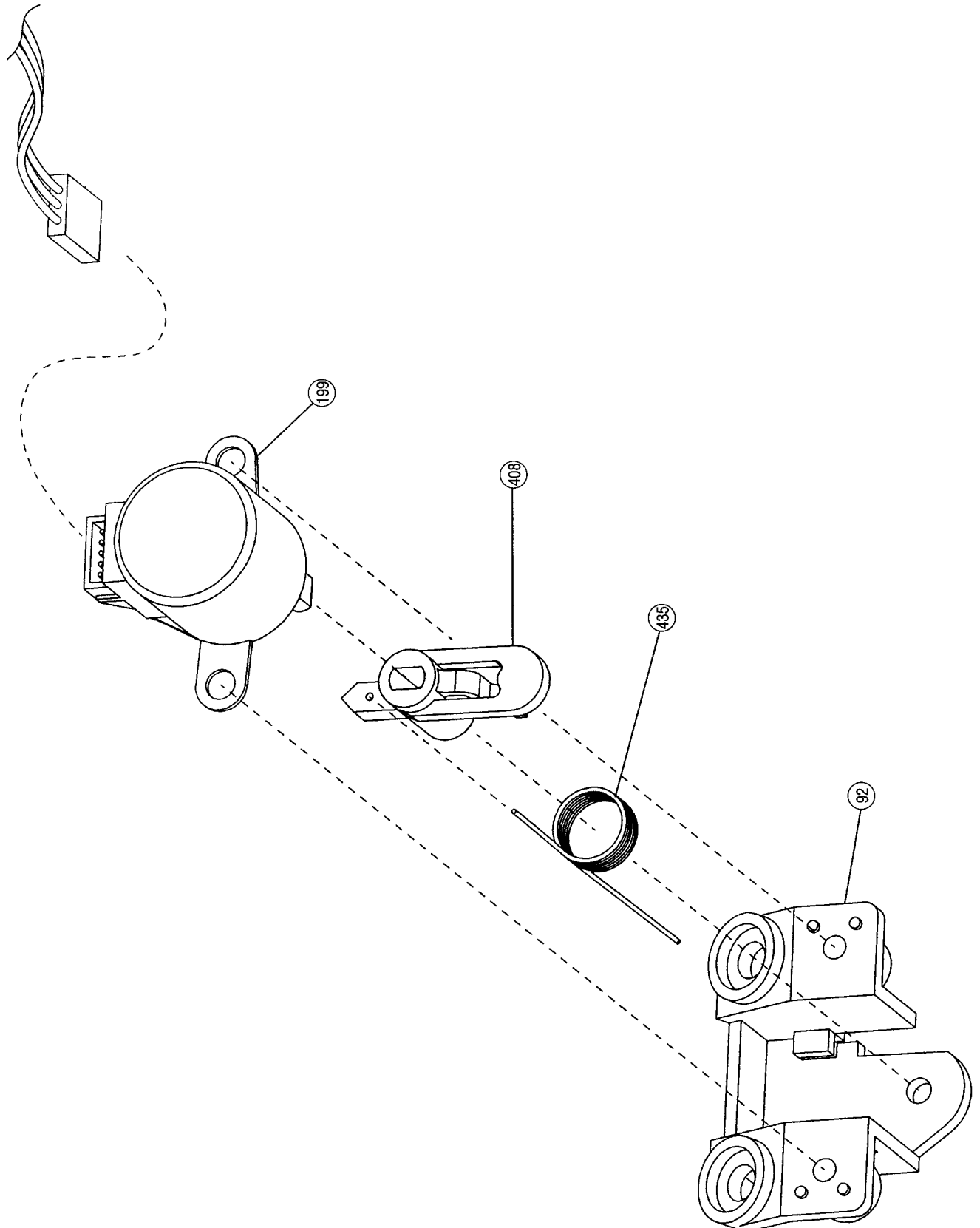
---



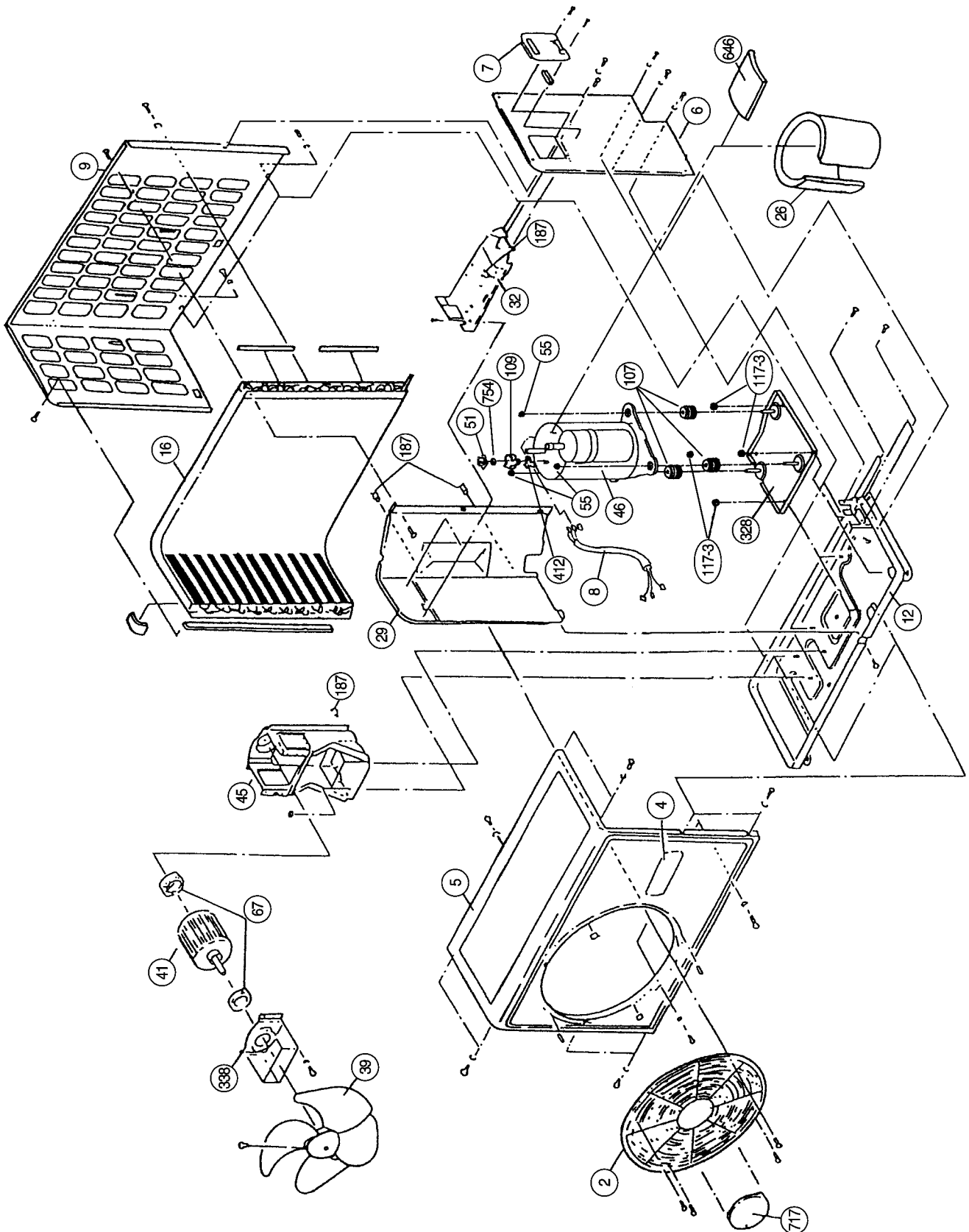


**Models : ASG18ABA-W, ASG18RBA-W  
ASG24ABA-W, ASG24RBA-W  
ASG30ABA-W, ASG30RBA-W  
ASG18AGF-W, ASG18RGF-W  
ASG24AGF-W, ASG24RGF-W  
ASG30AGF-W, ASG30RGF-W  
ASG24ABB-W**

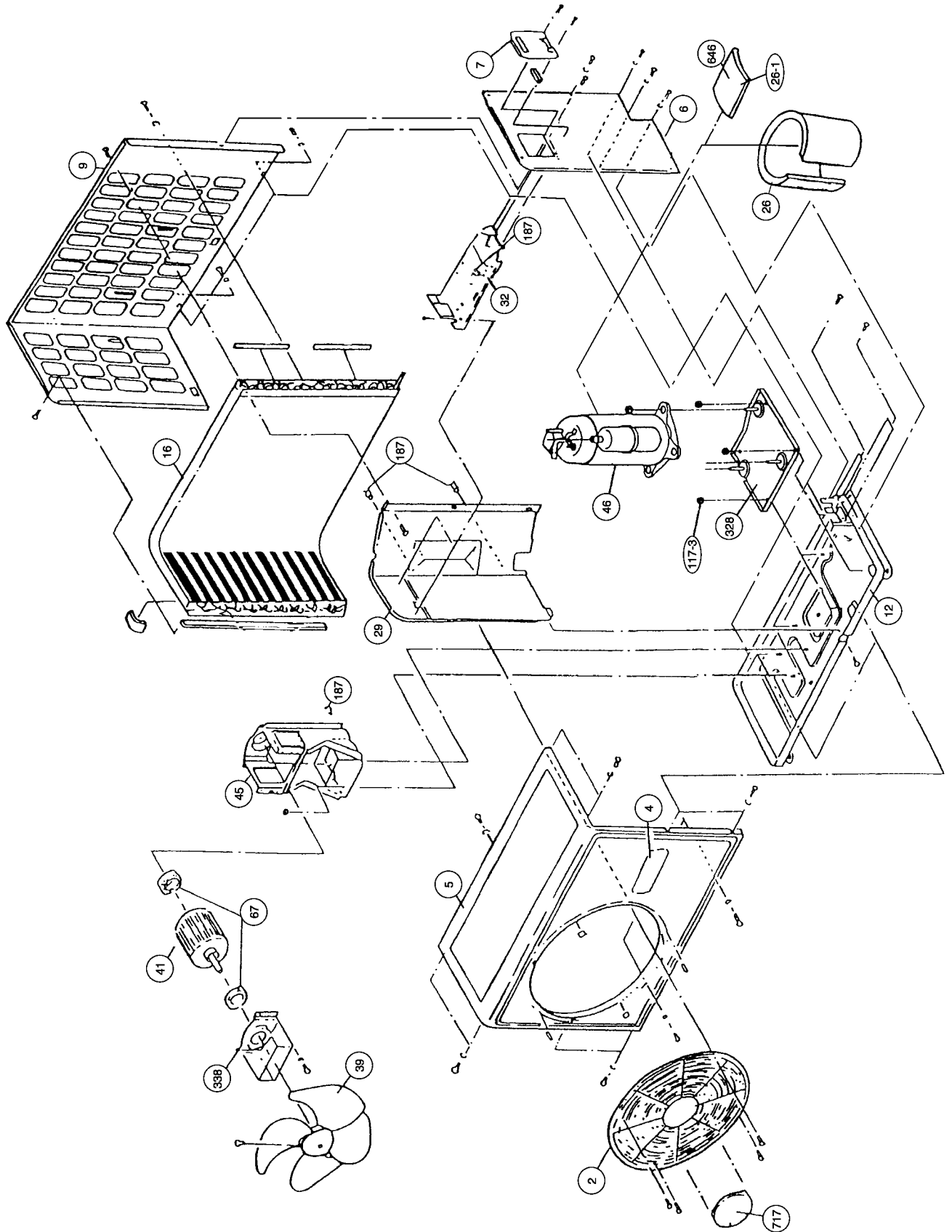
---



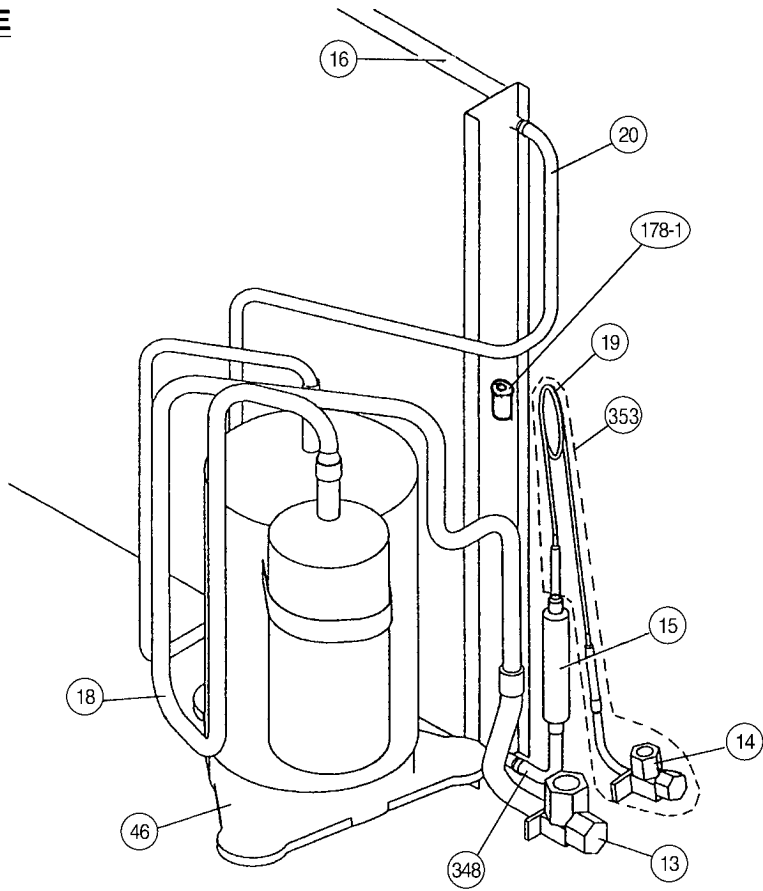
Model : AOG18ANE



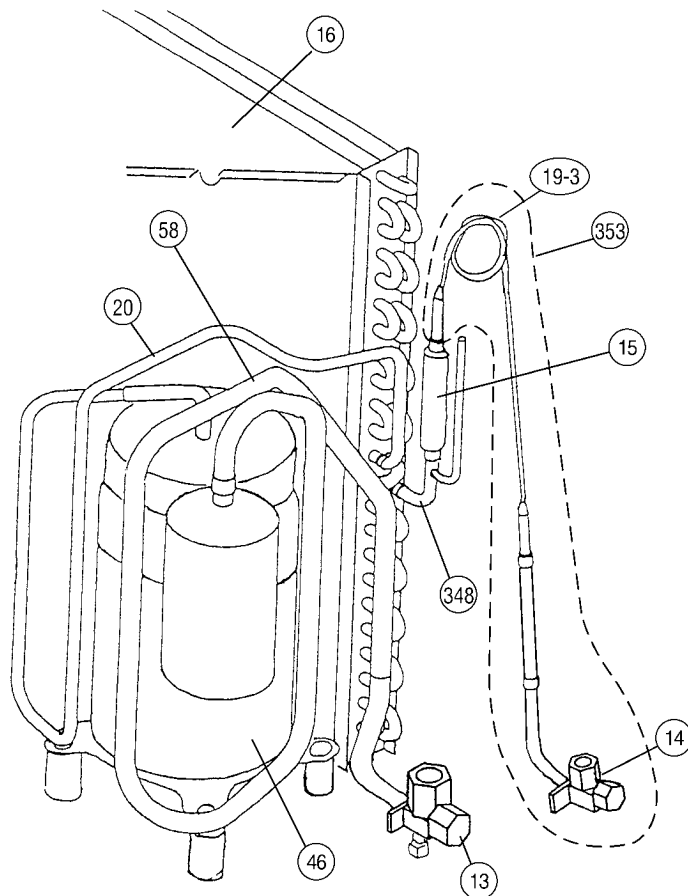
Models : AOG18RMEL  
AOG24AME  
AOG24RMEL



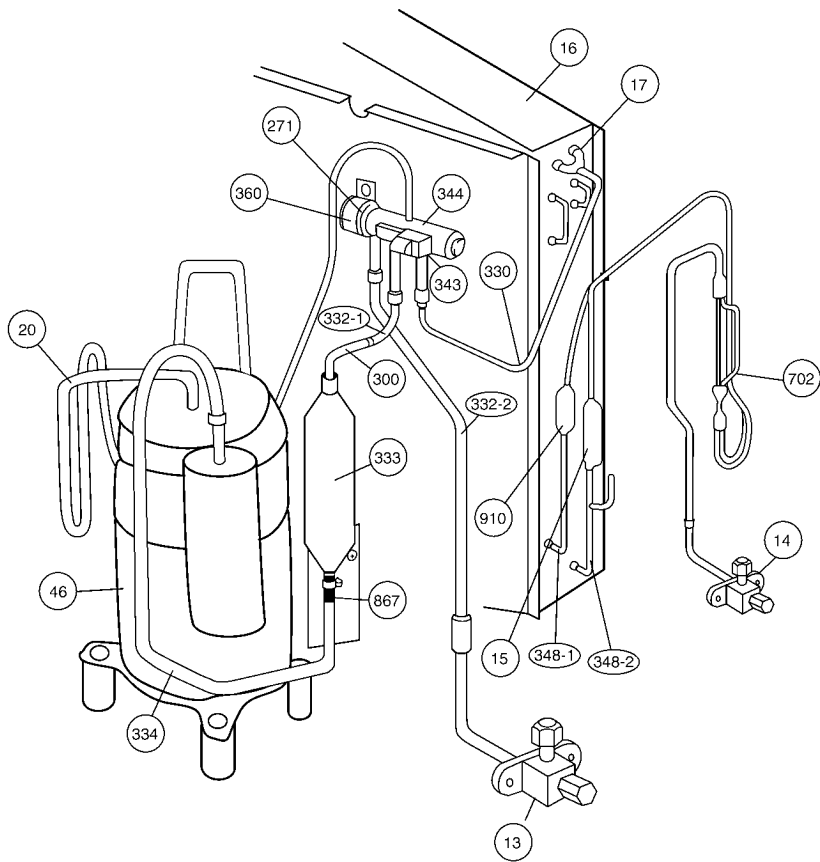
**Model : AOG18ANE**



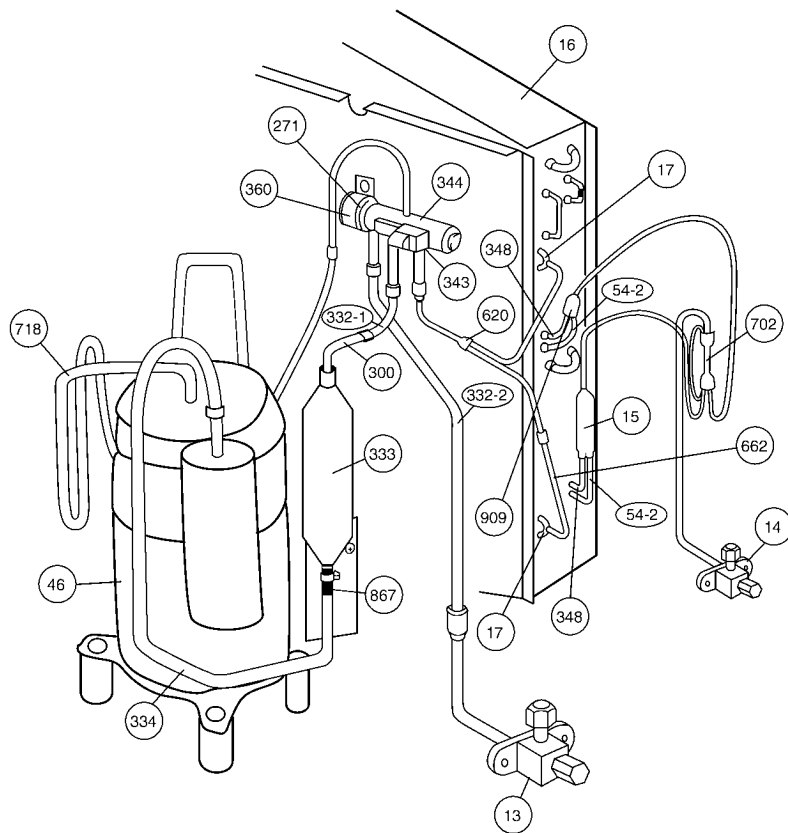
**Model : AOG24AME**



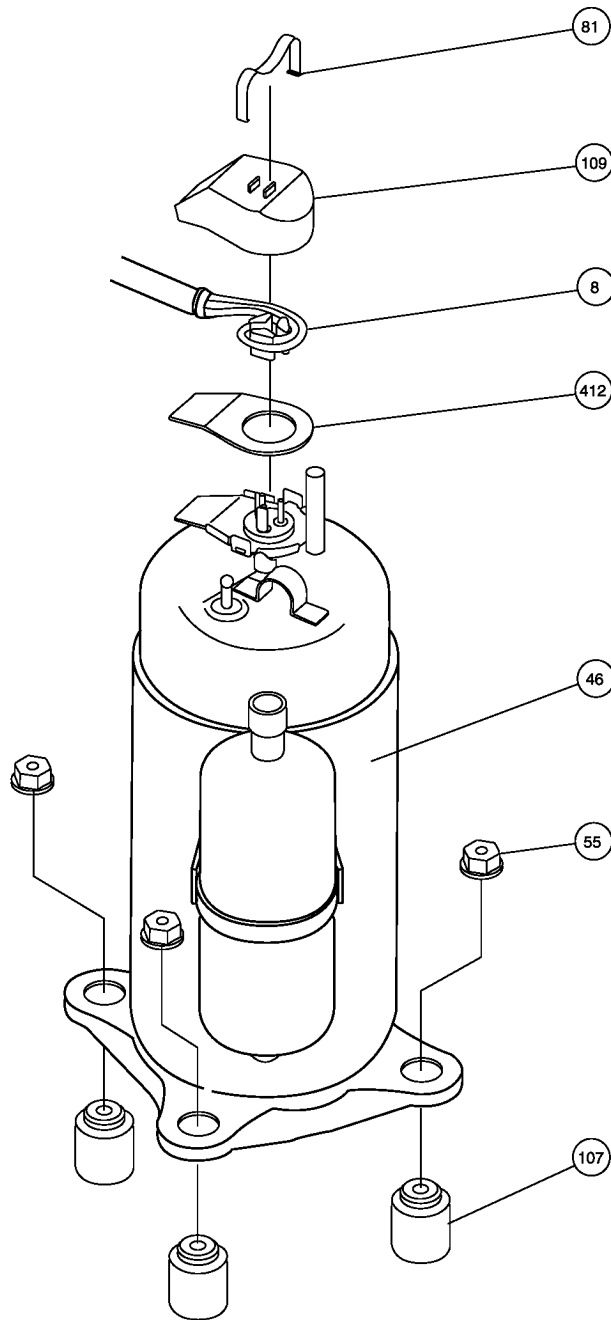
**Model : AOG18RMEL**



**Model : AOG24RMEL**

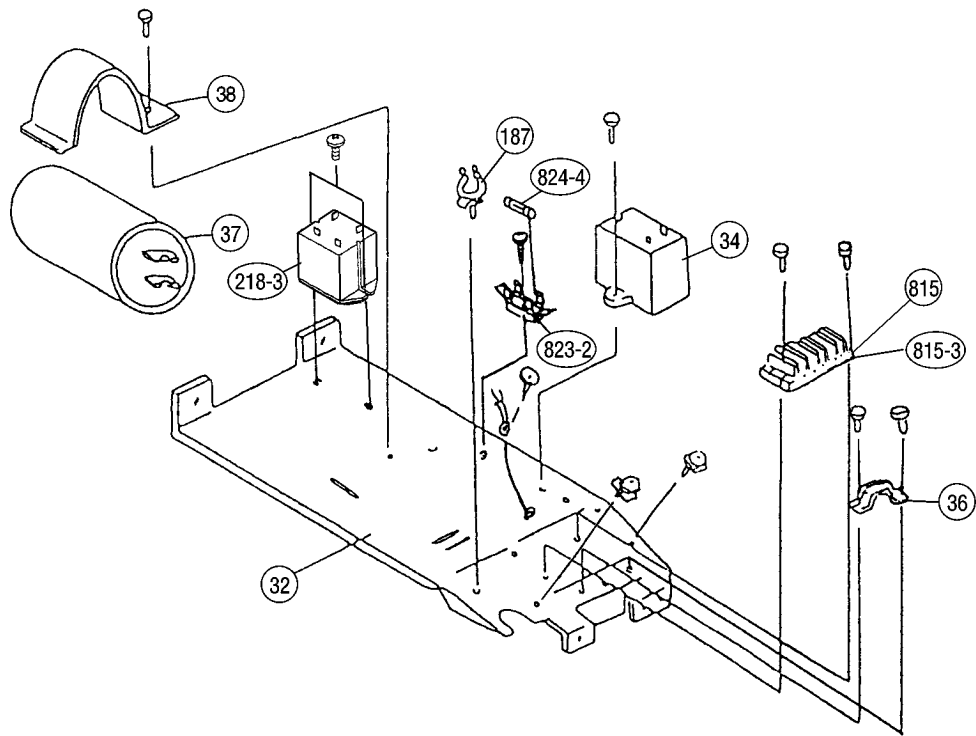


Models : AOG18RMEL  
AOG24AME  
AOG24RMEL

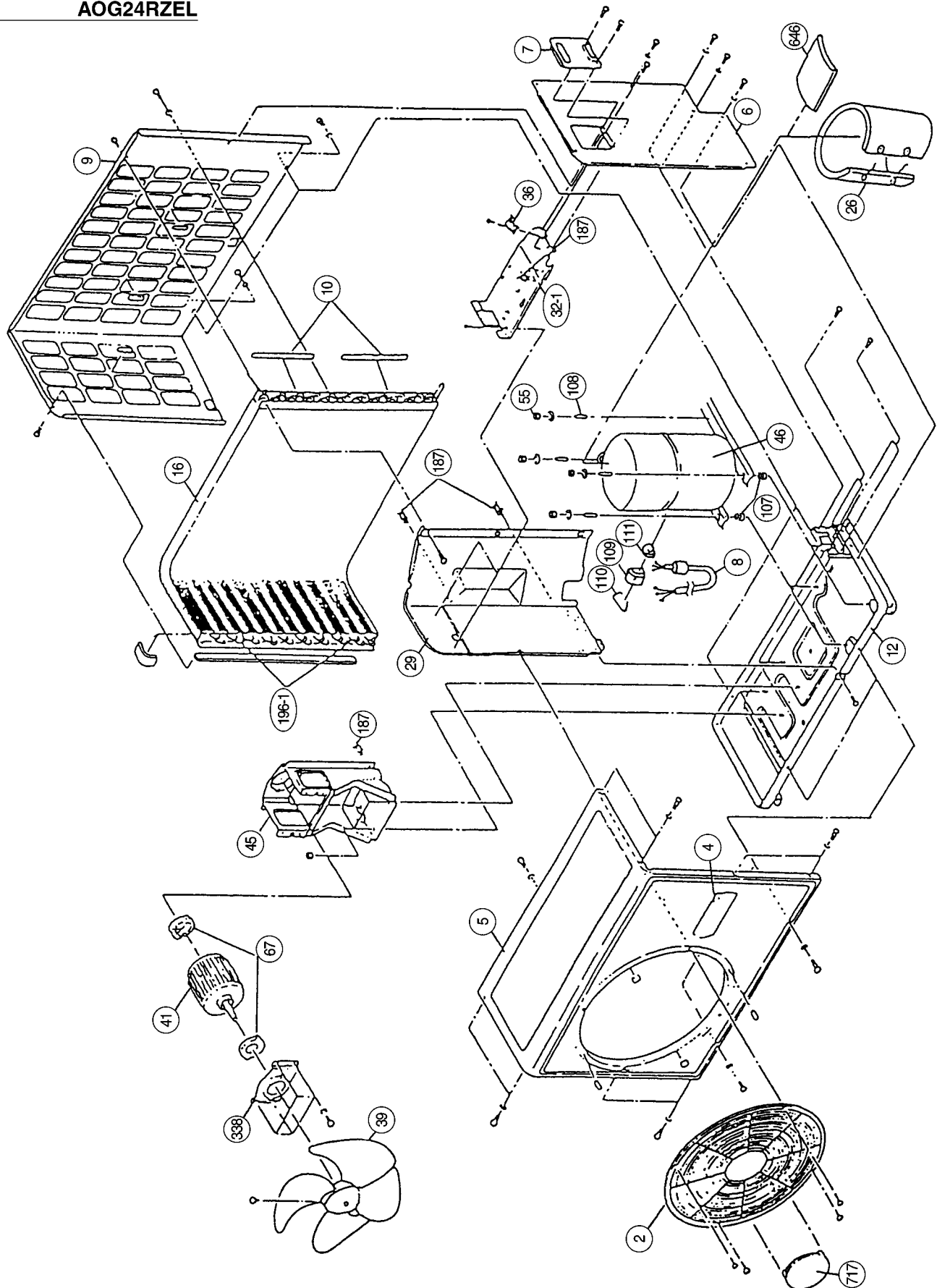


Models : AOG18ANE  
AOG18RMEL  
AOG24AME  
AOG24RMEL

---

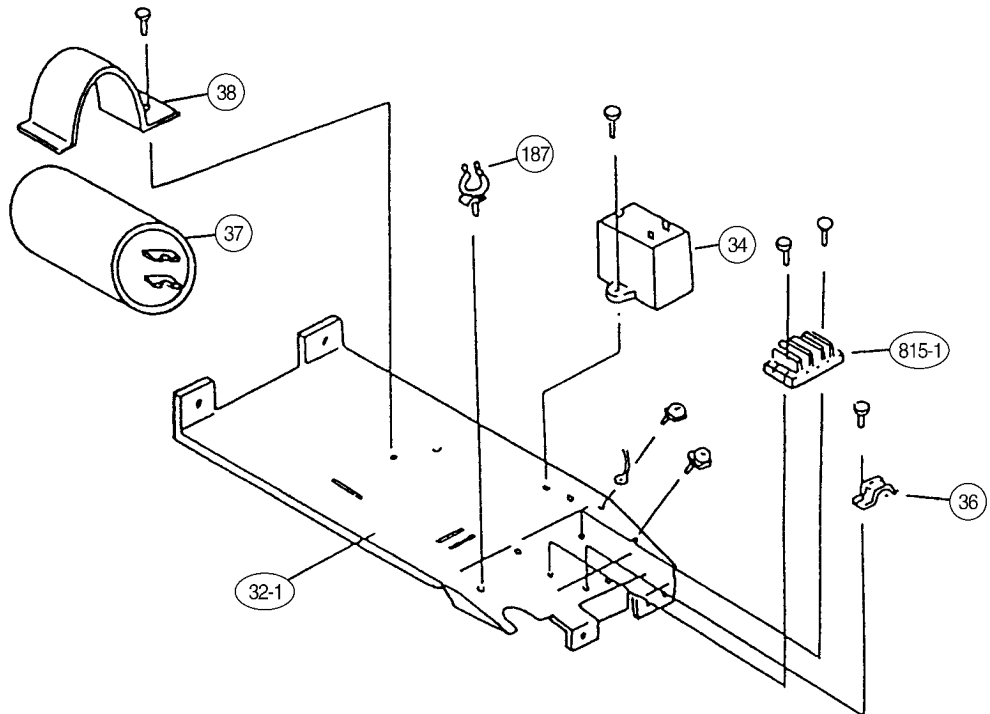
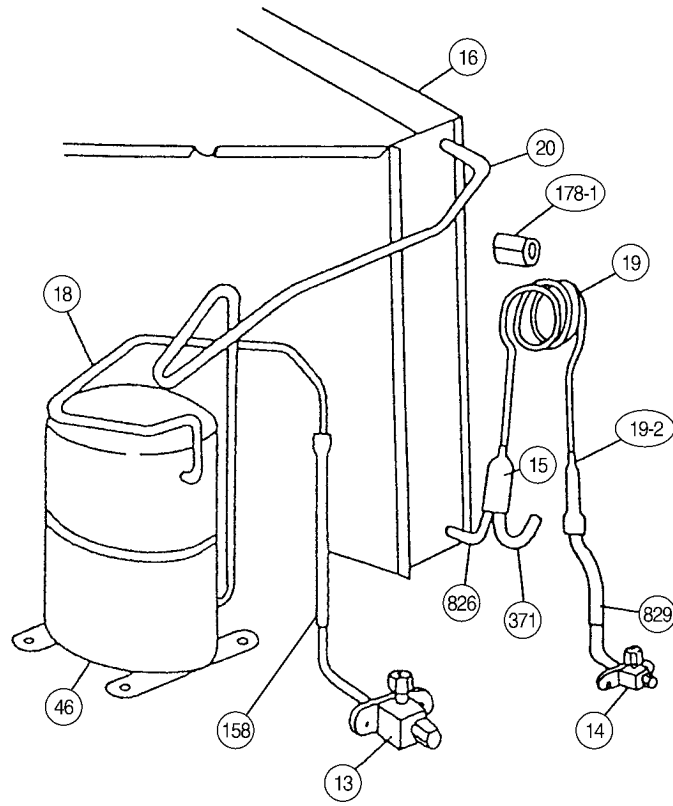


**Models : AOG18AZE**  
**AOG18RZEL**  
**AOG24ABE**  
**AOG24RZEL**

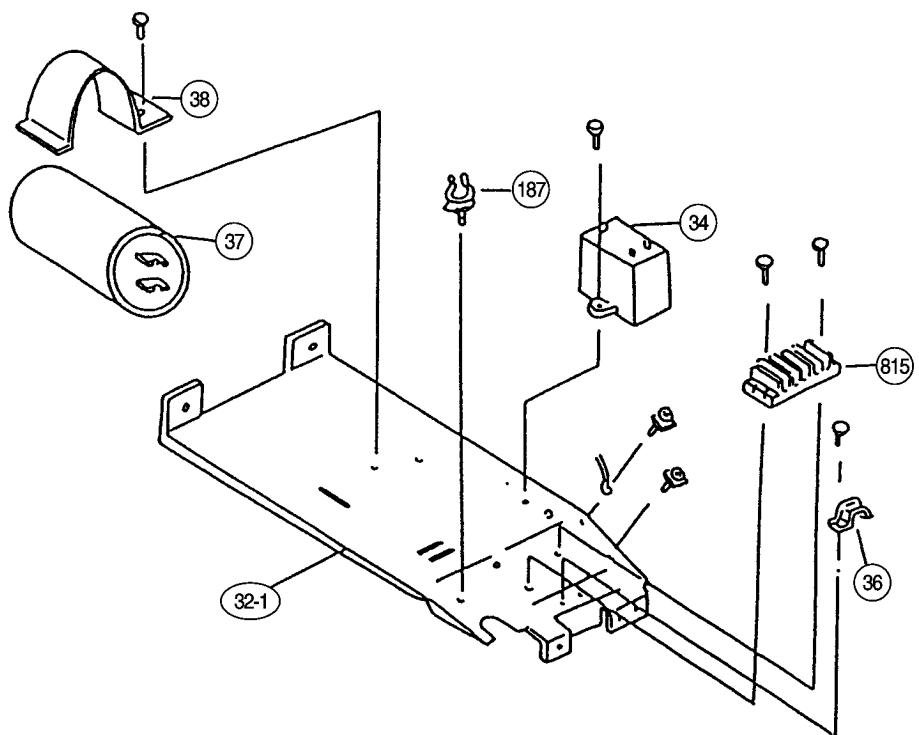
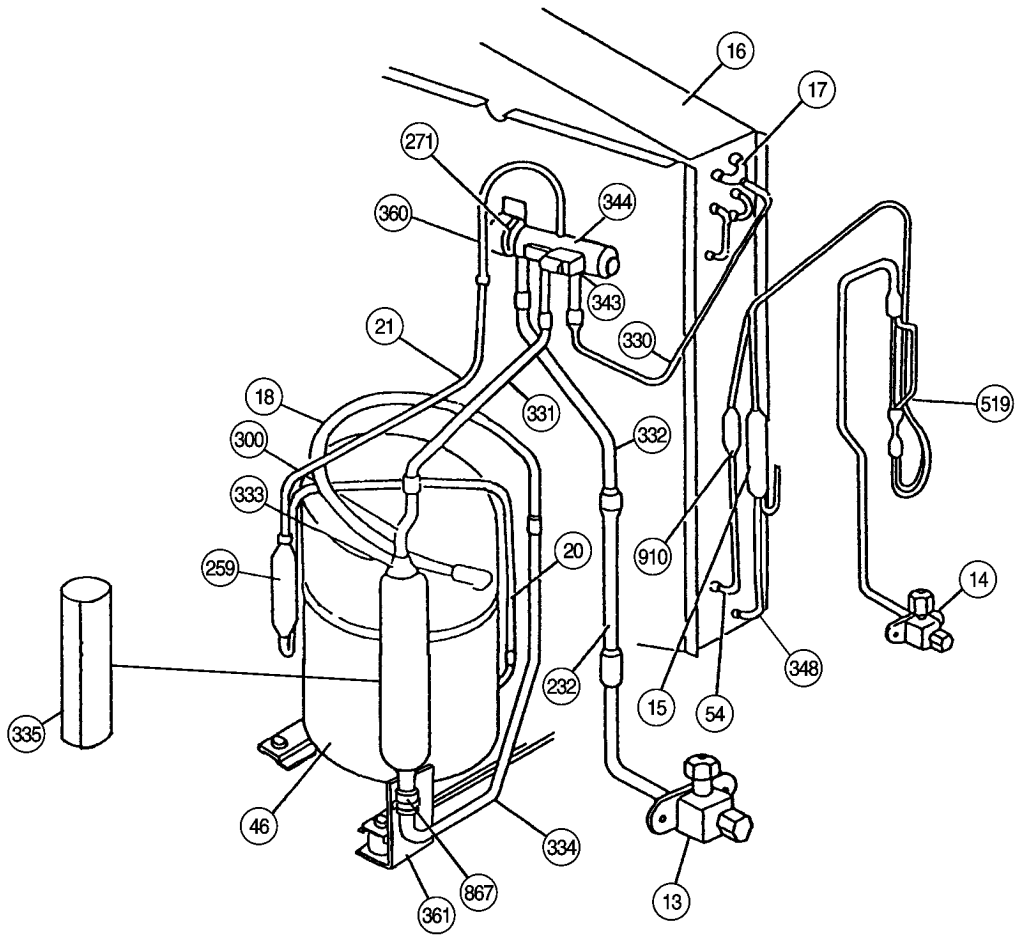




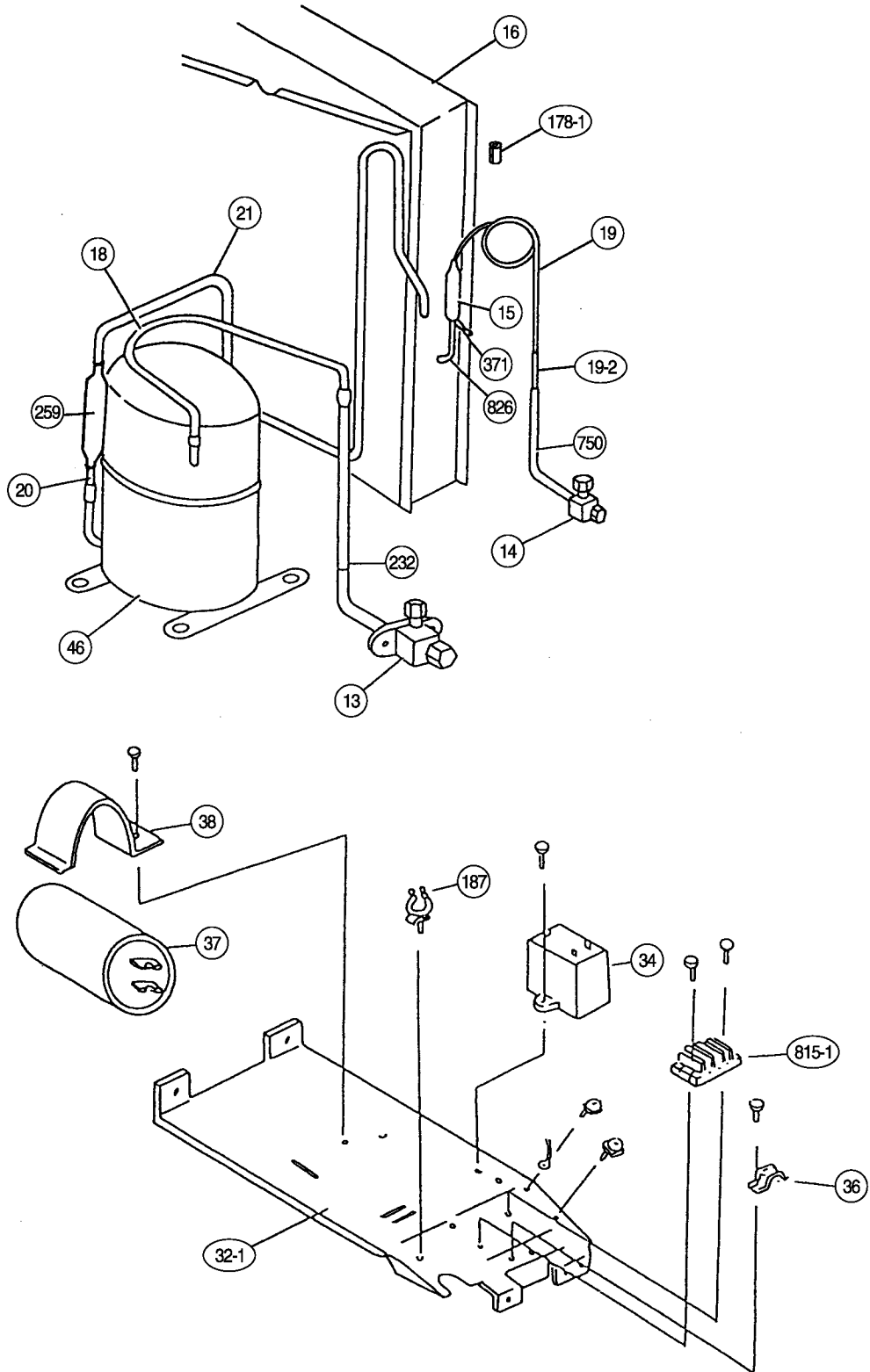
**Model : AOG18AZE**



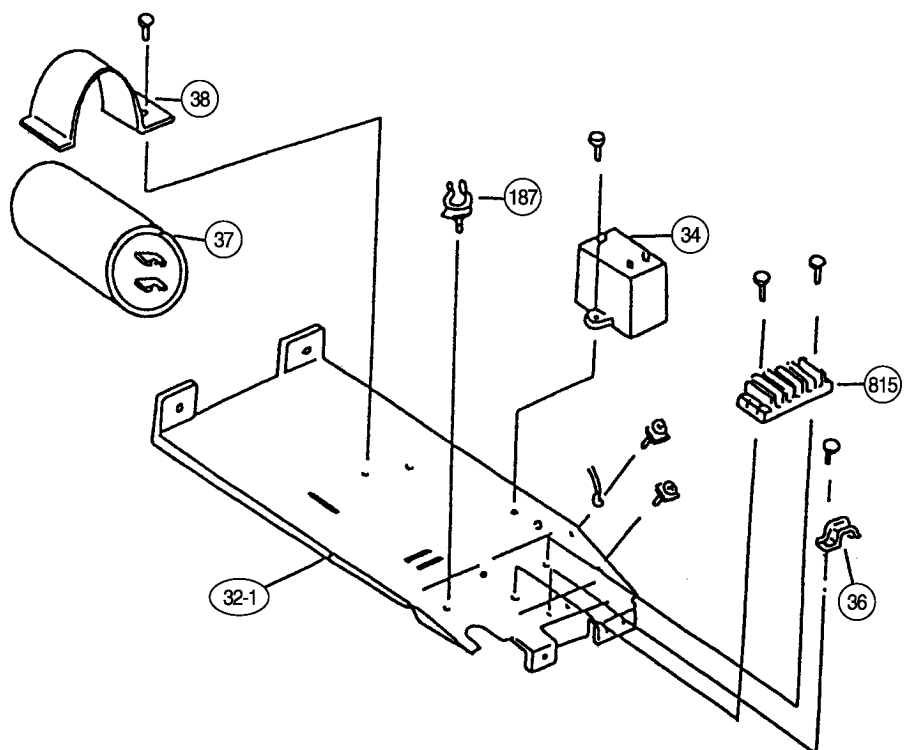
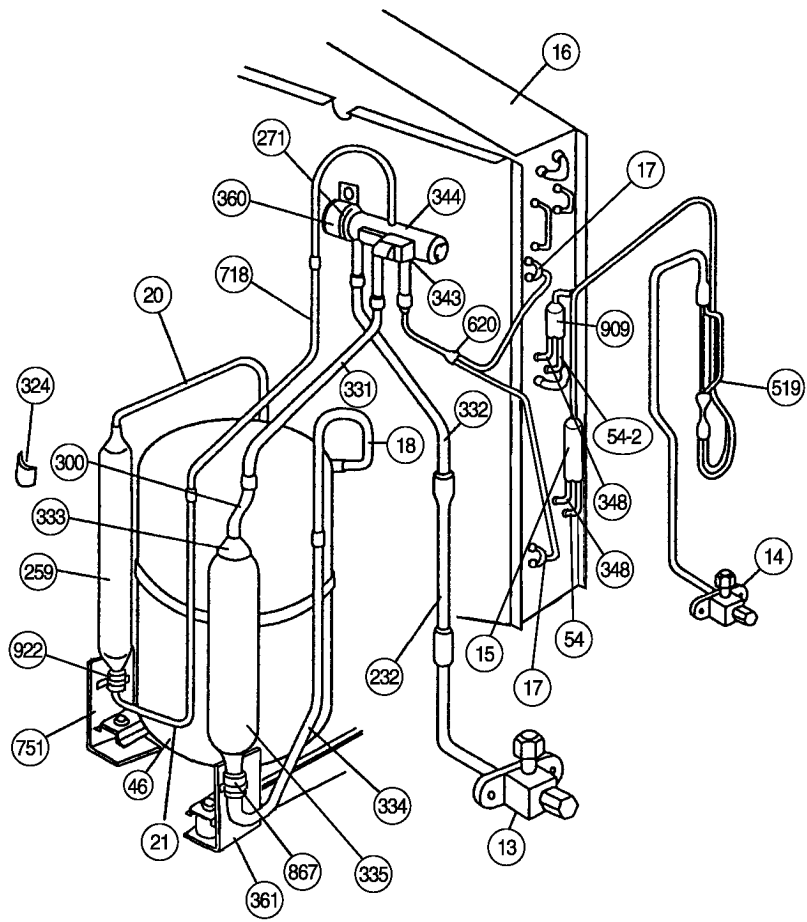
**Model : AOG18RZEL**



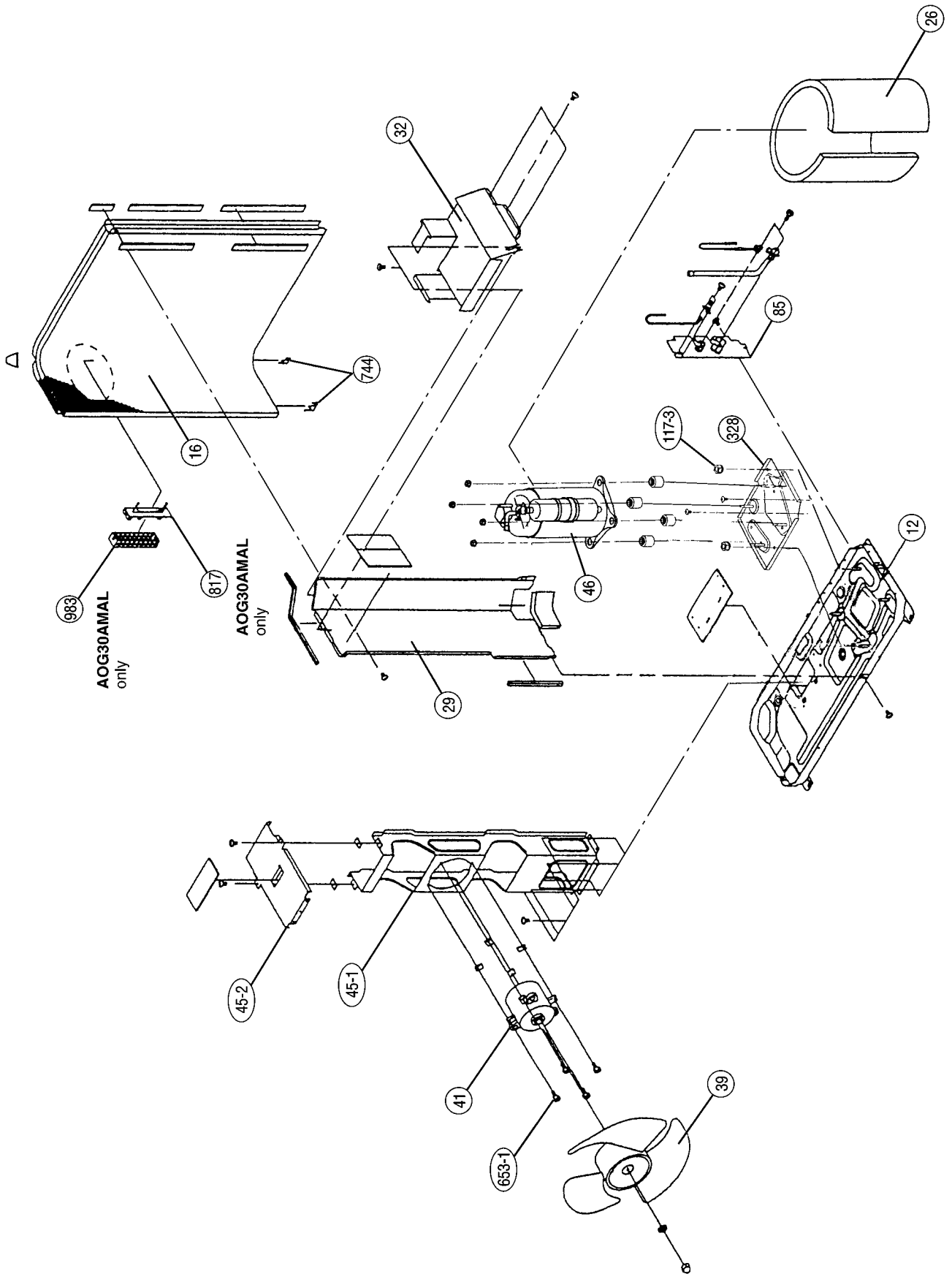
**Model : AOG24ABE**



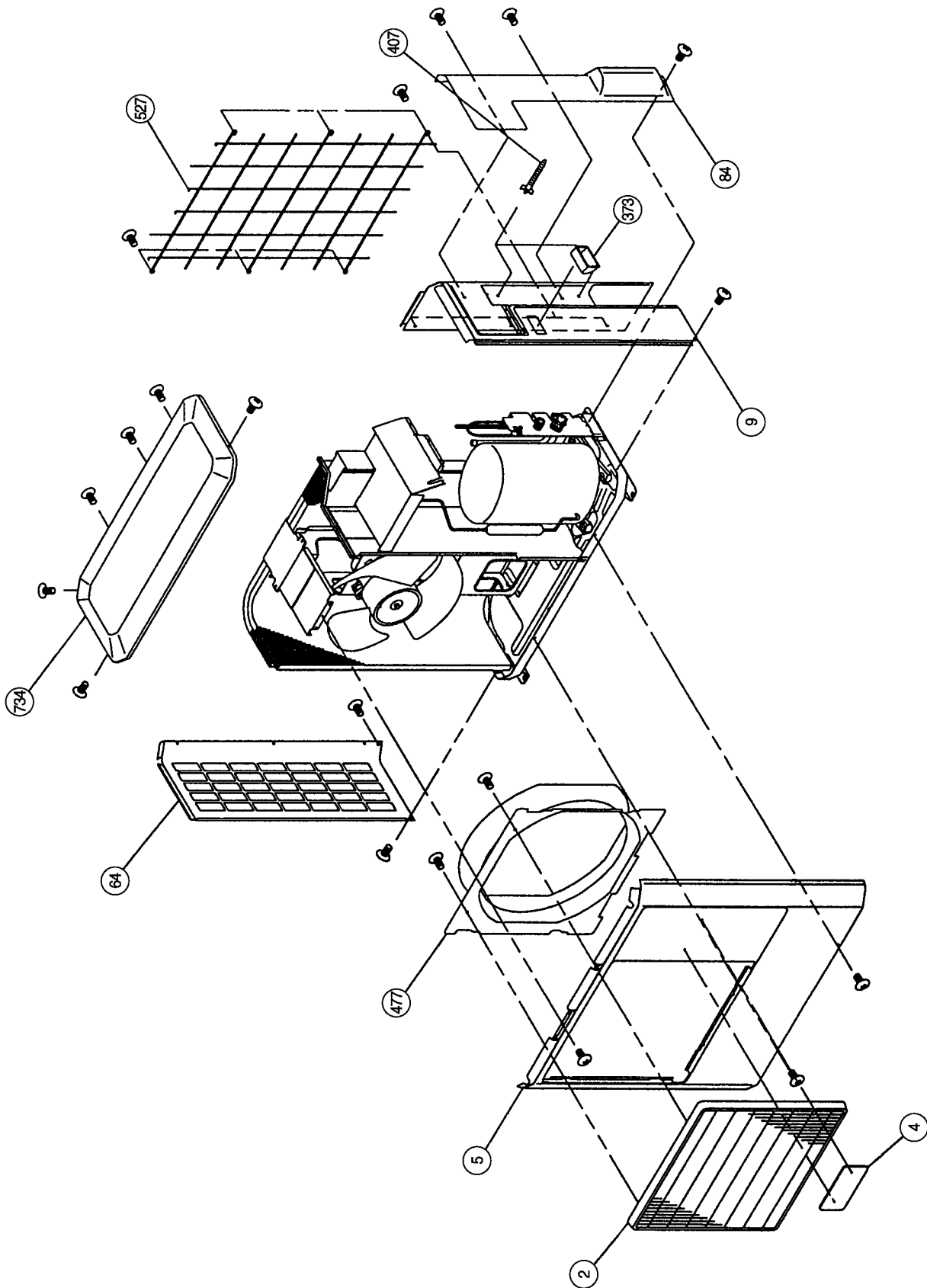
**Model : AOG24RZEL**



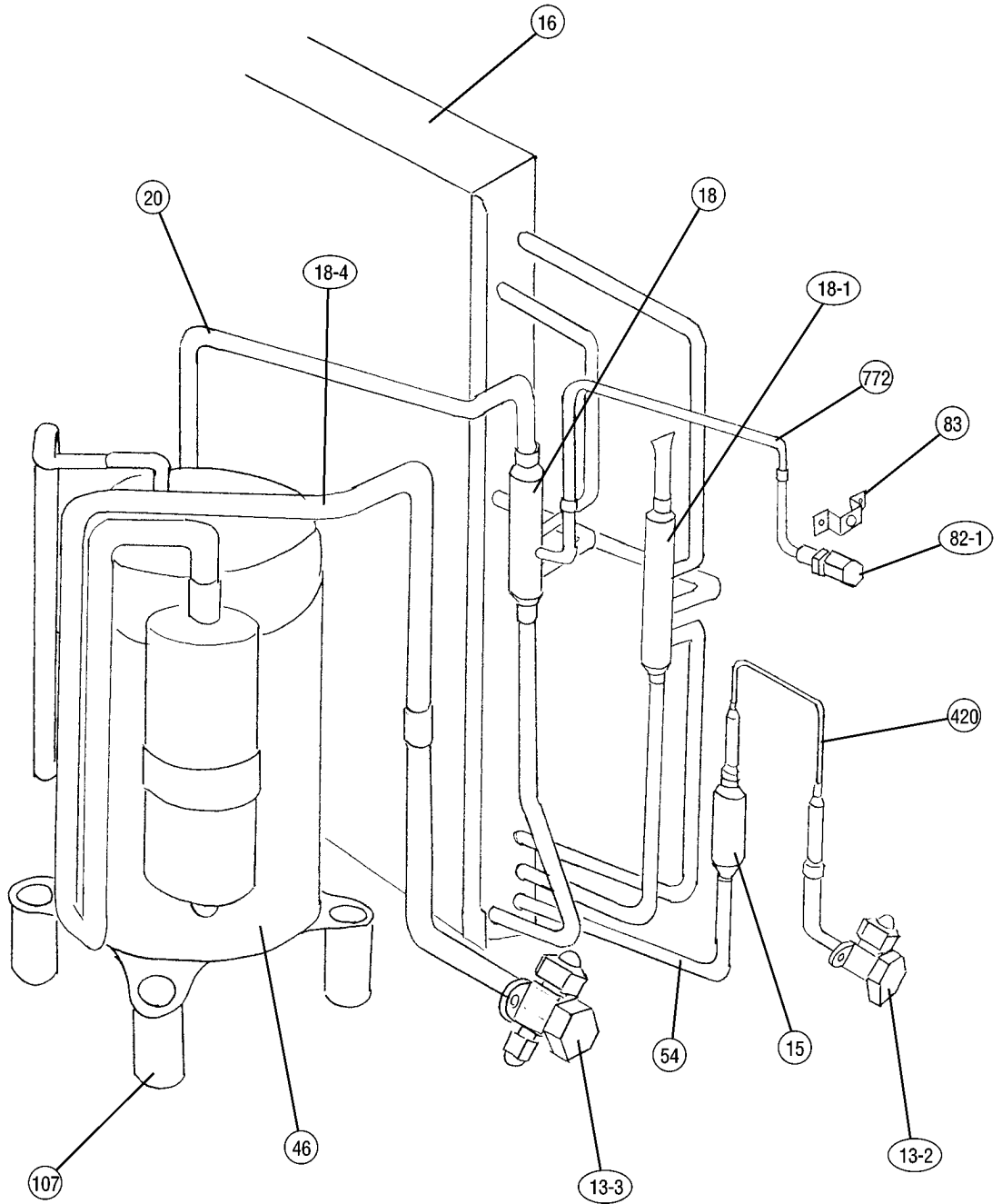
Models : AOG30AMAL  
AOG30RMAL



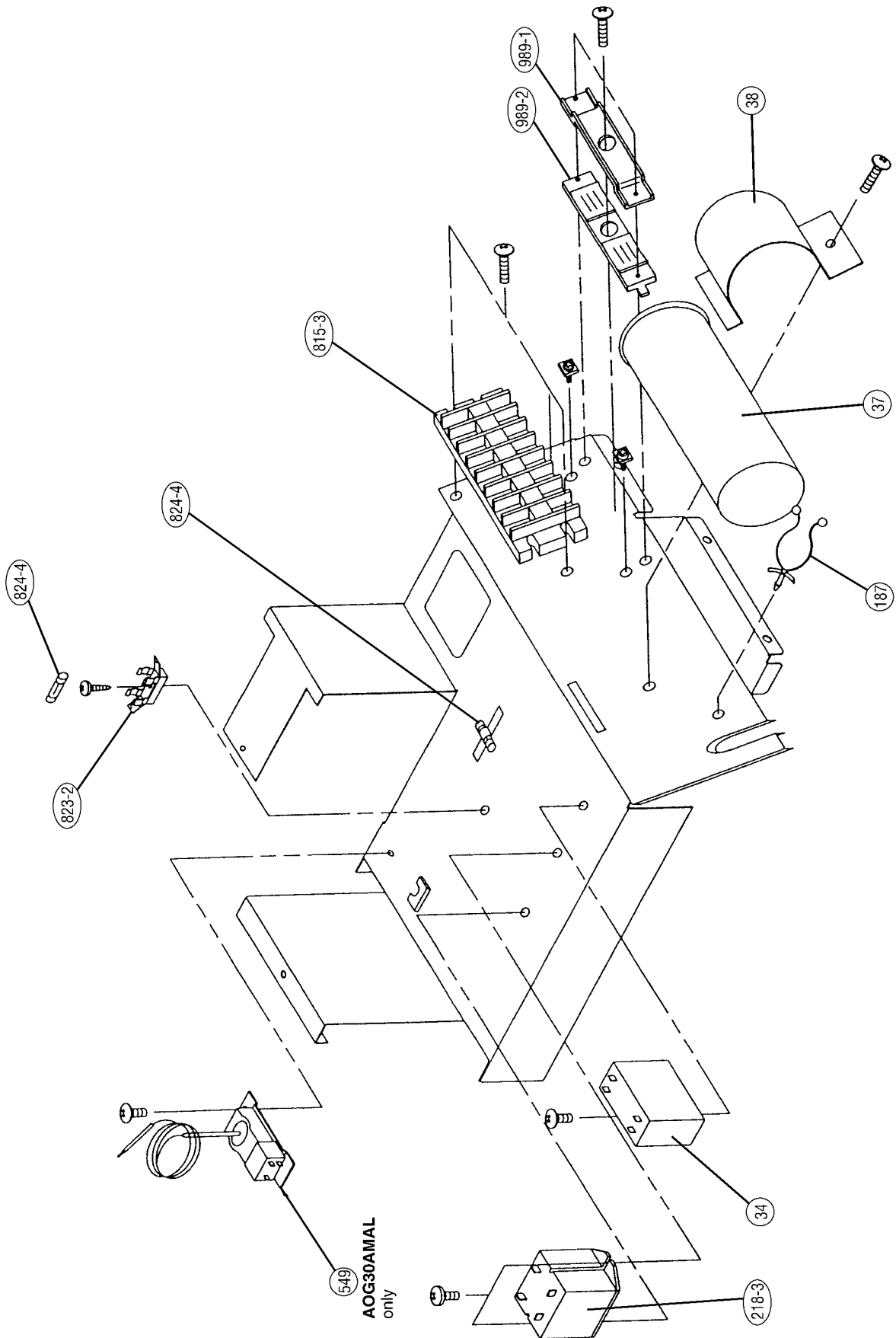
Models : AOG30AMAL  
AOG30RMAL



**Model : AOG30AMAL**

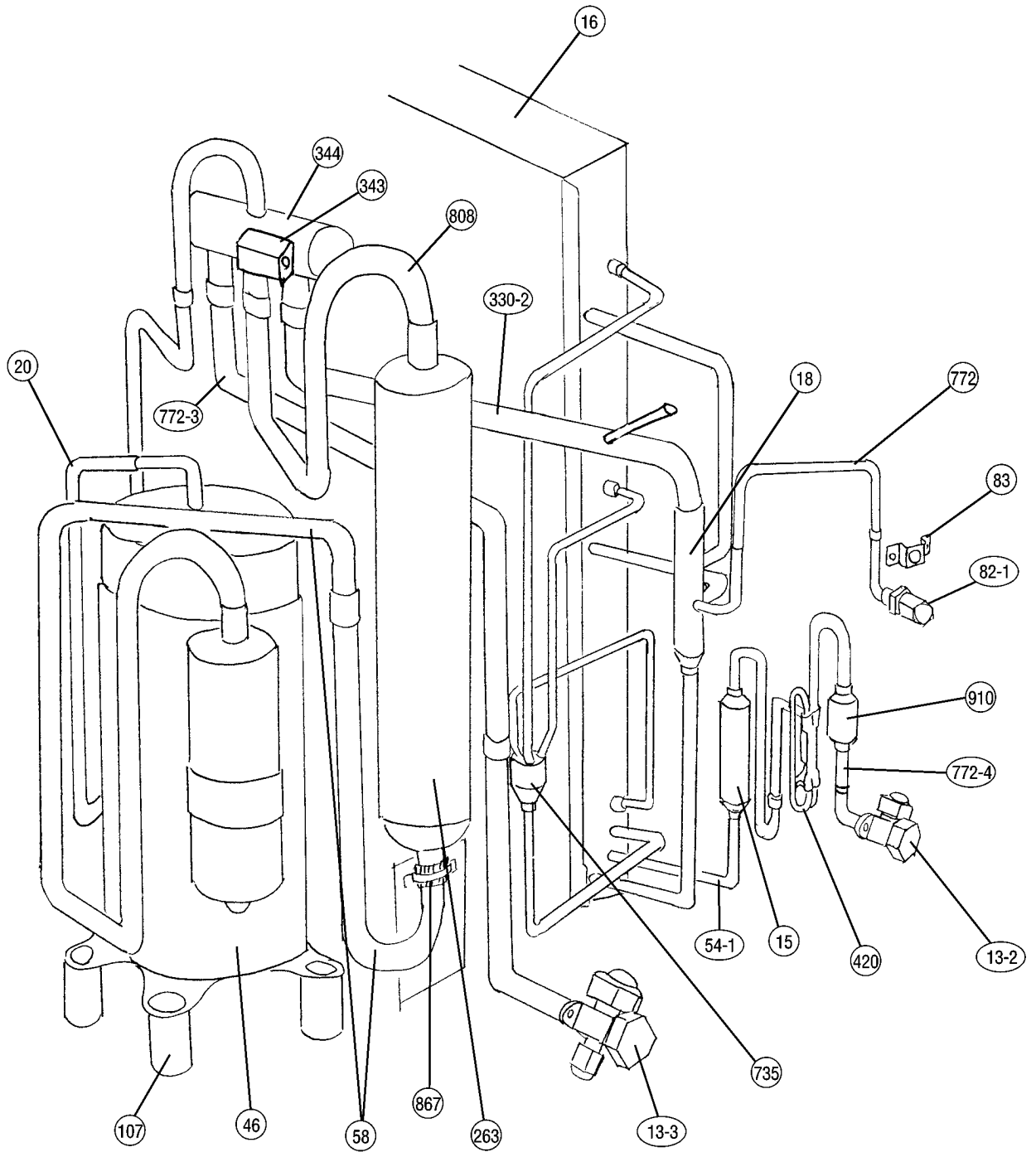


Models : AOG30AMAL  
AOG30RMAL

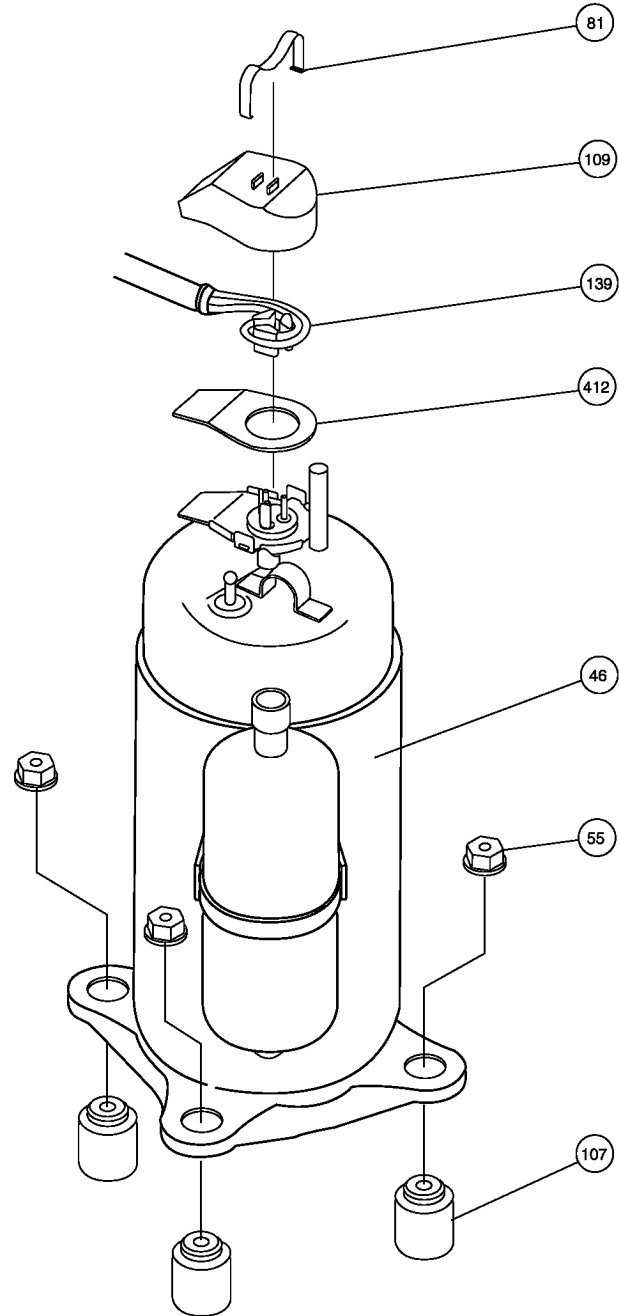




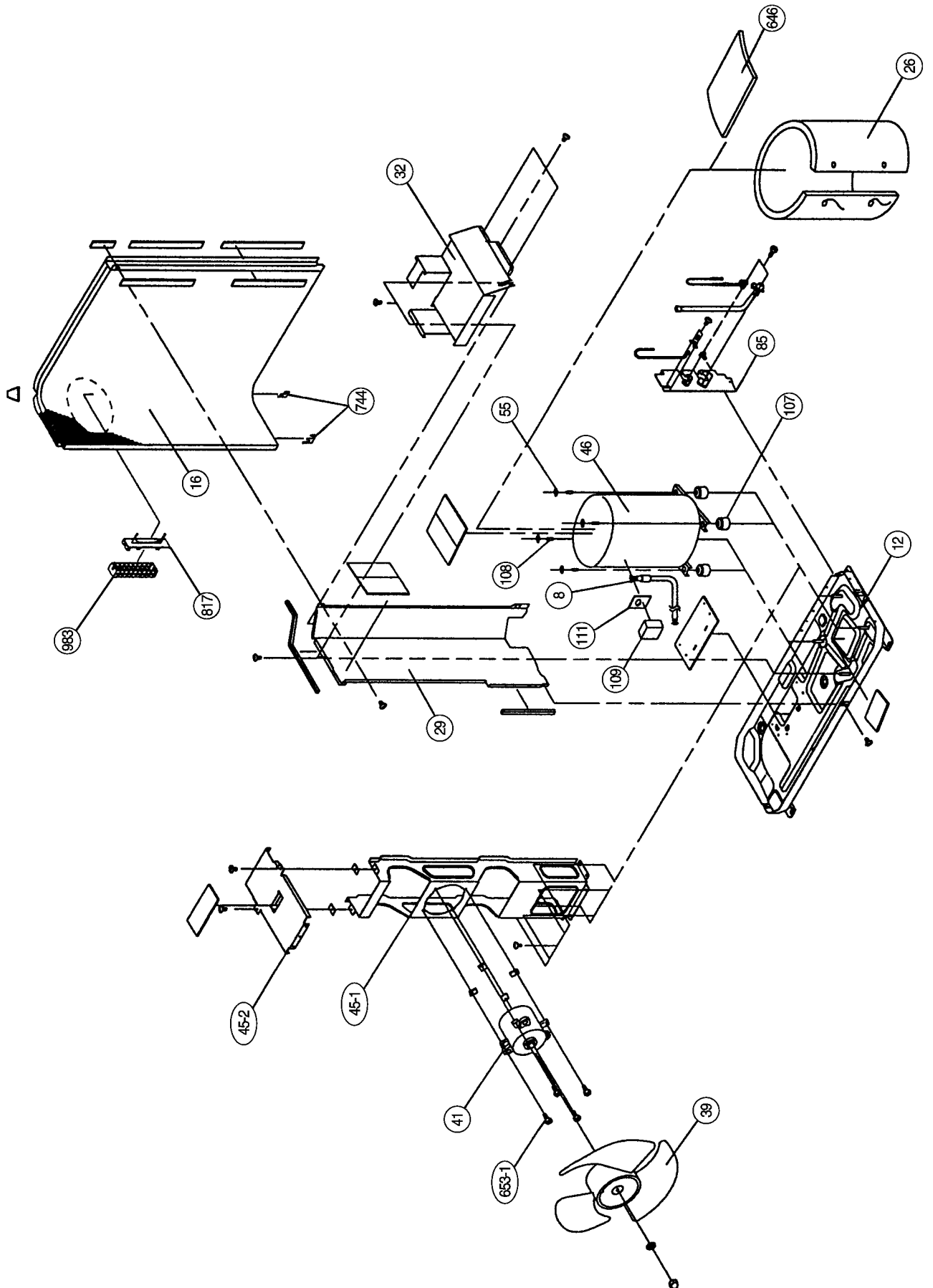
**Model : AOG30RMAL**



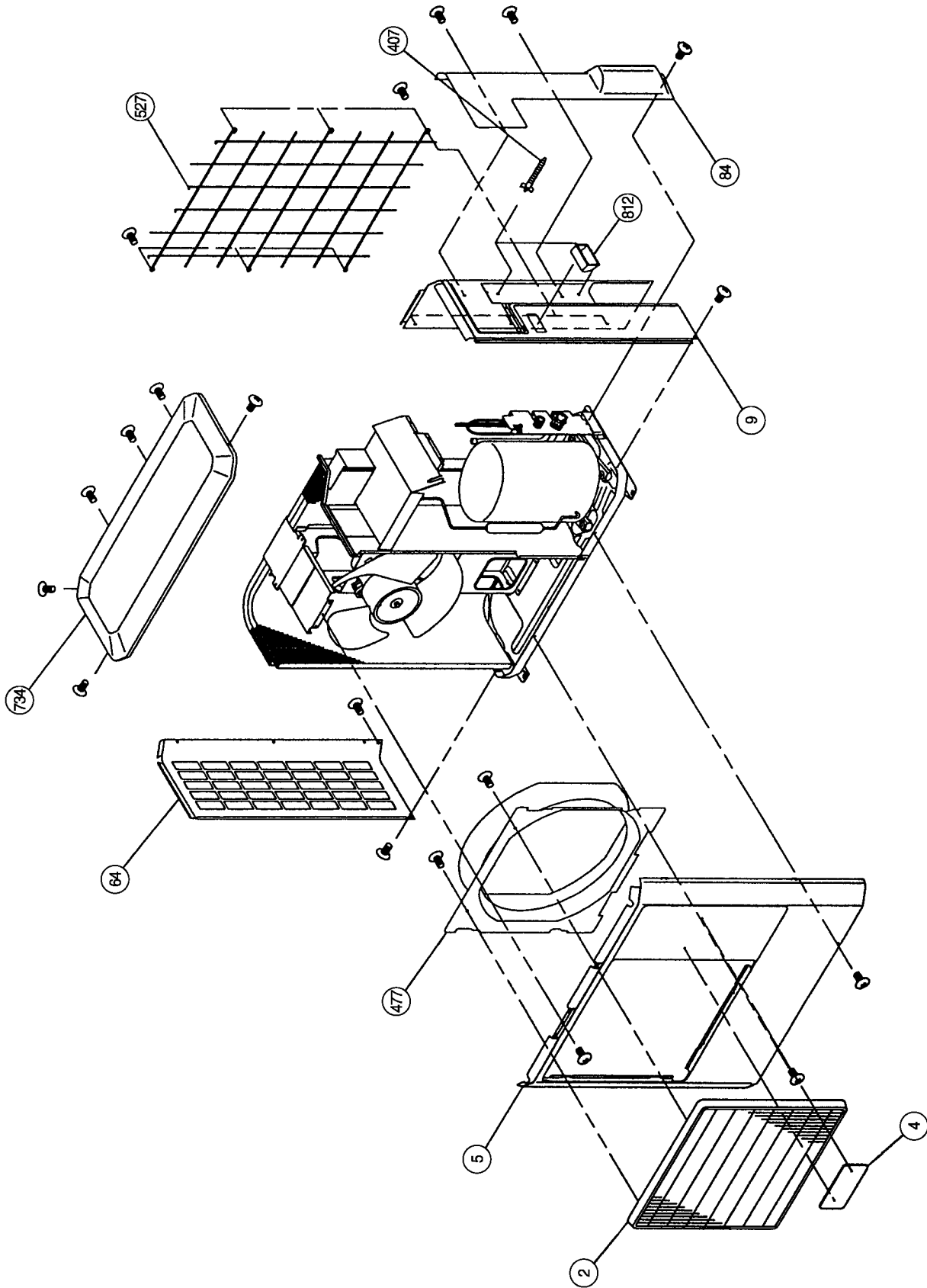
Models : AOG30AMAL  
AOG30RMAL



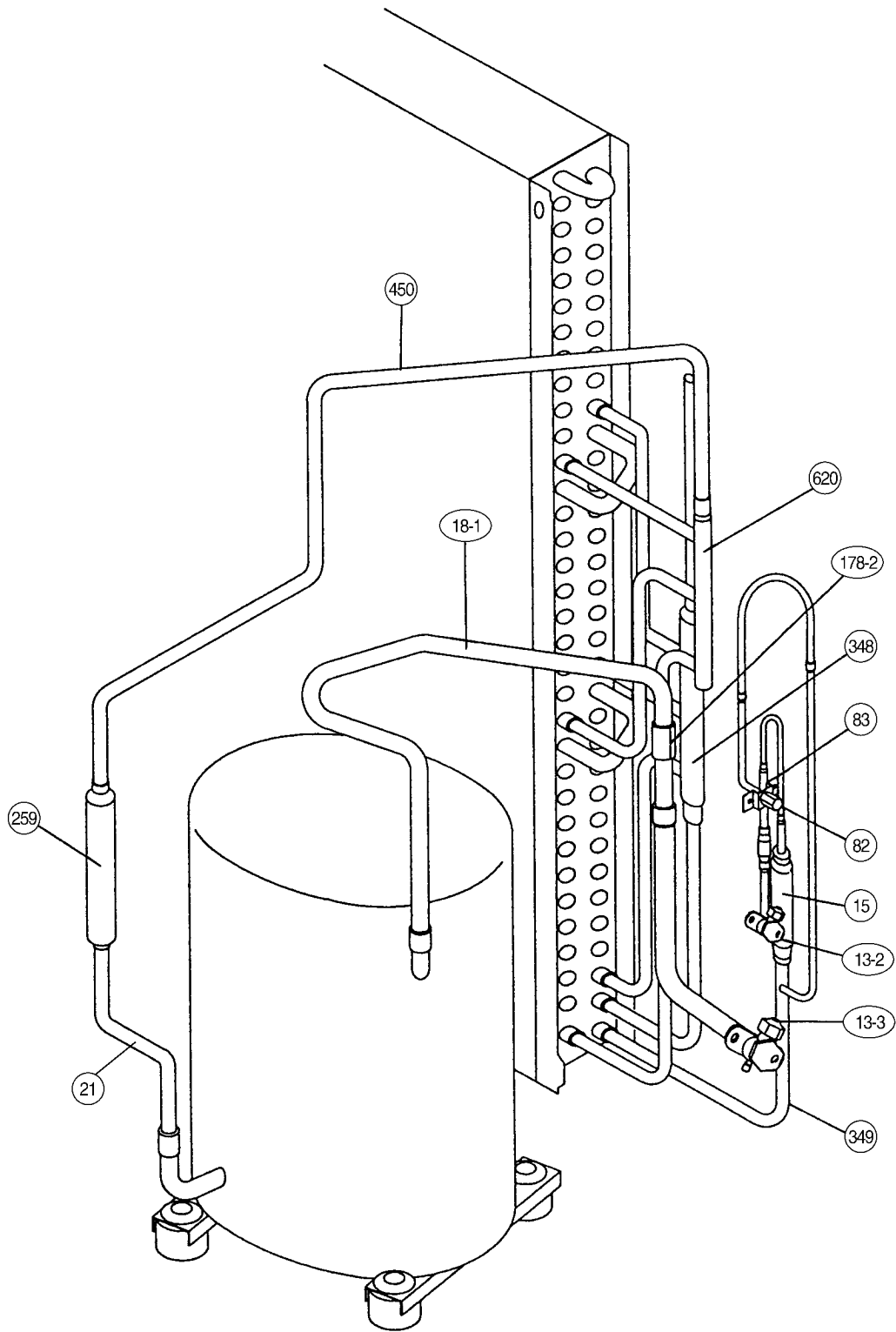
**Model : AOG30AVAL**



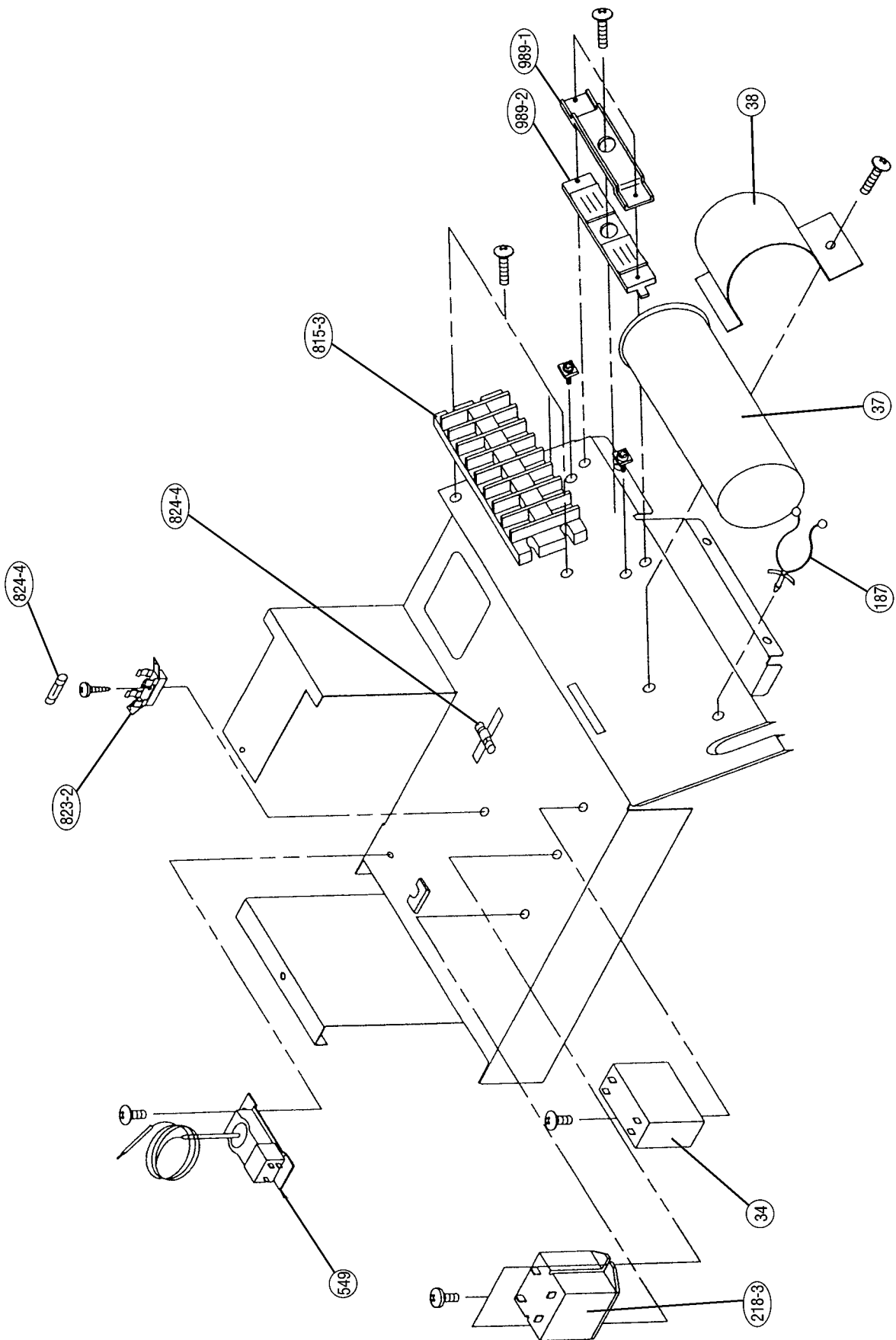
Model : AOG30AVAL



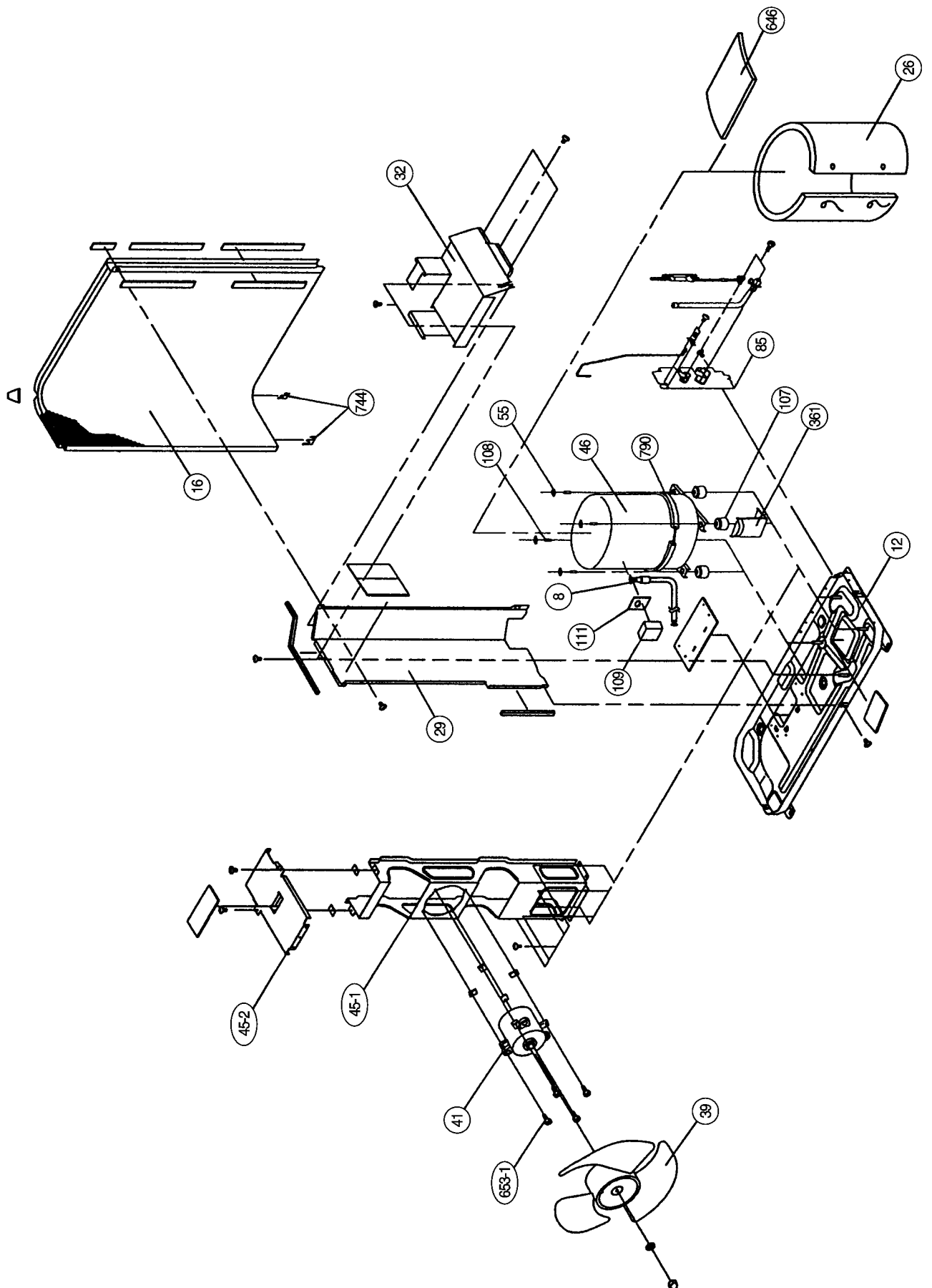
**Model : AOG30AVAL**



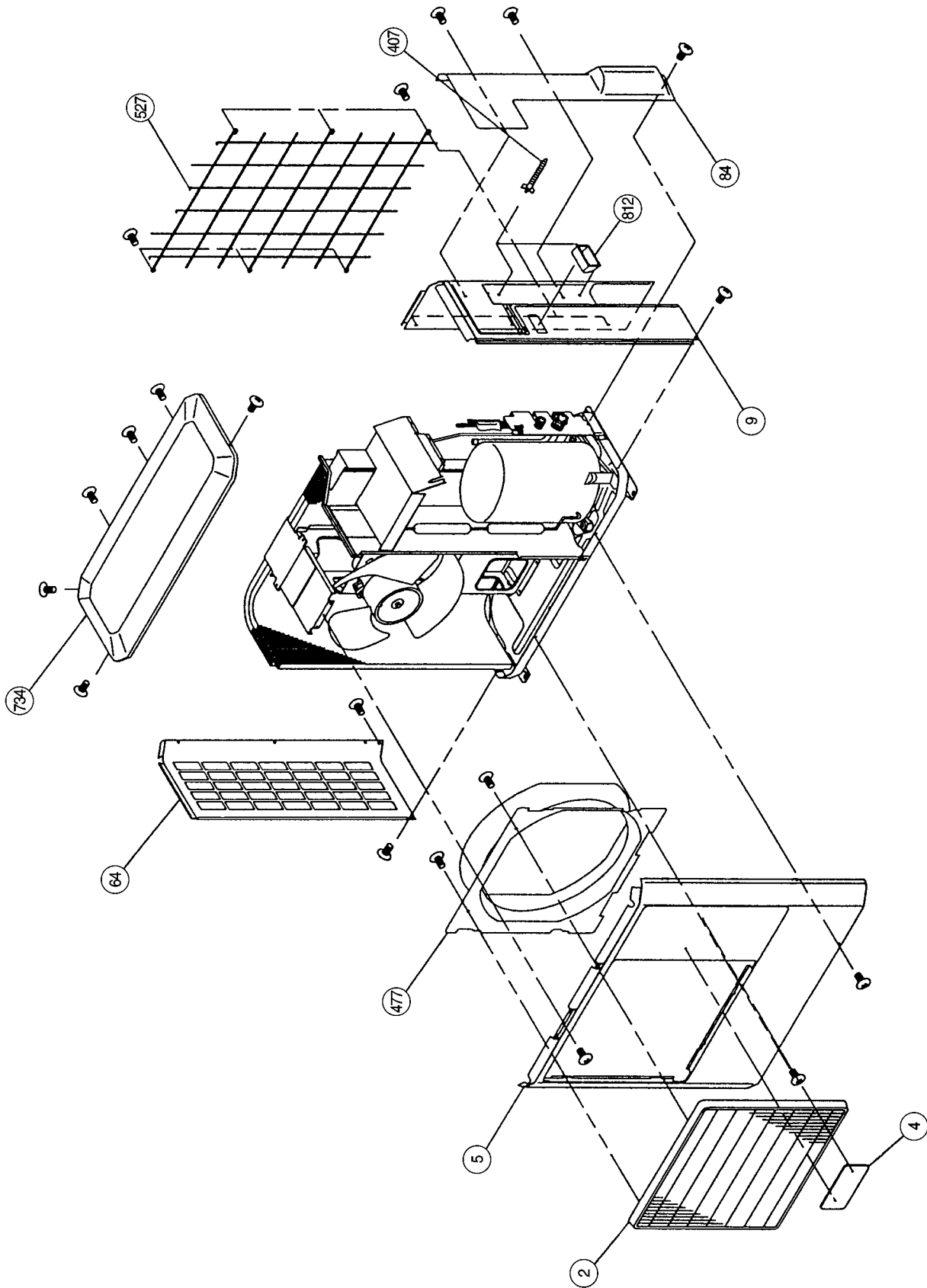
**Model : AOG30AVAL**



**Model : AOG30RVAL**



**Model : AOG30RVAL**





# PARTS LIST

When you order parts, please make a photocopy of this page and fill the number of the parts in the "Order" column.

## INDOOR UNIT

Ref. No.	Description	Part No.						Ord.
		ASG18ABA-W	ASG18RBA-W	ASG24ABA-W	ASG24RBA-W	ASG30ABA-W	ASG30RBA-W	Q'ty
34	Capacitor (Fan Motor)	9704305060	9704305060	9704305060	9704305060	9704305060	9704305060	
40	Water Seal Plate	9369684005	9369684005	9369684005	9369684005	9369684005	9369684005	
45	Bracket (Eva. )	9369372001	9369372001	9369372001	9369372001	9369372001	9369372001	
61	Decoration Plate-G	9368756017	9368756017	9368756017	9368756017	9368756017	9368756017	
63	Front Panel	9368540012	9368540012	9368540012	9368540012	9368540012	9368540012	
69	Louver	9368560010	9368560010	9368560010	9368560010	9368560010	9368560010	
69-1	Louver Base-A	9368558017	9368558017	9368558017	9368558017	9368558017	9368558017	
69-2	Louver Base-B	9368559014	9368559014	9368559014	9368559014	9368559014	9368559014	
74	Air Filter	9368552008	9368552008	9368552008	9368552008	9368552008	9368552008	
92	Link Holder	9368563004	9368563004	9368563004	9368563004	9368563004	9368563004	
108	Base	9369209017	9369209017	9369209017	9369209017	9369209017	9369209017	
122	Bearing Assy	9368574000	9368574000	9368574000	9368574000	9368574000	9368574000	
127	Drain Hose	9367695003	9367695003	9367695003	9367695003	9367695003	9367695003	
146	Evaporator Assy	9369220005	9369220005	9369220005	9369220005	—	—	
146-1	Evaporator-A Assy	—	—	—	—	9369366000	9369366000	
146-2	Evaporator-B Assy	—	—	—	—	9369373008	9369373008	
158	Joint Pipe Assy	9369242007	9369242007	9369242007	9369242007	9369371004	9369371004	
160	Front Drain Pan Assy	9369200014	9369200014	9369200014	9369200014	9369200014	9369200014	
160-1	Rear Drain Pan Assy	9369201011	9369201011	9369201011	9369201011	9369201011	9369201011	
163-2	Thermistor Spring-A	313728262708	313728262708	313728262708	313728262708	313728262708	313728262708	
164	Fan Motor Assy-IN	9601388012	9601388012	9601388012	9601388012	9601388012	9601388012	
169	Cross Flow Fan Assy	9368586003	9368586003	9368586003	9368586003	9368586003	9368586003	
178-1	Rubber (Motor)	9368575007	9368575007	9368575007	9368575007	9368575007	9368575007	
199	Step Motor	9900020019	9900020019	9900020019	9900020019	9900020019	9900020019	
220	Water Plate	—	—	—	—	9368569006	9368569006	
233	Power Transformer	9900069018	9900069018	9900069018	9900069018	9900069018	9900069018	
236	Controller PCB Assy	9703335068	9703335051	9703335020	9703395013	9703335105	9703335099	
240	Remote Control Unit	9368374020	9368374013	9368374020	9368374013	9368374020	9368374013	
321	Flap	9368544010	9368544010	9368544010	9368544010	9368544010	9368544010	
329	Coupling Pipe Assy	9369241000	9369241000	9369241000	9369241000	9369370007	9369370007	
338	Motor Holder-A	9368550004	9368550004	9368550004	9368550004	9368550004	9368550004	
338-1	Motor Holder-B	9368551001	9368551001	9368551001	9368551001	9368551001	9368551001	
338-2	Motor Holder-C	9368769000	9368769000	9368769000	9368769000	9368769000	9368769000	
385	Indicator PCB Assy	9702307011	9702307011	9702307011	9702307011	9702307011	9702307011	
401	Wall Hook Bracket	9368579005	9368579005	9368579005	9368579005	9368579005	9368579005	
408	Louver Link	9368562007	9368562007	9368562007	9368562007	9368562007	9368562007	
425	Earth Plate	9368580001	9368580001	9368580001	9368580001	9368580001	9368580001	
428	Screw Cover	9368576011	9368576011	9368576011	9368576011	9368576011	9368576011	
435	Louver Spring	9368613006	9368613006	9368613006	9368613006	9368613006	9368613006	
473	Pipe Holder	9368565008	9368565008	9368565008	9368565008	9368565008	9368565008	
473-1	Cord Holder	9368566005	9368566005	9368566005	9368566005	9368566005	9368566005	
506	Louver Rod	9368561017	9368561017	9368561017	9368561017	9368561017	9368561017	
514	Control Box	9368543006	9368543006	9368543006	9368543006	9368543006	9368543006	
522-1	Sector Gear	9368556006	9368556006	9368556006	9368556006	9368556006	9368556006	
522-2	Pinion Gear	9368557003	9368557003	9368557003	9368557003	9368557003	9368557003	
522-3	Flap Spring	9368612009	9368612009	9368612009	9368612009	9368612009	9368612009	
557	Diffuser Spring	9368587000	9368587000	9368587000	9368587000	9368587000	9368587000	
564	Bypass Pipe-A Assy	—	—	—	—	9369551000	9369551000	
564-2	Bypass Pipe-C Assy	9369479007	9369479007	9369479007	9369479007	—	—	
574-1	Evaporator Support-R	9368549008	9368549008	9368549008	9368549008	9368549008	9368549008	
574-2	Evaporator Support-L	9368548001	9368548001	9368548001	9368548001	9368548001	9368548001	
588	Evaporator Holder	—	—	—	—	9368775001	9368775001	
684	Motor Base	9368555009	9368555009	9368555009	9368555009	9368555009	9368555009	
707	Display Cover	9368564001	9368564001	9368564001	9368564001	9368564001	9368564001	
735	Distributor	9369240003	9369240003	9369240003	9369240003	9369369001	9369369001	
743	Remote Control Unit Holder Case	9305642014	9305642014	9305642014	9305642014	9305642014	9305642014	
759	Intake Grill-G	9368542016	9368542016	9368542016	9368542016	9368542016	9368542016	
764	Drain Cap	9367677009	9367677009	9367677009	9367677009	9367677009	9367677009	
815	Terminal	9306489106	9900016029	9306489106	9900016029	9306489106	9900016029	
846	Relay G5NB-1A	9900007010	9900007010	9900007010	9900007010	9900007010	9900007010	

**INDOOR UNIT (Continued)**

When you order parts, please make a photocopy of this page and fill the number of the parts in the "Order" column.

Ref. No.	Description	Part No.						Ord.
		ASG18ABA-W	ASG18RBA-W	ASG24ABA-W	ASG24RBA-W	ASG30ABA-W	ASG30RBA-W	Q'ty
855	Cover Display	9369264016	9369264016	9369264016	9369264016	9369264016	9369264016	
855-1	Cover Display-B	9369594014	9369594014	9369594014	9369594014	9369594014	9369594014	
855-2	Cover Display-C	9369683015	9369683015	9369683015	9369683015	9369683015	9369683015	
938	Control Box Cover-R	9368570002	9368570002	9368570002	9368570002	9368570002	9368570002	
942	Control Box Cover	9368611002	9368611002	9368611002	9368611002	9368611002	9368611002	
960	Diffuser Assy	9369346019	9369346019	9369346019	9369346019	9369346019	9369346019	
963	Fan Guard	9368588007	9368588007	9368588007	9368588007	9368588007	9368588007	
963-1	Fan Guard Holder	9368554002	9368554002	9368554002	9368554002	9368554002	9368554002	
998	Bypass Pipe-A	9369238000	9369238000	9369238000	9369238000	—	—	
999	Bypass Pipe-B	9369239007	9369239007	9369239007	9369239007	9369368004	9369368004	

**INDOOR UNIT**

When you order parts, please make a photocopy of this page and fill the number of the parts in the "Order" column.

Ref. No.	Description	Part No.						Ord.
		ASG18AGF-W	ASG18RGF-W	ASG24AGF-W	ASG24RGF-W	ASG30AGF-W	ASG30RGF-W	Q'ty
34	Capacitor (Fan Motor)	9704305060	9704305060	9704305060	9704305060	9704305060	9704305060	
40	Water Seal Plate	9369684005	9369684005	9369684005	9369684005	9369684005	9369684005	
45	Bracket (Eva. )	9369372001	9369372001	9369372001	9369372001	9369372001	9369372001	
61	Decoration Plate-G	9368756017	9368756017	9368756017	9368756017	9368756017	9368756017	
63	Front Panel	9368540012	9368540012	9368540012	9368540012	9368540012	9368540012	
69	Louver	9368560010	9368560010	9368560010	9368560010	9368560010	9368560010	
69-1	Louver Base-A	9368558017	9368558017	9368558017	9368558017	9368558017	9368558017	
69-2	Louver Base-B	9368559014	9368559014	9368559014	9368559014	9368559014	9368559014	
74	Air Filter	9368552008	9368552008	9368552008	9368552008	9368552008	9368552008	
92	Link Holder	9368563004	9368563004	9368563004	9368563004	9368563004	9368563004	
108	Base Assy	9369209017	9369209017	9369209017	9369209017	9369209017	9369209017	
122	Bearing Assy	9368574000	9368574000	9368574000	9368574000	9368574000	9368574000	
127	Drain Hose	9367695003	9367695003	9367695003	9367695003	9367695003	9367695003	
146	Evaporator Assy	9369220005	9369220005	9369220005	9369220005	—	—	
146-1	Evaporator-A Assy	—	—	—	—	9369366000	9369366000	
146-2	Evaporator-B Assy	—	—	—	—	9369373008	9369373008	
158	Joint Pipe Assy	9369242007	9369242007	9369242007	9369242007	9369371004	9369371004	
160	Front Drain Pan Assy	9369200014	9369200014	9369200014	9369200014	9369200014	9369200014	
160-1	Rear Drain Pan Assy	9369201011	9369201011	9369201011	9369201011	9369201011	9369201011	
163-2	Thermistor Spring-A	313728262708	313728262708	313728262708	313728262708	313728262708	313728262708	
164	Fan Motor Assy-IN	9601388012	9601388012	9601388012	9601388012	9601388012	9601388012	
169	Cross Flow Fan Assy	9368586003	9368586003	9368586003	9368586003	9368586003	9368586003	
178-1	Rubber (Motor)	9368575007	9368575007	9368575007	9368575007	9368575007	9368575007	
199	Step Motor	9900020019	9900020019	9900020019	9900020019	9900020019	9900020019	
220	Water Plate	—	—	—	—	9368569006	9368569006	
233	Power Transformer	9900069018	9900069018	9900069018	9900069018	9900069018	9900069018	
236	Controller PCB Assy	9703335082	9703335075	9703335037	9703395044	9703335105	9703335099	
240	Remote Control Unit	9359913023	9359913016	9359913023	9359913016	9359913023	9359913016	
321	Flap	9368544010	9368544010	9368544010	9368544010	9368544010	9368544010	
329	Coupling Pipe Assy	9369241000	9369241000	9369241000	9369241000	9369370007	9369370007	
338	Motor Holder-A	9368550004	9368550004	9368550004	9368550004	9368550004	9368550004	
338-1	Motor Holder-B	9368551001	9368551001	9368551001	9368551001	9368551001	9368551001	
338-2	Motor Holder-C	9368769000	9368769000	9368769000	9368769000	9368769000	9368769000	
385	Indicator PCB Assy	9702307011	9702307011	9702307011	9702307011	9702307011	9702307011	
401	Wall Hook Bracket	9368579005	9368579005	9368579005	9368579005	9368579005	9368579005	
408	Louver Link	9368562007	9368562007	9368562007	9368562007	9368562007	9368562007	
425	Earth Plate	9368580001	9368580001	9368580001	9368580001	9368580001	9368580001	
428	Screw Cover	9368576011	9368576011	9368576011	9368576011	9368576011	9368576011	
435	Louver Spring	9368613006	9368613006	9368613006	9368613006	9368613006	9368613006	
473	Pipe Holder	9368565008	9368565008	9368565008	9368565008	9368565008	9368565008	
473-1	Cord Holder	9368566005	9368566005	9368566005	9368566005	9368566005	9368566005	
506	Louver Rod	9368561017	9368561017	9368561017	9368561017	9368561017	9368561017	
514	Control Box	9368543006	9368543006	9368543006	9368543006	9368543006	9368543006	
522-1	Sector Gear	9368556006	9368556006	9368556006	9368556006	9368556006	9368556006	
522-2	Pinion Gear	9368557003	9368557003	9368557003	9368557003	9368557003	9368557003	
522-3	Flap Spring	9368612009	9368612009	9368612009	9368612009	9368612009	9368612009	
557	Diffuser Spring	9368587000	9368587000	9368587000	9368587000	9368587000	9368587000	
564	Bypass Pipe-A Assy	—	—	—	—	9369551000	9369551000	
564-2	Bypass Pipe-C Assy	9369479007	9369479007	9369479007	9369479007	—	—	
574-1	Evaporator Support-R	9368549008	9368549008	9368549008	9368549008	9368549008	9368549008	
574-2	Evaporator Support-L	9368548001	9368548001	9368548001	9368548001	9368548001	9368548001	
588	Evaporator Holder	—	—	—	—	9368775001	9368775001	
684	Motor Base	9368555009	9368555009	9368555009	9368555009	9368555009	9368555009	
707	Display Cover	9368564001	9368564001	9368564001	9368564001	9368564001	9368564001	
735	Distributor	9369240003	9369240003	9369240003	9369240003	9369369001	9369369001	
743	Remote Control Unit Holder Case	9359955016	9359955016	9359955016	9359955016	9359955016	9359955016	
759	Intake Grill-G	9368542016	9368542016	9368542016	9368542016	9368542016	9368542016	
764	Drain Cap	9367677009	9367677009	9367677009	9367677009	9367677009	9367677009	
815	Terminal	9306489106	9900016029	9306489106	9900016029	9306489106	9900016029	
846	Relay G5NB-1A	—	9900007010	—	9900007010	9900007010	9900007010	

When you order parts, please make a photocopy of this page and fill the number of the parts in the "Order" column.

**INDOOR UNIT (Continued)**

Ref. No.	Description	Part No.						Ord.
		ASG18AGF-W	ASG18RGF-W	ASG24AGF-W	ASG24RGF-W	ASG30AGF-W	ASG30RGF-W	Q'ty
855	Cover Display	9369264016	9369264016	9369264016	9369264016	9369264016	9369264016	
855-1	Cover Display-B	9369594014	9369594014	9369594014	9369594014	9369594014	9369594014	
855-2	Cover Display-C	9369683015	9369683015	9369683015	9369683015	9369683015	9369683015	
938	Control Box Cover-R	9368570002	9368570002	9368570002	9368570002	9368570002	9368570002	
942	Control Box Cover	9368611002	9368611002	9368611002	9368611002	9368611002	9368611002	
960	Diffuser Assy	9369346019	9369346019	9369346019	9369346019	9369346019	9369346019	
963	Fan Guard	9368588007	9368588007	9368588007	9368588007	9368588007	9368588007	
963-1	Fan Guard Holder	9368554002	9368554002	9368554002	9368554002	9368554002	9368554002	
998	Bypass Pipe-A	9369238000	9369238000	9369238000	9369238000	—	—	
999	Bypass Pipe-B	9369239007	9369239007	9369239007	9369239007	9369368004	9369368004	

When you order parts, please make a photocopy of this page and fill the number of the parts in the "order" column.

## INDOOR UNIT

Ref. No.	Description	Part No.	Ord. Q'ty	Ref. No.	Description	Part No.	Ord. Q'ty
		ASG24ABB-W				ASG24ABB-W	
34	Capacitor (Fan Motor)	9704305060		425	Earth Plate	9368580001	
40	Water Seal Plate	9369684005		428	Screw Cover	9368576011	
45	Bracket (Evaporator)	9369372001		435	Louver Spring	9368613006	
61	Decoration Plate-G	9368756017		473	Pipe Holder	9368565008	
63	Front Panel	9368540012		473-1	Cord Holder	9368566005	
69	Louver	9368560010		506	Louver Rod	9368561017	
69-1	Louver Base-A	9368558017		514	Control Box	9368543006	
69-2	Louver Base-B	9368559014		522-1	Sector Gear	9368556006	
74	Air Filter	9368552008		522-2	Pinion Gear	9368557003	
92	Link Holder	9368563004		522-3	Flap Spring	9368612009	
108	Base Assy	9369209017		557	Diffuser Spring	9368587000	
122	Bearing Assy	9368574000		564-2	Bypass Pipe-C Assy	9369479007	
127	Drain Hose	9367695003		574-1	Evaporator Support-R	9368549008	
146	Evaporator Assy	9369220005		574-2	Evaporator Support-L	9368548001	
158	Joint Pipe Assy	9369242007		684	Motor Base	9368555009	
160	Front Drain Pan Assy	9369200014		707	Display Cover	9368564001	
160-1	Rear Drain Pan Assy	9900069018		735	Distributor	9369240003	
163-2	Thermistor Spring-A	313728262708		743	Remote Control Unit Holder Case	9305642014	
164	Fan Motor Assy-IN	9601388012		759	Intake Grill-G	9368542016	
169	Cross Flow Fan Assy	9368586003		764	Drain Cap	9367677009	
178-1	Rubber (Motor)	9368575007		815	Terminal	9306489106	
199	Step Motor	9900020019		846	Relay G5NB-1A	9900007010	
233	Power Transformer	9900069018		855	Cover Display	9369264016	
236	Controller PCB Assy	9703335037		855-1	Cover Display-B	9369594014	
240	Remote Control Unit	9368374020		855-2	Cover Display-C	9369683015	
321	Flap	9368544010		938	Control Box Cover-R	9368570002	
329	Coupling Pipe Assy	9369241000		942	Control Box Cover	9368611002	
338	Motor Holder-A	9368550004		960	Diffuser Assy	9369346019	
338-1	Motor Holder-B	9368551001		963	Fan Guard	9368588007	
338-2	Motor Holder-C	9368769000		963-1	Fan Guard Holder	9368554002	
385	Indicator PCB Assy	9702307011		998	Bypass Pipe-A	9369238000	
401	Wall Hook Bracket	9368579005		999	Bypass Pipe-B	9369239007	
408	Louver Link	9368562007					

**OUTDOOR UNIT**

When you order parts, please make a photocopy of this page and fill the number of the parts in the "Order" column.

Ref. No.	Description	Part No.						Ord.
		AOG18ANE	AOG18RMEL	AOG24AME	AOG24RMEL	AOG30AMAL	AOG30RMAL	Q'ty
2	Fan Cover	9350214020	9350214020	9350214020	9350214020	—	—	
2	Fan Cover (Guard)	—	—	—	—	9359808015	9359808015	
4	Emblem-Rear "GENERAL"	313791088308	313791088308	313791088308	313791088308	313791088308	313791088308	
5	Cabinet-A, Painted	9303876015	9303876015	9303876015	9303876015	9359797029	9359797029	
6	Cabinet-C, Painted	9353549013	9353549013	9353549013	9353549013	—	—	
7	Connector Cover	9358011010	9358011010	9358011010	9358011010	—	—	
8	Wire Assy (Shield)-D	9359904076	—	—	—	—	—	
8	Shield Tube Assy-D	—	9359904052	9359904052	9359904052	—	—	
9	Cabinet-B, Painted	9303874011	9303874011	9303874011	9303874011	9359798026	9359798026	
12	Base Assy, Painted	9353452054	9353452054	9353452061	9353452061	9359813019	9359813019	
13	3-Way Valve Assy	9364523002	9364523002	9357963013	9364523002	—	—	
13-2	3-Way Valve Assy (3/8)	—	—	—	—	9360150004	9369150004	
13-3	3-Way Valve Assy (5/8)	—	—	—	—	9360157003	9360157003	
14	2-Way Valve Assy	9365021002	9365021002	9357964010	9365021002	—	—	
15	Dryer	9368111014	9368111014	9368111014	9368111014	9368111014	9368111014	
16	Condenser Assy	9353455055	9353455048	9356015010	9369005015	9360280015	9360280015	
17	U Pipe-Y	—	313728127102	—	9305523009	—	—	
18	Suction Pipe	9369000003	—	—	—	—	—	
18	Inlet Pipe (Condenser)	—	—	—	—	9369048005	9369068003	
18-1	Outlet Pipe (Condenser)	—	—	—	—	9369054006	—	
18-4	Suction Pipe	—	—	—	—	9369046001	—	
19	Capillary Tube	9364270005	—	—	—	—	—	
19-3	Capillary (Cool)	—	9365395073	9364327006	—	—	—	
20	Discharge Pipe Assy	9368999001	—	—	—	—	—	
20	Discharge Pipe	—	9367136001	9368491000	—	9369047008	9369067006	
26	Compressor Cover-A	9363020007	9367296002	9368504007	9367134007	—	—	
26	Comp. Cover	—	—	—	—	9369093005	9369093005	
26-1	Compressor Cover-B	—	—	9368505004	—	—	—	
29	Separate Wall	313986033213	313986033213	313986033213	313986033213	9359804017	9359804017	
32	Control Box Metal-A	—	9365672020	—	9365672020	—	—	
32	Control Box Metal	—	—	—	—	9359839019	9359839019	
32-1	Control Box Metal-A	9365672013	—	9365672013	—	—	—	
34	Capacitor (Fan Motor)	9357965017	9357965024	9357965017	9357965024	9357965024	9357965024	
36	Cord Holder Metal	9356934007	9356934007	9356934007	9356934007	—	—	
37	Running Capacitor	9704436023	9703107122	9703107153	9703107153	9703107023	9703107023	
38	Capacitor Clamp	9351770013	9351770013	9351770013	9351770013	9360610010	9360610010	
39	Propeller Fan	9300855013	9300855013	9300855013	9300855013	9359837015	9359837015	
41	Fan Motor Assy-Out	9600738023	9600738023	9600738023	9600738023	9600832011	9600832011	
45	Motor Fixing Table Assy	313029311100	313029311100	313029311100	313029311100	—	—	
45-1	Motor Bracket	—	—	—	—	9359801016	9359801016	
45-2	Motor Bracket-Top	—	—	—	—	9359803010	9359803010	
46	Compressor Assy	9368175009	9366777007	9367112005	9367112005	9368913007	9368913007	
51	Special Nut M5	9300301015	—	—	—	—	—	
54	Condensing Pipe	—	—	—	—	9369061004	—	
54-1	Condensing Pipe-A	—	—	—	—	—	9369085000	
54-2	Outlet Pipe-B	—	—	—	9365391068	—	—	
55	Special Nut M8	9355091008	9355091008	9355091008	9355091008	9355091008	9355091008	
58	Suction Pipe Assy	—	—	9368492007	—	—	9369064005	
64	Cabinet-Left, Painted	—	—	—	—	9359840022	9359840022	
67	Rubber (Vibration Proof)	313659068604	313659068604	313659068604	313659068604	—	—	
81	Strap	—	9362371001	9362371001	9362371001	9362371001	9362371001	
82-1	Check Joint	—	—	—	—	9360162007	9360162007	
83	Check Joint Bracket	—	—	—	—	9359807018	9359807018	
84	Valve Cover	—	—	—	—	9359817017	9359817017	
85	Valve Fixing Plate	—	—	—	—	9359806011	9359806011	
107	Rubber Seat-A	9351049010	—	—	—	—	—	
107	Rubber Mount	—	9362368001	9362368001	9362368001	9362368001	9362368001	
109	Terminal Cover	9351048013	9362369008	9362369008	9362369008	9362369008	9362369008	
117-3	Hex. Nut w/Sp. Washer	301720080114	301720080114	301720080114	301720080114	301720080114	301720080114	
139	Wire Assy (Compressor)	—	—	—	—	9369094002	9369094002	

**OUTDOOR UNIT (Continued)**

When you order parts, please make a photocopy of this page and fill the number of the parts in the "Order" column.

Ref. No.	Description	Part No.						Ord.
		AOG18ANE	AOG18RMEL	AOG24AME	AOG24RMEL	AOG30AMAL	AOG30RMAL	Q'ty
187	Clamp No. 1219	313361271706	313361271706	313361271706	313361271706	313361271706	313361271706	
218-3	Power Relay	9900074012	9900074012	9900074012	9900074012	9900074012	9900074012	
263	Accumulator	—	—	—	—	—	9385005006	
271	4-Way Valve Rubber	—	313728251908	—	313728251908	—	—	
300	Suction Pipe-C	—	9367138005	—	9367125005	—	—	
328	Comp. Plate Assy	9363049015	9367128020	9367128037	9367128013	9362273015	9362273046	
330	Inlet Pipe-A Assy	—	9366859017	—	—	—	—	
330-2	Inlet Pipe (Condenser)-B Assy	—	—	—	—	—	9369074004	
332-1	Suction Pipe-D	—	9367135004	—	9367126002	—	—	
332-2	Suction Pipe-E	—	9369004001	—	9369004001	—	—	
333	Accumulator	—	9350363018	—	313986117201	—	—	
334	Suction Pipe-B	—	9367137008	—	9367124008	—	—	
338	Motor Fixture	313029297108	313029297108	313029297108	313029297108	—	—	
343	Solenoid Coil	—	9359616092	—	9359616092	—	—	
343	Solenoid	—	—	—	—	—	9900003029	
344	4-Way Valve	—	313943302804	—	9300604017	—	9307556012	
348	Outlet Pipe	9364266008	—	—	—	—	—	
348	Outlet Pipe (Cond. ) Assy	—	—	9363041019	—	—	—	
348	Outlet Pipe (Cond. )-A	—	—	—	9365391051	—	—	
348-1	Outlet Pipe-B	—	9365391020	—	—	—	—	
348-2	Outlet Pipe-A	—	9365391075	—	—	—	—	
353	Valve-A Assy	9364268002	—	9364325002	—	—	—	
360	4-Way Valve Band	—	313986251802	—	313986251802	—	—	
373	Grip	—	—	—	—	9352157004	9352157004	
407	Clamp (Cable) No. 1259	—	—	—	—	313739340109	313739340109	
412	Terminal Gasket	9351051013	9362370004	9362370004	9362370004	9362370004	9362370004	
420	Capillary Assy	—	—	—	—	9369062001	9369095009	
477	Bell-Mouth	—	—	—	—	9359809012	9359809012	
527	Protection Net	—	—	—	—	9359844013	9359844013	
549	Thermostat-Outdoor	—	—	—	—	9352553004	—	
620	Inlet Pipe Assy	—	—	—	9367298006	—	—	
646	Compressor Cover-B	9363021004	313986355101	—	9367293001	—	—	
653-1	Bolt (Fan Motor Fixing)	—	—	—	—	0700156014	0700156014	
662	Inlet Pipe-D	—	—	—	9367301003	—	—	
702	Restrictor Valve Assy	—	9365392058	—	9365392065	—	—	
717	Center Plate	9350216017	9350216017	9350216017	9350216017	—	—	
718	Discharge Pipe-C	—	—	—	9367123001	—	—	
734	Cabinet Top Plate, Painted	—	—	—	—	9359799023	9359799023	
735	Distributor Assy	—	—	—	—	—	9369076008	
744	Clamp (Condenser)	—	—	—	—	313166374106	313166374106	
754	Terminal Gasket Washer	9351053017	—	—	—	—	—	
772	Joint Pipe-A	—	—	—	—	9369060007	9369084003	
772-3	Joint Pipe (Valve)	—	—	—	—	—	9369082009	
772-4	Joint Pipe (Valve)-B	—	—	—	—	—	9369083006	
808	Inlet Pipe (Accumulator)	—	—	—	—	—	9369081002	
815	Terminal-5P	9356497021	—	9356497021	—	—	—	
815-3	Terminal-8P	—	9358660119	—	9358660119	9358660119	9358660119	
817	Thermostat Fixture	—	—	—	—	9352164019	—	
823-2	Fuse Holder	0500063024	0500063024	0500063024	0500063024	0500063024	0500063024	
824-4	Fuse	0600222529	0600222529	0600222529	0600222529	0600222529	0600222529	
867	Accumulator Holder Rubber	—	9354022027	—	9354022010	—	9354022010	
909	Strainer-A	—	—	—	9365112014	—	—	
910	Strainer-B	—	9365099018	—	—	—	9365099018	
983	Thermostat Cover	—	—	—	—	9358274002	—	
989-1	Cord Clamp-A	—	—	—	—	9359822011	9359822011	
989-2	Cord Clamp-B	—	—	—	—	9359823018	9359823018	

**OUTDOOR UNIT**

When you order parts, please make a photocopy of this page and fill the number of the parts in the "Order" column.

Ref. No.	Description	Part No.						Ord.
		AOG18AZE	AOG18RZEL	AOG24ABE	AOG24RZEL	AOG30AVAL	AOG30RVAL	Q'ty
2	Fan Cover	9350214020	9350214020	9350214020	9350214020	9359808015	9359808015	
4	Emblem-Rear "GENERAL"	313791088308	313791088308	313791088308	313791088308	313791088308	313791088308	
5	Cabinet-A, Painted	9303876015	9303876015	9303876015	9303876015	9359797029	9359797029	
6	Cabinet-C, Painted	9353549013	9353549013	9353549013	9353549013	—	—	
7	Connector Cover	9358011010	9358011010	9358011010	9358011010	—	—	
8	Wire Assy (Shield)-D	9350215010	9350215010	9350215041	9350215027	9359904021	9359904021	
9	Cabinet-B, Painted	9303874011	9303874011	9303874011	9303874011	9359798026	9359798026	
10	Nise Insulation-E	313791106305	313791106305	313790016305	313791106305	—	—	
11	Nise Insulation-B	—	—	—	313791106100	—	—	
12	Base Assy, Painted	9353452016	9353452016	9353452061	9353452061	9359812029	9359812029	
13	3-Way Valve	9364523002	9364523002	9357963013	9364523002	—	—	
13-1	3-Way Valve (5/8)	—	—	—	—	9360157003	9360157003	
13-2	Packed Valve (3-8)	—	—	—	—	9360150004	9360150004	
14	2-Way Valve Assy	9365021002	9365021002	9357964010	9365021002	—	—	
15	Dryer	313791082502	9368111014	313781082502	9368117016	9368111014	9368111014	
16	Condenser Assy	9353455055	9353455048	9356015010	9363794014	9360280015	9360280015	
17	U-Pipe (Y)	—	313728127102	—	9305523009	—	—	
18	Suction Pipe	9360518002	9351590017	9360412003	9350598007	—	—	
18-1	Suction Pipe-A	—	—	—	—	9360487001	9360152008	
19	Capillary Tube	9359017004	—	9355977005	—	—	—	
19-2	Joint Pipe	9354268005	—	9354268005	—	—	—	
20	Discharge Pipe	9360522009	9358635001	9357470009	9350601004	—	—	
21	Discharge Pipe-B	—	9358634004	9360411006	9350602001	—	—	
26	Compressor Cover-A	9354036000	9354036000	9360639004	9354036000	9353088000	9362501002	
29	Separate Wall	313986033213	313986033213	313986033213	313986033213	9359804017	9359804017	
32	Control Box Metal	—	—	—	—	9359839019	9359839019	
32-1	Control Box Metal-A	9365672013	9365672013	9365672013	9365672013	—	—	
34	Capacitor (Fan Motor)	9357965017	9357965024	9357965017	9357965024	9357965024	9357965024	
36	Cord Holder Metal	9356824001	9356362008	9356824001	9356362008	—	—	
37	Running Capacitor	9704436023	9704436023	9704436023	9704436023	9703107078	9703107078	
38	Capacitor Clamp Metal	9351770013	9351770013	9351770013	9351770013	9360610010	9360610010	
39	Propeller Fan	9300855013	9300855013	9300855013	9300855013	9359837015	9359837015	
41	Fan Motor Assy-Out	9600738023	9600738047	9600738023	9600738047	9600832011	9600832011	
45	Motor Fixing Table Assy	313029311100	313029311100	313029311100	313029311100	—	—	
45-1	Motor Bracket-Top	—	—	—	—	9359801016	9359801016	
45-2	Motor Bracket	—	—	—	—	9359803010	9359803010	
46	Compressor Assy	9360509055	9360509055	9360391001	9360509017	9360613011	9360613011	
54	Outlet Pipe (Cond. )-B	—	9365391020	—	9365391068	—	—	
55	Special Nut M8	313252257701	313252257701	313252257701	313252257701	313252257701	313252257701	
64	Cabinet Left	—	—	—	—	9359840022	9359840022	
67	Rubber (Vibration Proof)	313659068604	313659068604	313659068604	313659068604	—	—	
82	Check Joint Assy	—	—	—	—	9360762009	9360771001	
83	Check Joint Bracket	—	—	—	—	9359807018	9359807018	
84	Valve Cover	—	—	—	—	9359817017	9359817017	
85	Valve Fixing Plate	—	—	—	—	9359806011	9359806011	
88	Restrictor Valve	—	—	—	—	—	9360146007	
107	Rubber Seat-A (For Comp. )	313093081402	313093081402	313102081406	313093081402	313102081406	313102081406	
108	Sleeve-A (For Comp. )	313093081706	313093081706	313696081700	313093081706	313696081700	313696081700	
109	Terminal Cover (For Comp. )	313202059600	313202059600	9355987004	313202059600	9352456022	9352456022	
110	Lock Wire (For Comp. )	313202059706	313202059706	9355989008	313202059706	—	—	
111	Terminal Packing (For Comp. )	313202059807	313202059807	9355988001	313202059807	9352456039	9352456039	
128-1	Rubber (Discharge Pipe)	—	—	—	—	—	313155086308	
158	Joint Pipe	9365312018	—	—	—	—	—	
178-1	Capillary Holder Rubber	313414274807	—	313414274807	—	—	—	
178-2	Capillary Holder Rubber	—	—	—	—	313394274808	313394274808	
187	Clamp No. 1219	313361271706	313361271706	313361271706	313361271706	313361271706	313361271706	
196-1	Clamp SKB-3M	—	312300787605	312300787605	312300787605	—	—	
218-2	Power Relay	—	—	—	—	—	9900008017	
218-3	Power Relay	—	—	—	—	9900074012	—	
232	Joint Pipe	—	9365312032	9300990028	9365312032	—	—	



**OUTDOOR UNIT (Continued)**

When you order parts, please make a photocopy of this page and fill the number of the parts in the "Order" column.

Ref. No.	Description	Part No.						Ord.
		AOG18AZE	AOG18RZEL	AOG24ABE	AOG24RZEL	AOG30AVAL	AOG30RVAL	Q'ty
259	Muffler	—	313755083903	313948083902	9350605002	313755083903	313755083903	
271	Rubber (4-Way Valve)	—	313728251908	—	313728251908	—	—	
272	Strainer	—	—	—	—	—	9360147011	
300	Suction Pipe-C	—	9350358014	—	313986157307	—	—	
324	Muffler Cushion-B	—	—	—	313584295407	—	—	
330	Inlet Pipe-A Assy	—	9366859017	—	—	—	—	
331	Suction Pipe-D	—	9350359011	—	313986353502	—	—	
332	Suction Pipe-E	—	9301296013	—	9350600007	—	—	
333	Accumulator	—	9350363018	—	313986117201	—	9366439004	
334	Suction Pipe-B	—	9351591014	—	9350599004	—	—	
335	Insulation (Accumulator)	—	313681188608	—	313681188608	—	—	
338	Motor Fixture Metal	313029297108	313029297108	313029297108	313029297108	—	—	
343	Solenoid Coil	—	9359616092	—	9359616092	—	9360538017	
344	4-Way Valve	—	313943302804	—	9300604017	—	9360195005	
348	Outlet Pipe (Cond. ) Assy	—	—	—	9365391051	9360171009	9360131003	
348-1	Outlet Pipe-B	—	9365391020	—	—	—	—	
348-2	Outlet Pipe-A	—	9365391075	—	—	—	—	
349	Outlet Pipe-E	—	—	—	—	9360174000	—	
351	Outlet Pipe-F	—	—	—	—	—	9360158000	
360	4-Way Valve Band	—	313986251802	—	313986251802	—	—	
361	Accumulator Support Assy	—	313986353804	—	313986353804	—	9359843016	
371	Process Pipe-B	313142082352	—	313142082352	—	—	—	
407	Clamp (Cable) No. 1259	—	—	—	—	313739340109	313739340109	
450	Discharge Pipe-A	—	—	—	—	9360166005	9360124005	
477	Bell-Mouth	—	—	—	—	9359809012	9359809012	
519	Restrector Valve Assy	—	9365392034	—	9365392041	—	—	
527	Protection Net	—	—	—	—	9359844013	9359844013	
549	Thermostat-Outdoor	—	—	—	—	9352553004	—	
620	Inlet Pipe (Cond. ) Assy	—	—	—	9363796025	9360167002	9360126009	
646	Compressor Cover-B	313986355101	313986355101	313986355101	313986355101	9353368003	9353368003	
652-1	Thermistor Holder Pipe	—	—	—	—	—	313806262805	
653-1	Bolt (Fan Motor Fixing)	—	—	—	—	0700156014	0700156014	
717	Center Plate	9350216017	9350216017	9350216017	9350216017	—	—	
718	Discharge Pipe-C	—	—	—	9350603008	—	—	
734	Cabinet Top Plate, Panel	—	—	—	—	9359799023	9359799023	
744	Clamp (Condenser)	—	—	—	—	313166374106	313166374106	
750	Joint Pipe-A	—	—	9301003017	—	—	—	
751	Bracket (Muffler) Assy	—	—	—	9350612000	—	—	
790	Belt Heater	—	—	—	—	—	9361140035	
812	Grip	—	—	—	—	9352157004	9352157004	
815	Terminal-5P	—	9356497021	—	9356497021	—	—	
815-1	Terminal-3P	9356488005	—	9356488005	—	—	—	
815-3	Terminal-8P	—	—	—	—	9358660119	9358660119	
817	Thermostat Fixture	—	—	—	—	9352164019	—	
823-2	Fuse Holder	—	—	—	—	0500063024	0500063024	
824-4	Fuse	—	—	—	—	0600222529	0600222529	
826	Condensing Pipe-B	9353601001	—	9353601001	—	—	—	
829	Joint Pipe-A	9365314012	—	—	—	—	—	
867	Accumulator Holder Rubber	—	9354022027	—	9354022010	—	9354022010	
909	Strainer-A	—	—	9365112014	—	—	—	
910	Strainer-B	—	9365099018	—	—	—	—	
922	Muffler Rubber	—	—	—	9354014008	—	—	
983	Thermostat Cover	—	—	—	—	9358274002	—	
989-1	Cord Clamp-A	—	—	—	—	9359822011	9359822011	
989-2	Cord Clamp-B	—	—	—	—	9359823018	9359823018	

