



**SPLIT TYPE AIR
CONDITIONER (50Hz)
DUCT type**

**SERVICE
MANUAL**

Models

Indoor unit

Outdoor unit

ARG60ALA3

AOG60ABA3L

ARG60RLA3

AOG60RBA3L

CONTENTS

SPECIFICATIONS	1
OUTLINE AND DIMENSIONS	3
REFRIGERANT SYSTEM DIAGRAM	4
CIRCUIT DIAGRAM	5
INDOOR PCB CIRCUIT DIAGRAM	7
DISASSEMBLY ILLUSTRATION	10
PARTS LIST	19
STANDARD ACCESSORIES	21

SPECIFICATIONS

INDOOR UNIT	ARG60ALA3	ARG60RLA3
OUTDOOR UNIT	AOG60ABA3L	AOG60RBA3L
COOLING CAPACITY	16.4 kW - 17.0 kW	16.4 kW - 17.0 kW
HEATING CAPACITY	-----	17.0 kW - 17.6 kW

ELECTRICAL SPECIFICATIONS

POWER SUPPLY		380V - 415V	
FREQUENCY		50 Hz	
RUNNING CURRENT	COOLING	9.8 A - 9.8 A	9.8 A - 9.8 A
	HEATING	-----	8.7 A - 8.7 A
INPUT	COOLING	5.80 kW - 5.90 kW	5.80 kW - 5.90 kW
	HEATING	-----	4.90 kW - 5.05 kW
EER	COOLING	2.83 - 2.88 kW/kW	2.83 - 2.88 kW/kW
	HEATING	-----	3.47 - 3.49 kW/kW
MOISTURE REMOVAL		6.5 L/hr	
AIR CIRCULATION - Hi		3,000 m ³ /hr	

COMPRESSOR

TYPE	Hermetic type, 2 pole, 3 - phase, Induction motor
DISCRIMINATION	H26A72QDBEA

FAN MOTOR

POWER SUPPLY		380V - 415V
INDOOR UNIT	DISCRIMINATION	MFA-60ETM
	HI-SPEED	1,150 r.p.m.
	MED-SPEED	1,075 r.p.m.
	LO-SPEED	1,000 r.p.m.
OUTDOOR UNIT	DISCRIMINATION	MFB-362F
	HI-SPEED	820 r.p.m.

DIMENSIONS

INDOOR UNIT	H x W x D	400 x 1,250 x 800 mm
OUTDOOR UNIT	H x W x D	1,355 x 940 x 370 mm

WEIGHTS

INDOOR UNIT	Net / Gross	75 kg / 90 kg	
OUTDOOR UNIT	Net / Gross	121 kg / 136 kg	129 kg / 144 kg

ADDITIONAL REFRIGERANT CHARGE (R-22)

FULL CHARGE AMOUNT	PIPE LENGTH	20 m (66 ft)	4,800 g (169.6 oz)
		30 m (99 ft)	5,400 g (190.8 oz)
		40 m (132 ft)	6,000 g (212.0 oz)
		50 m (164 ft)	6,600 g (233.2 oz)
ADDITIONAL CHARGE		60 g/m (0.64 oz / ft)	

OUTLINE AND DIMENSIONS

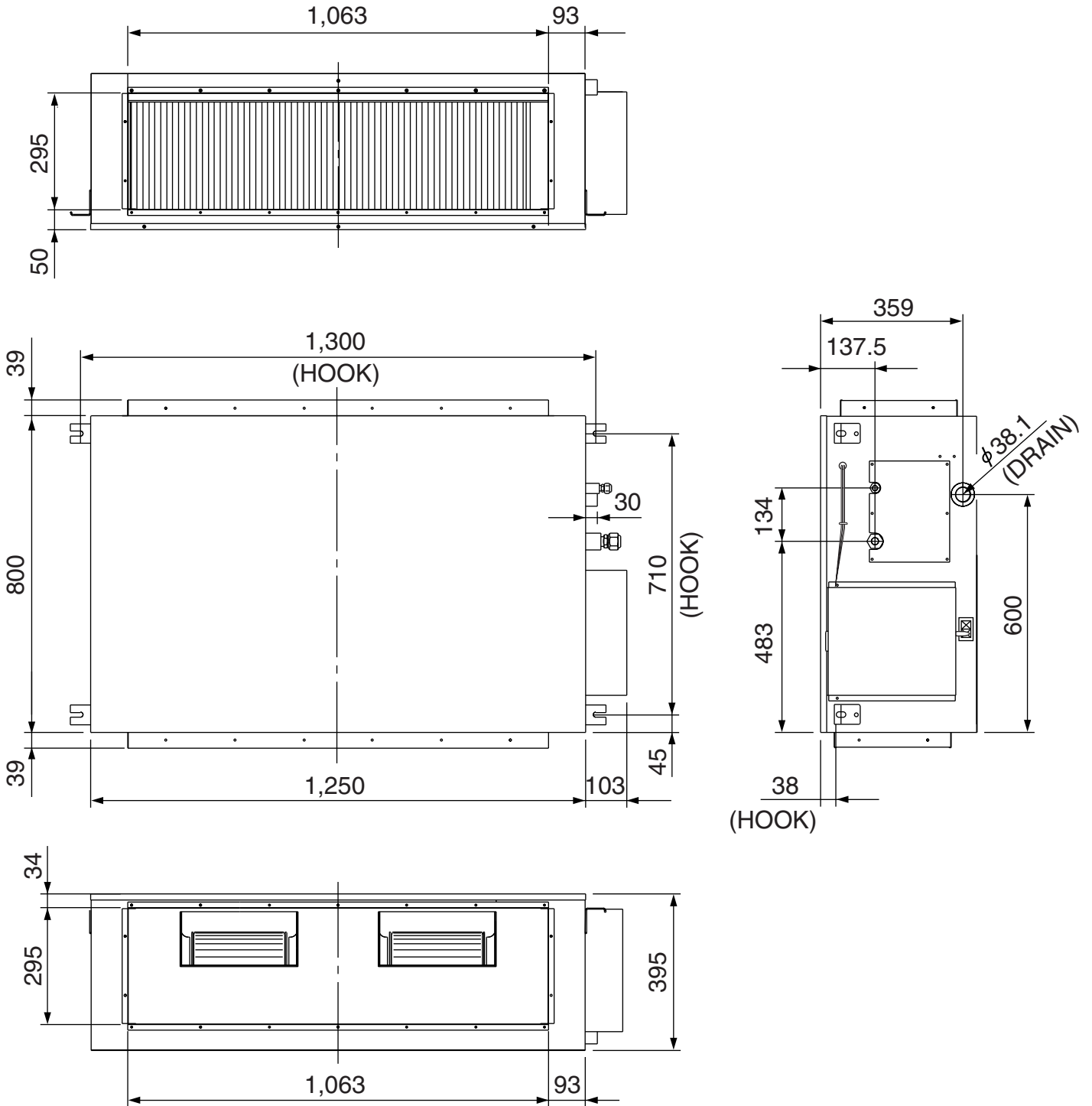
INDOOR UNIT

Models :

ARG60ALA3

ARG60RLA3

(unit : mm)



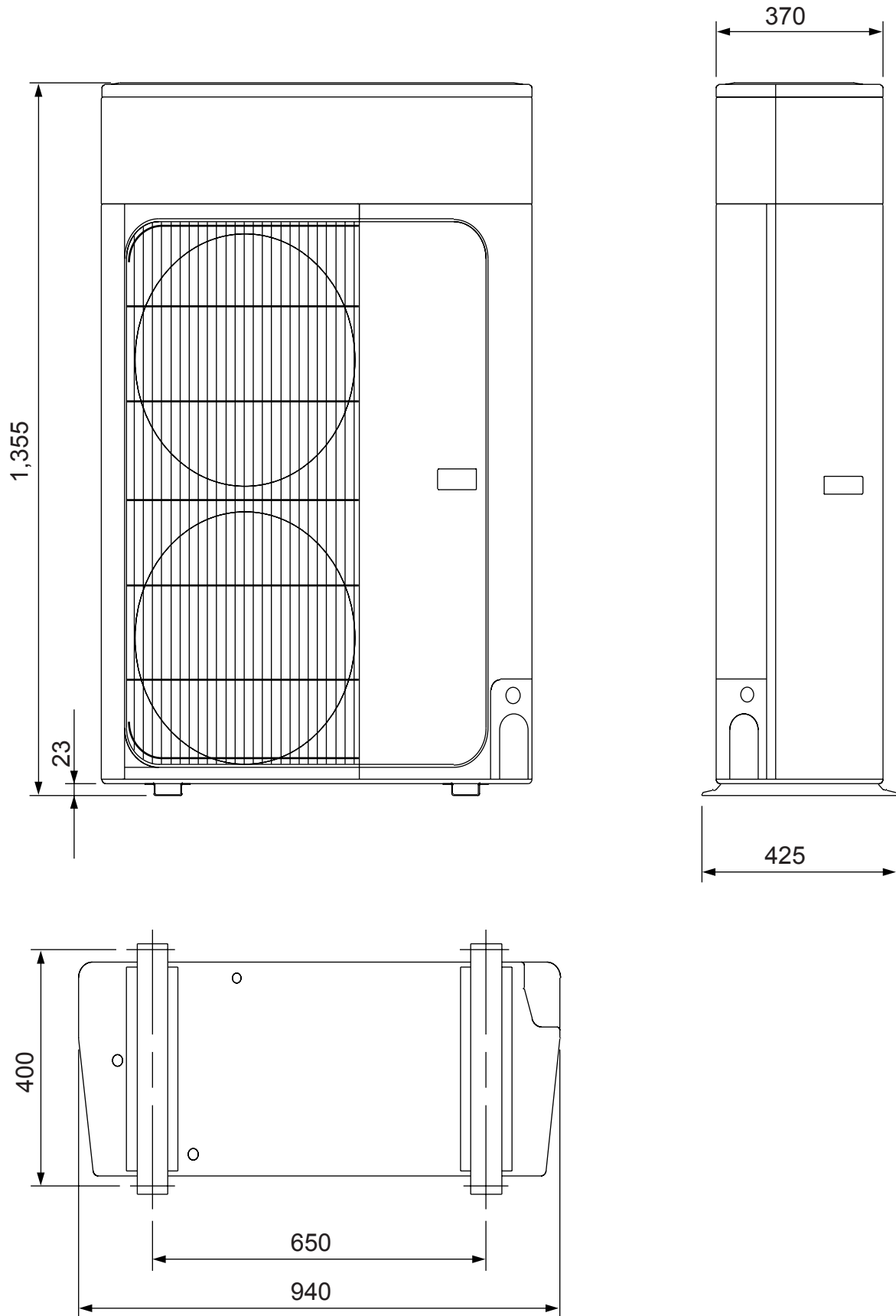
OUTDOOR UNIT

Models :

AOG60ABA3L

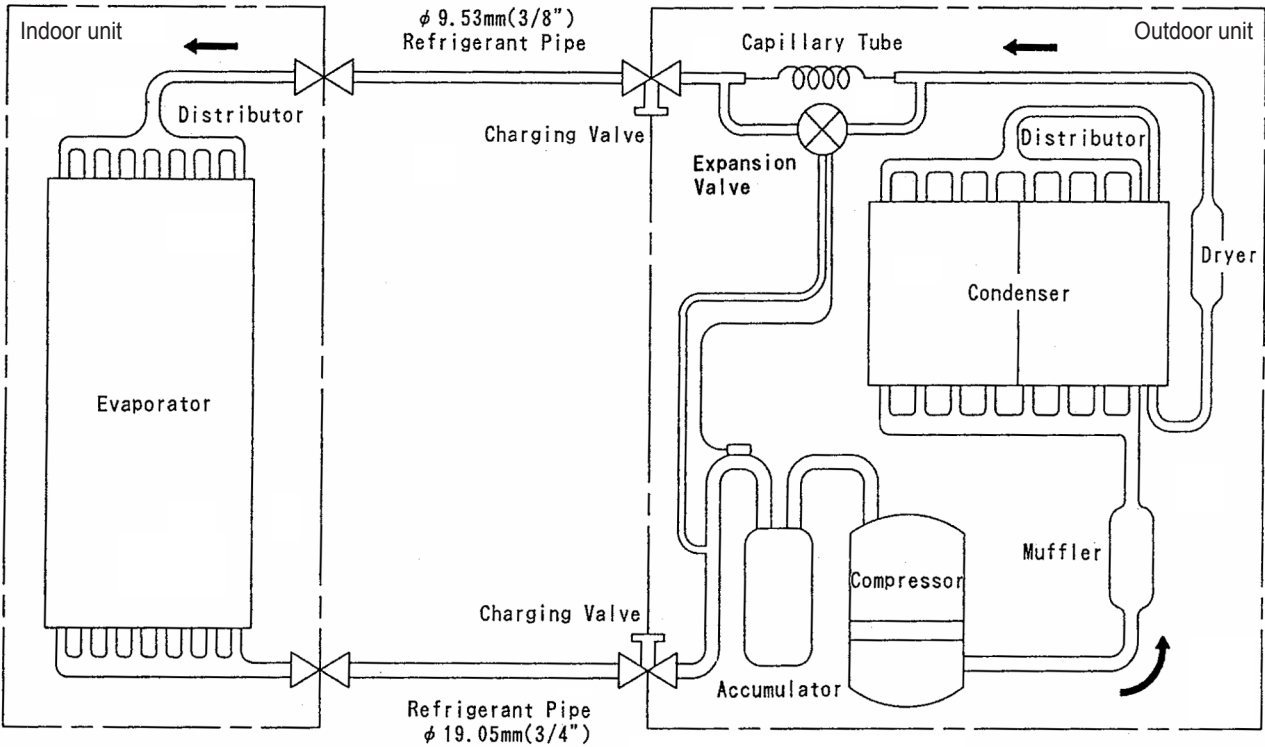
AOG60RBA3L

(unit : mm)

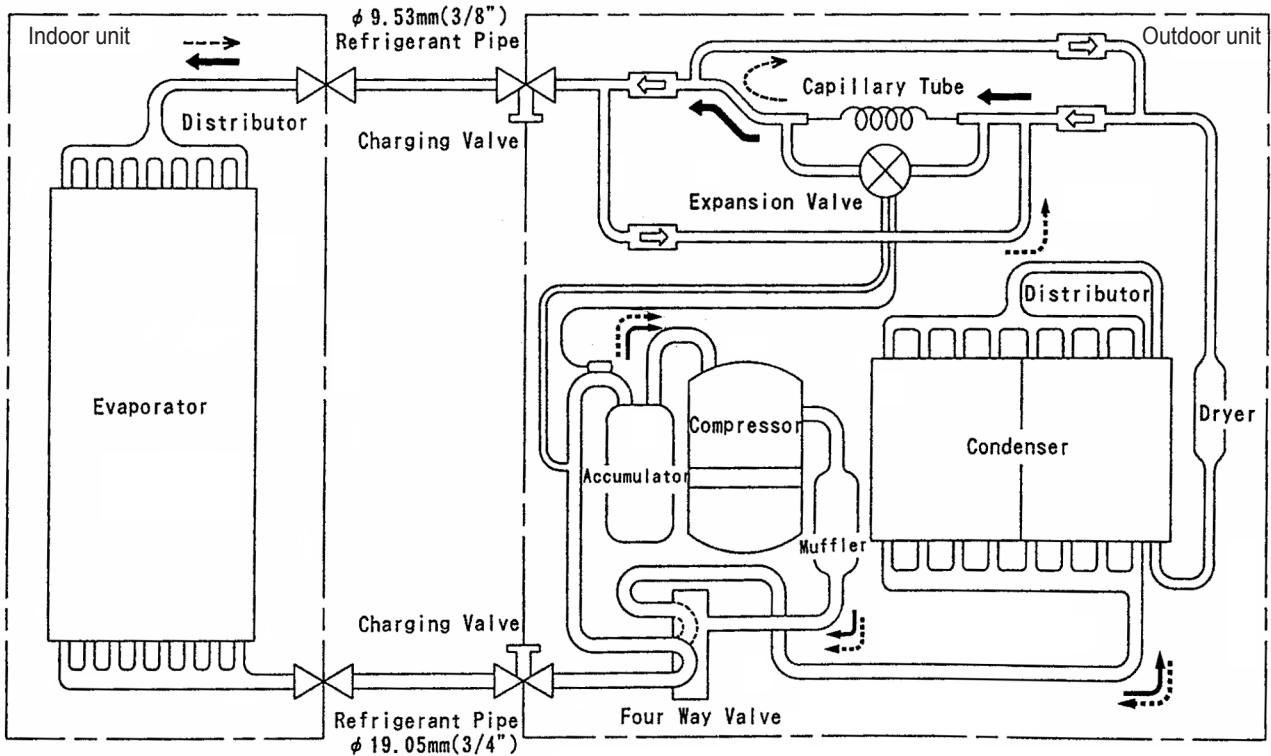






REFRIGERANT SYSTEM DIAGRAM

Models : ARG60ALA3 / AOG60ABA3L



Models : ARG60RLA3 / AOG60RBA3L

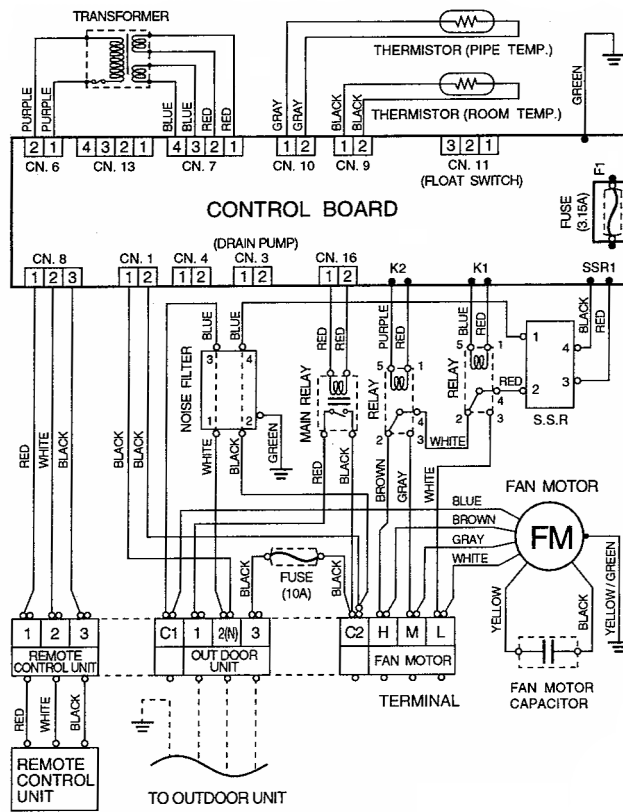


-  : Flare coupling
-  : Cooling
-  : Heating
-  : Check valve

CIRCUIT DIAGRAM

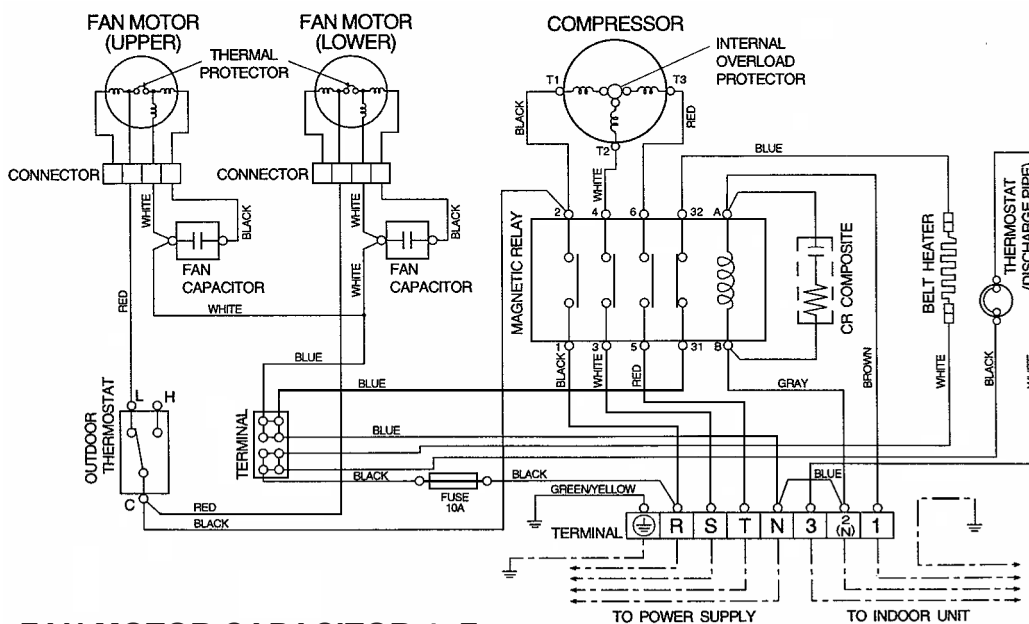
Models : ARG60ALA3 / AOG60ABA3L

INDOOR UNIT



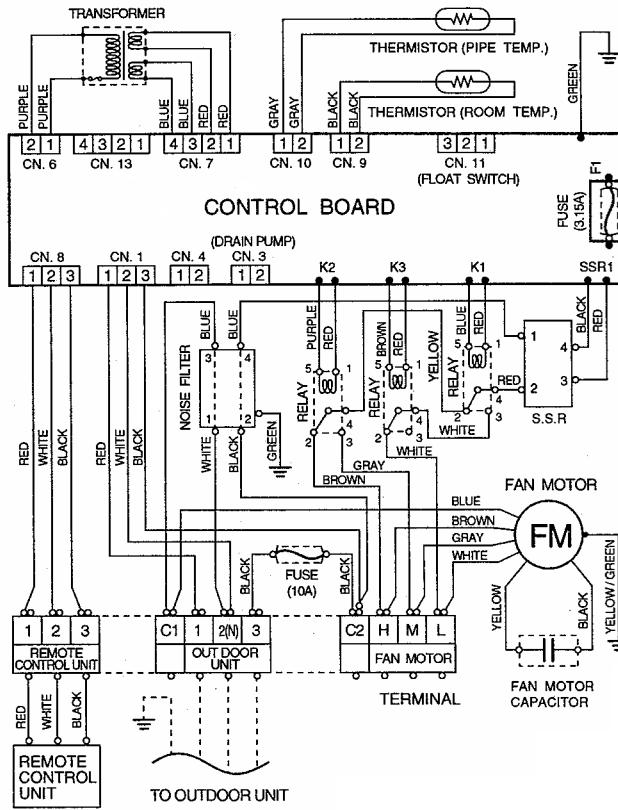
FAN MOTOR CAPACITOR 15uF

OUTDOOR UNIT



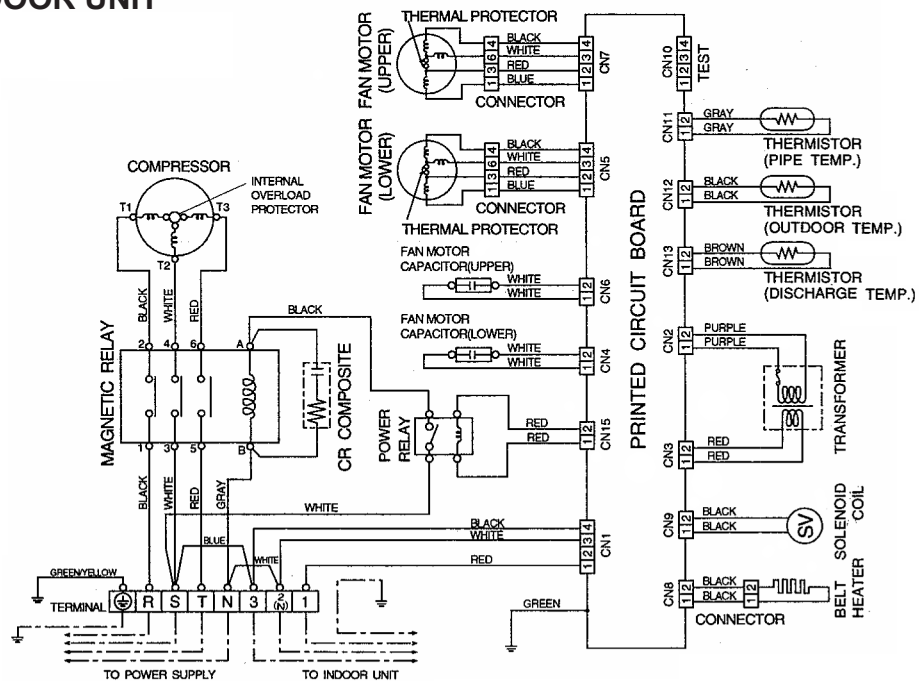
FAN MOTOR CAPACITOR 4uF

INDOOR UNIT



FAN MOTOR CAPACITOR 15uF

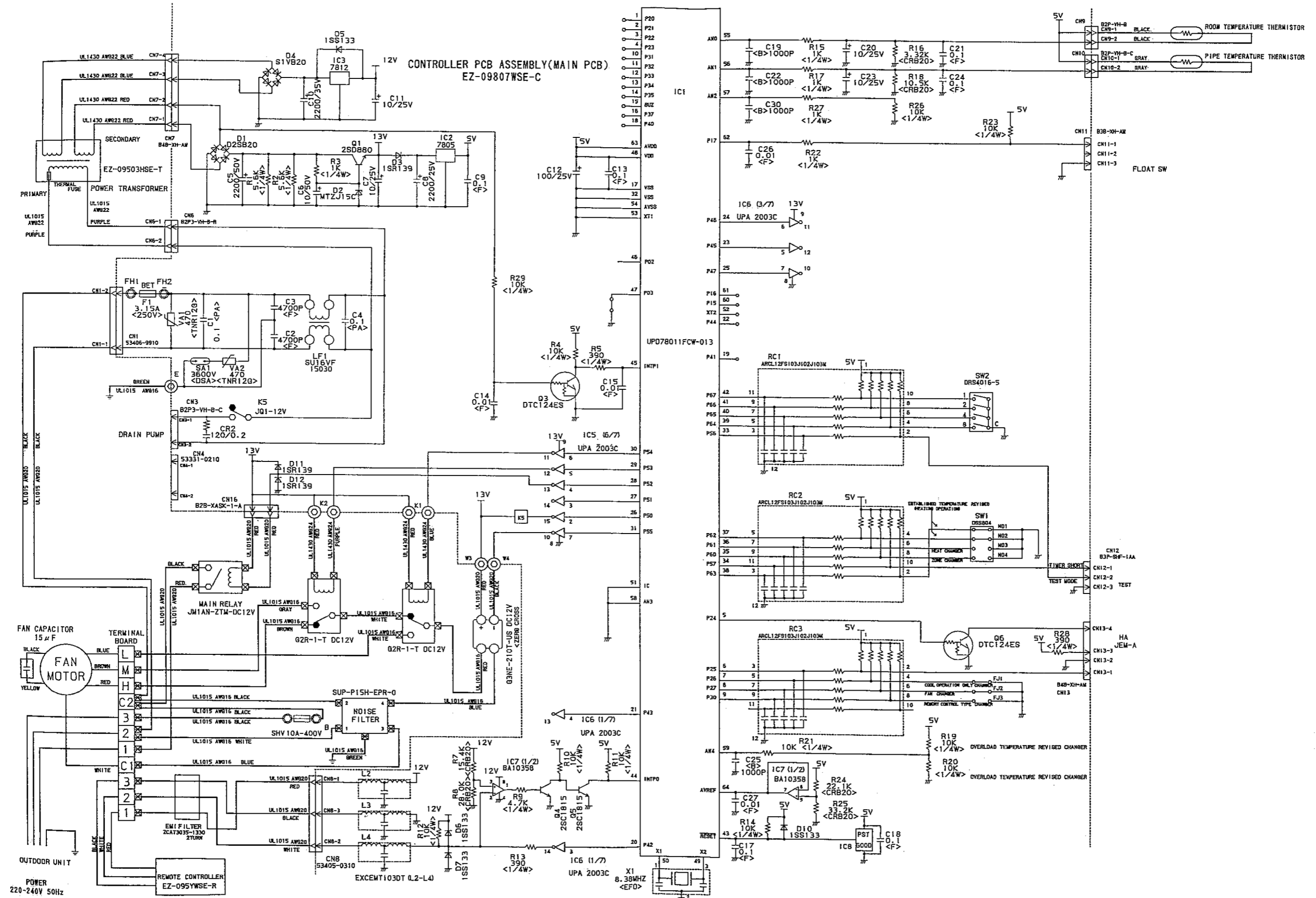
OUTDOOR UNIT

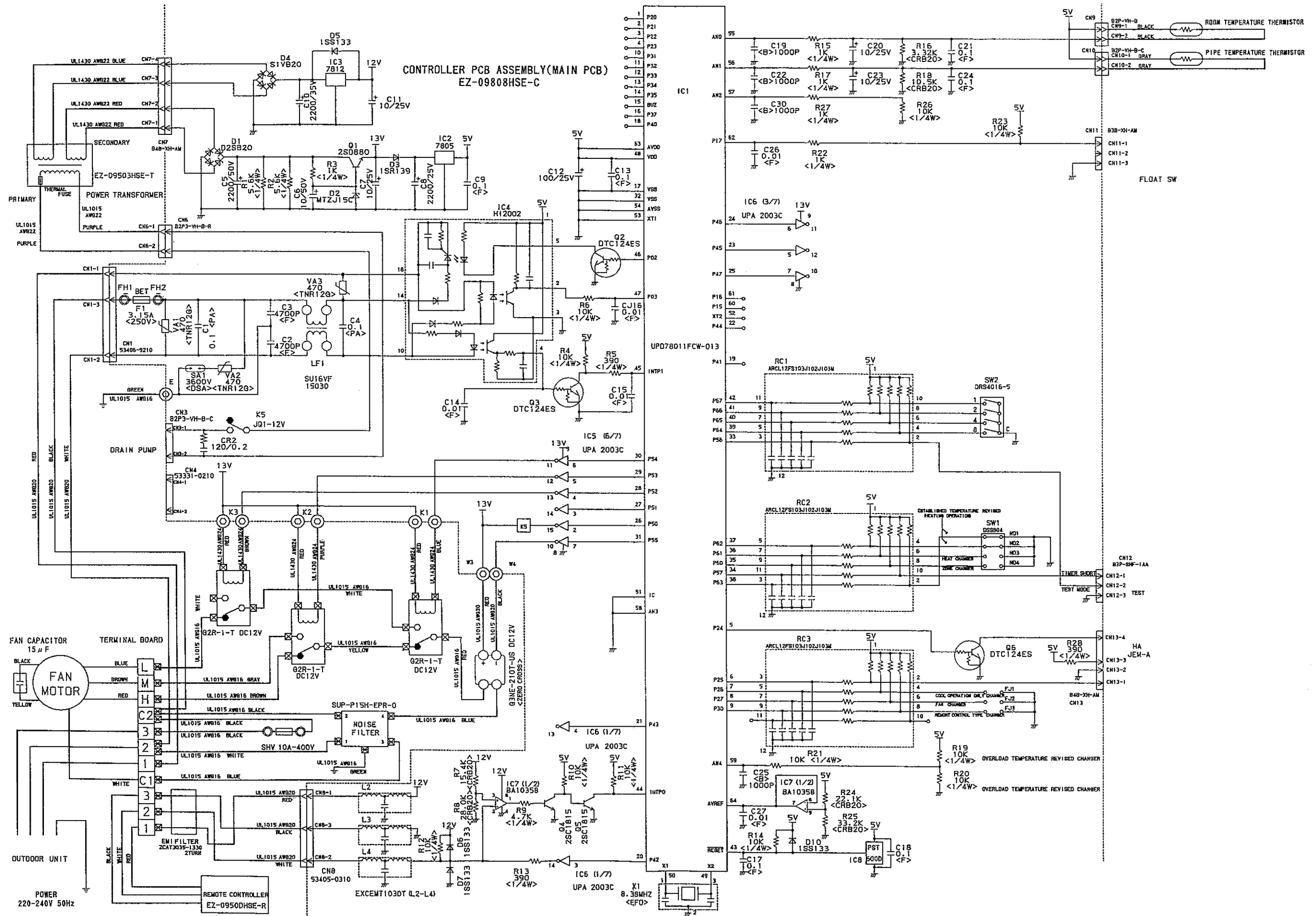


FAN MOTOR CAPACITOR 4uF

INDOOR PCB CIRCUIT DIAGRAM

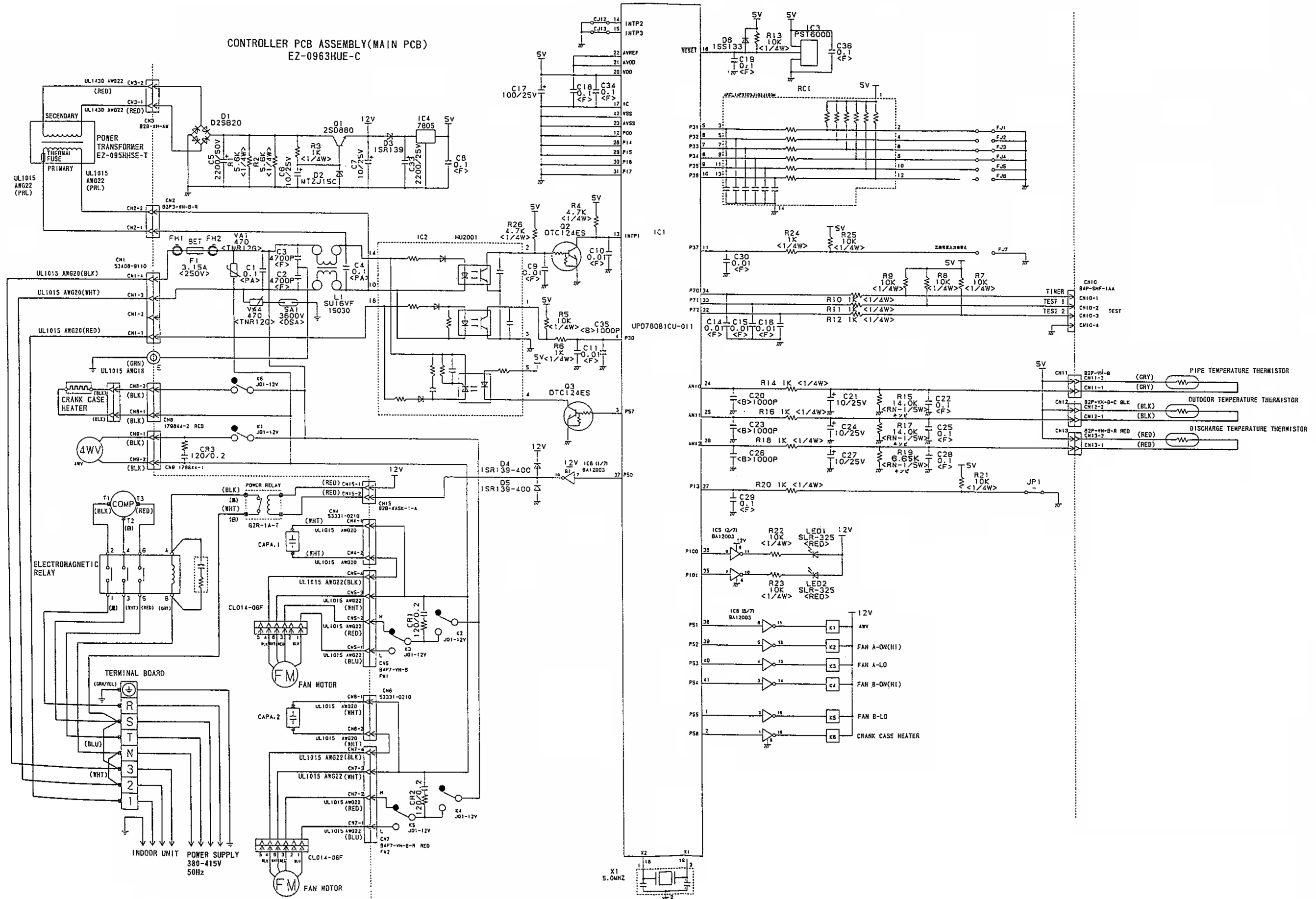
Model : ARG60ALA3





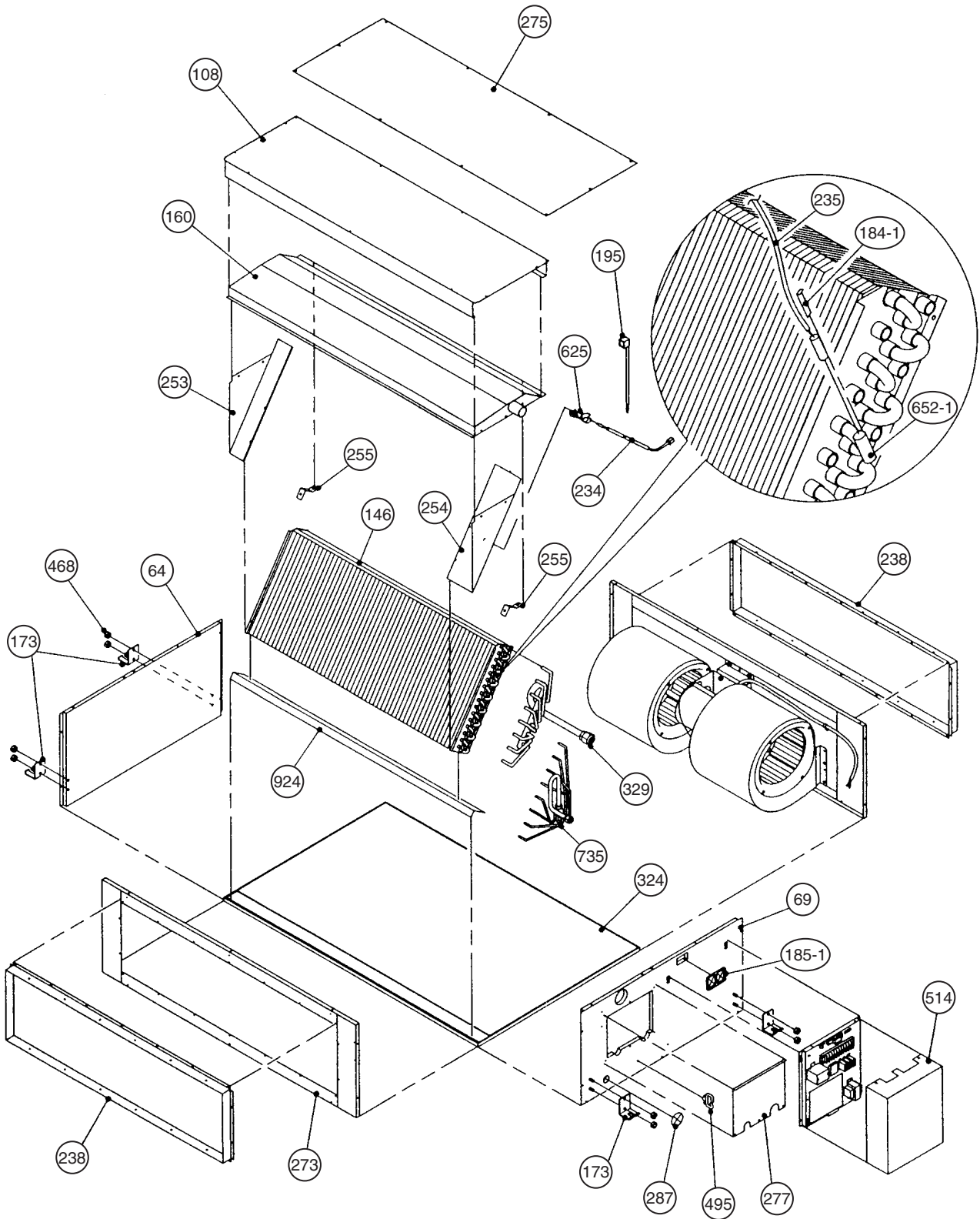
OUTDOOR PCB CIRCUIT DIAGRAM

Model : AOG60RBA3L

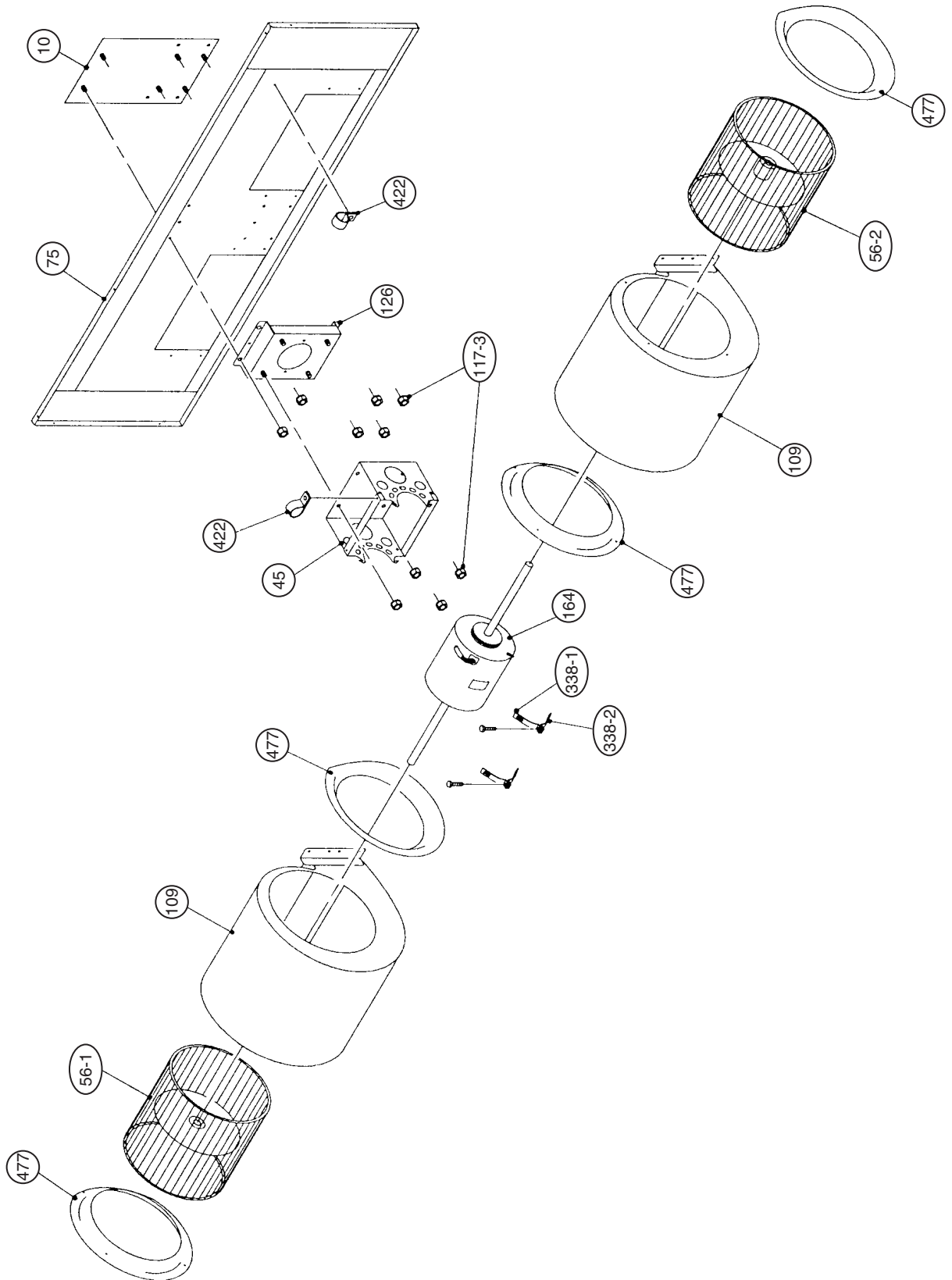


DISASSEMBLY ILLUSTRATION

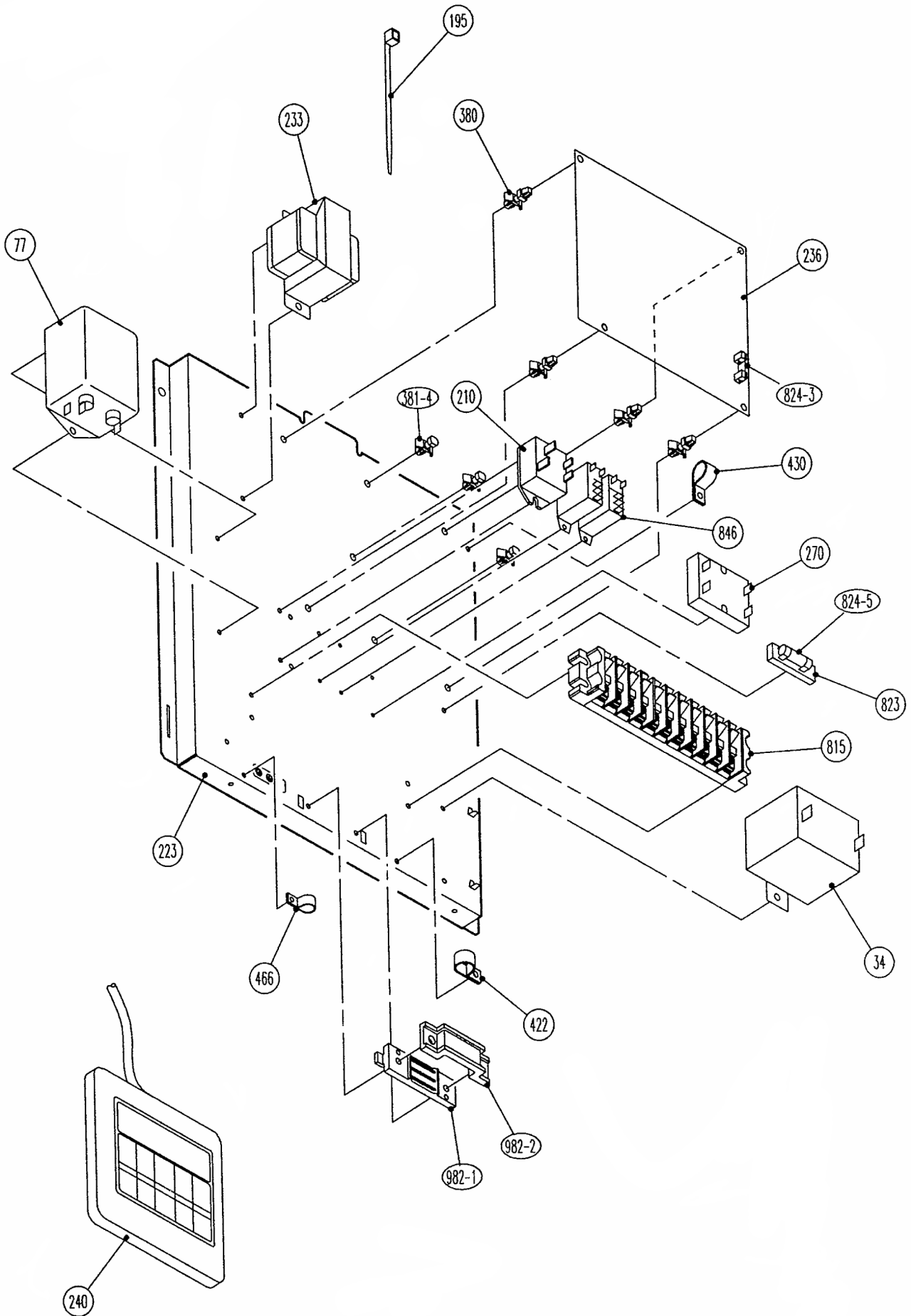
Models :
ARG60ALA3
ARG60RLA3



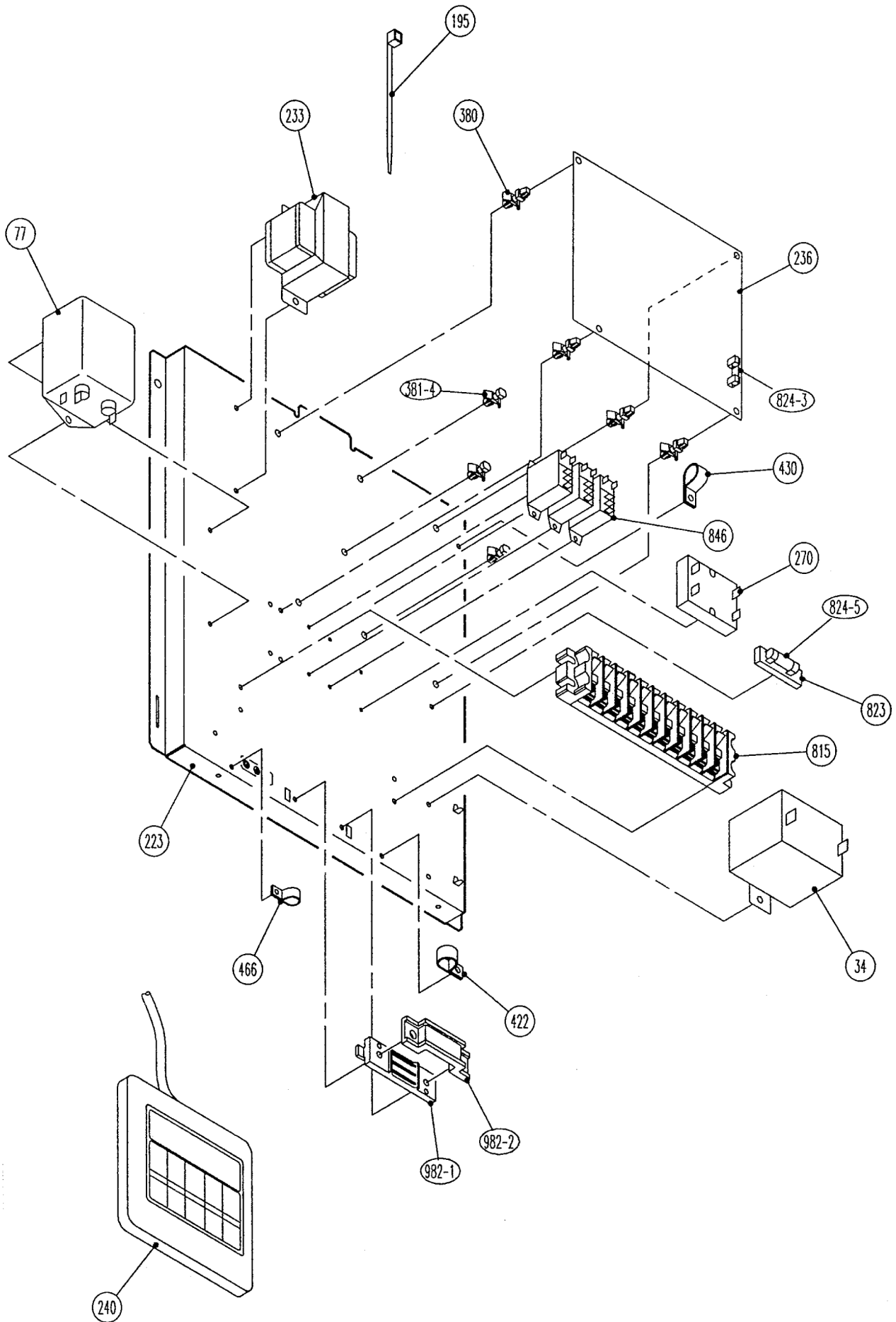
Models :
ARG60ALA3
ARG60RLA3



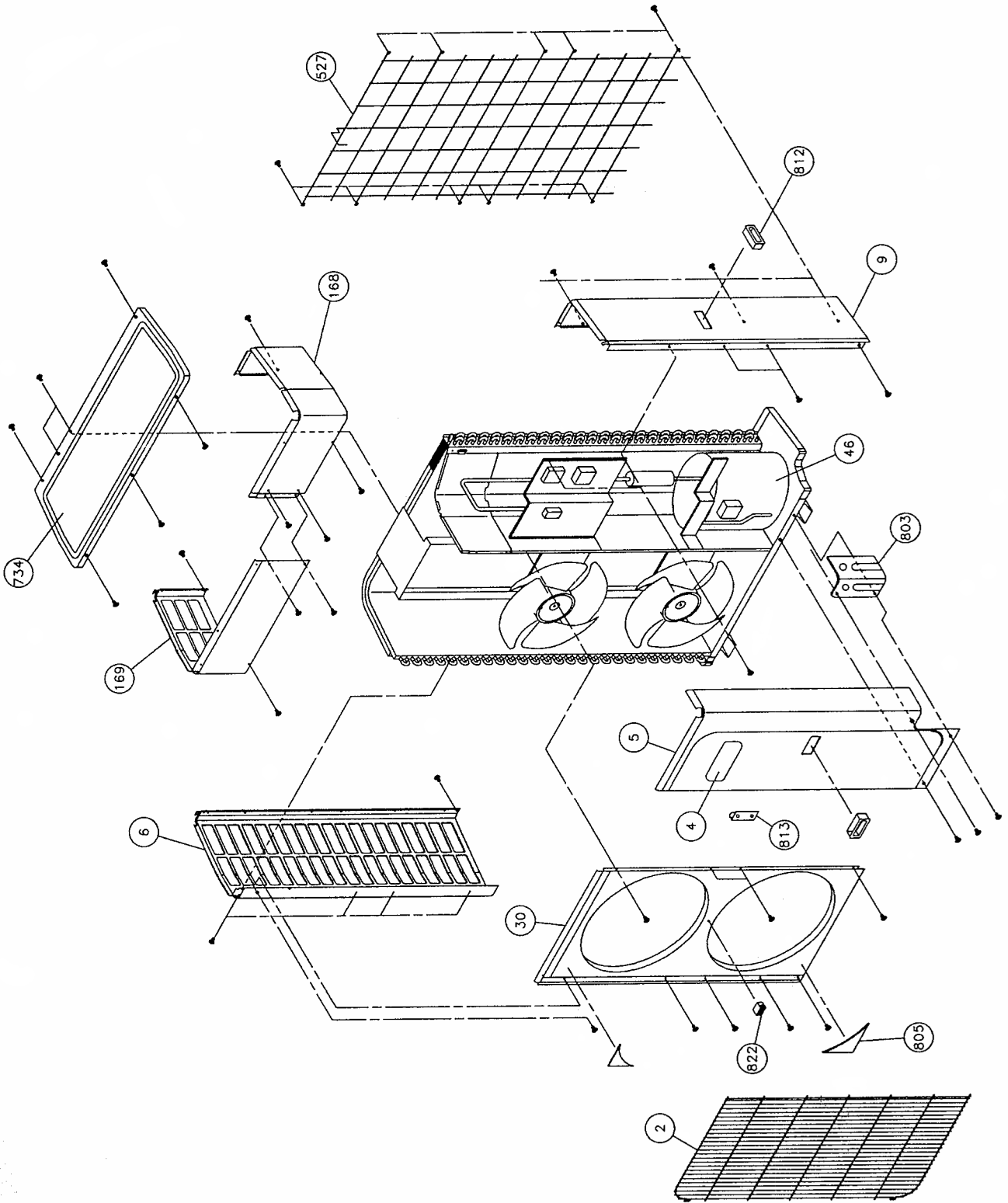
Model : ARG60ALA3



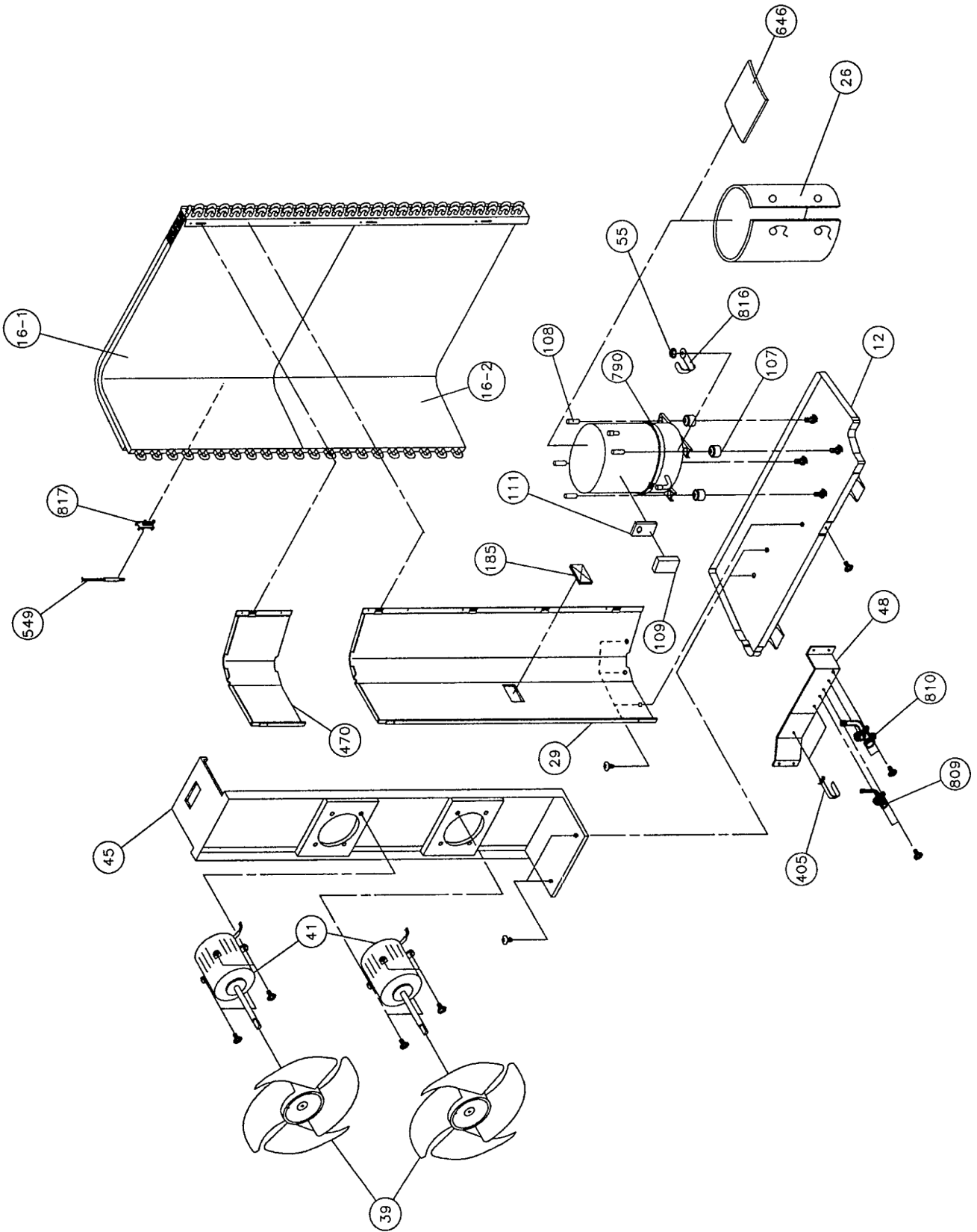
Model : ARG60RLA3



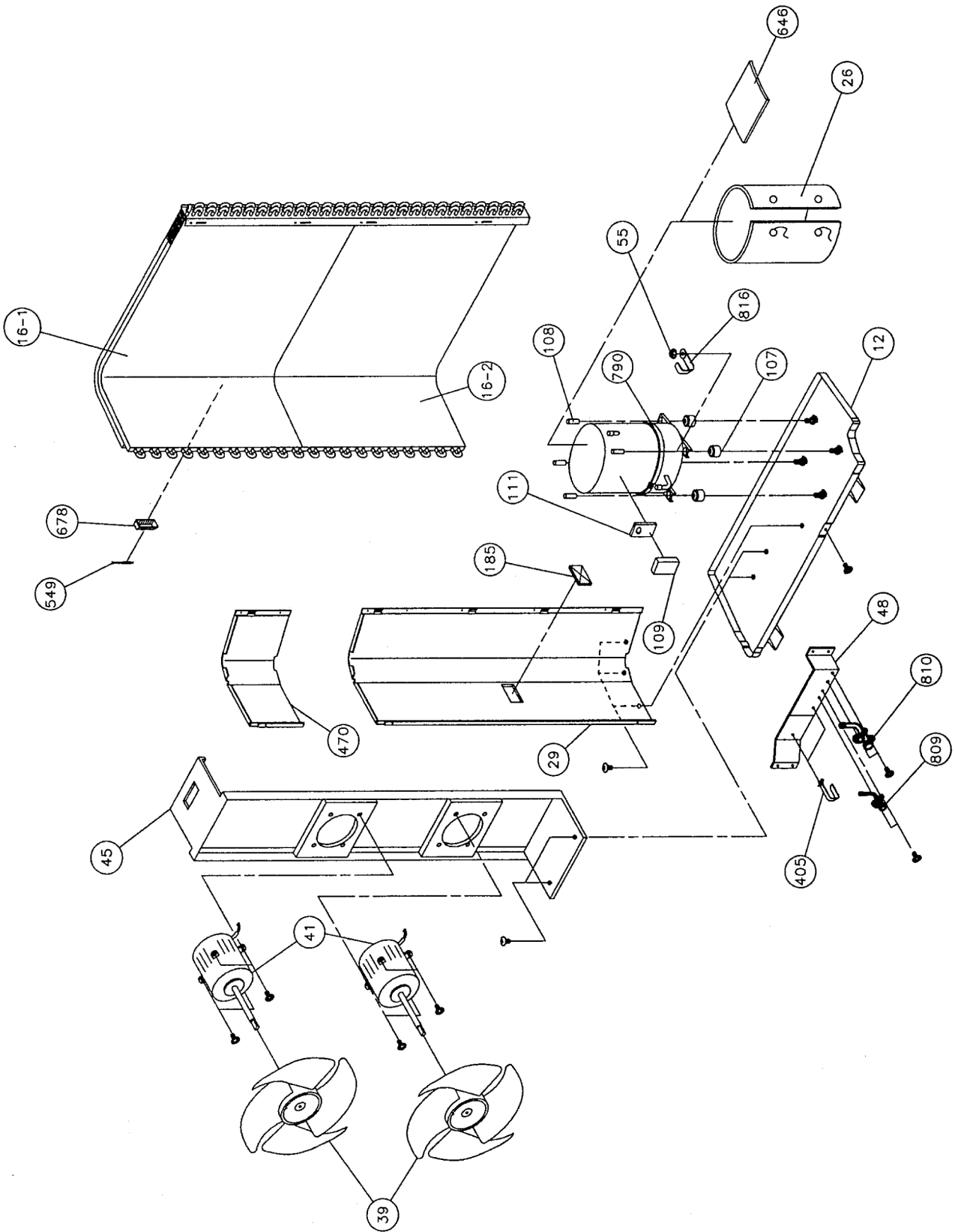
Models :
AOG60ABA3L
AOG60RBA3L



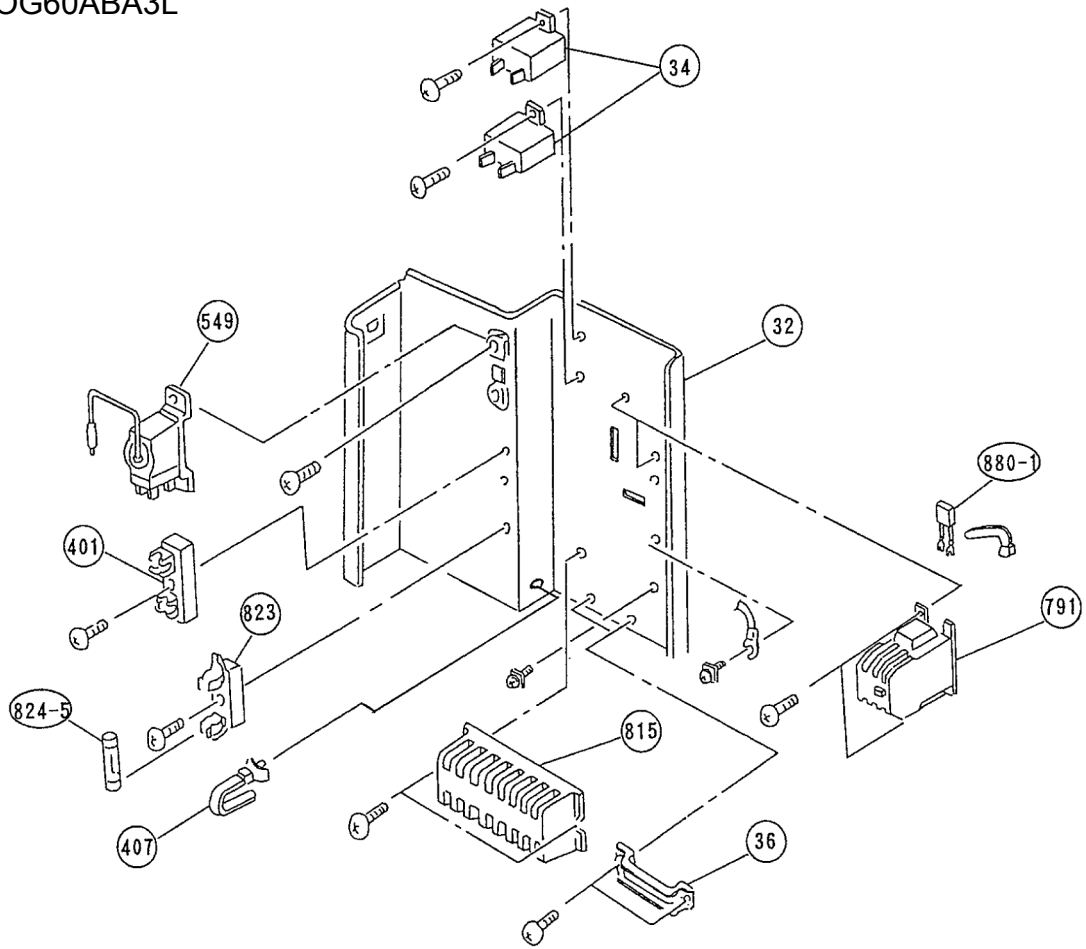
Model : AOG60ABA3L



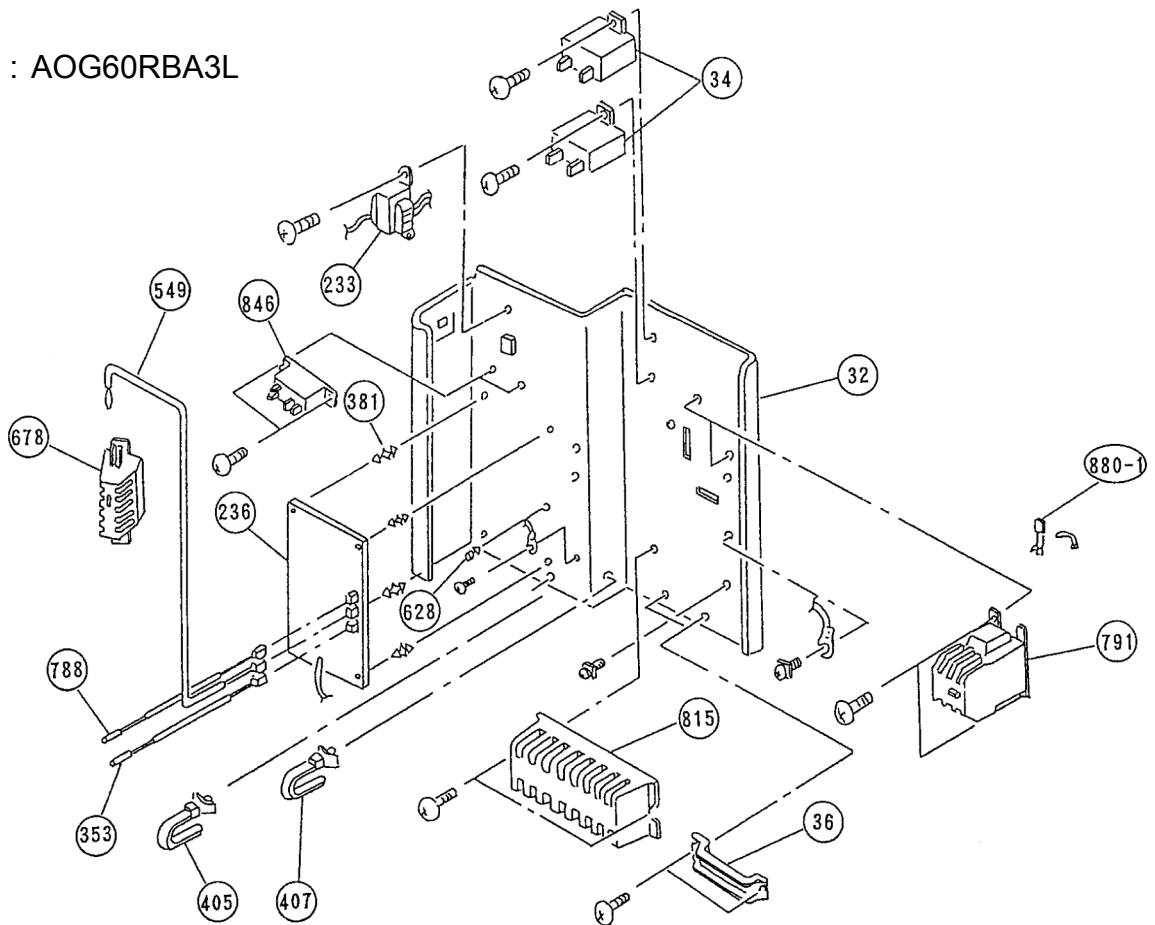
Model : AOG60RBA3L



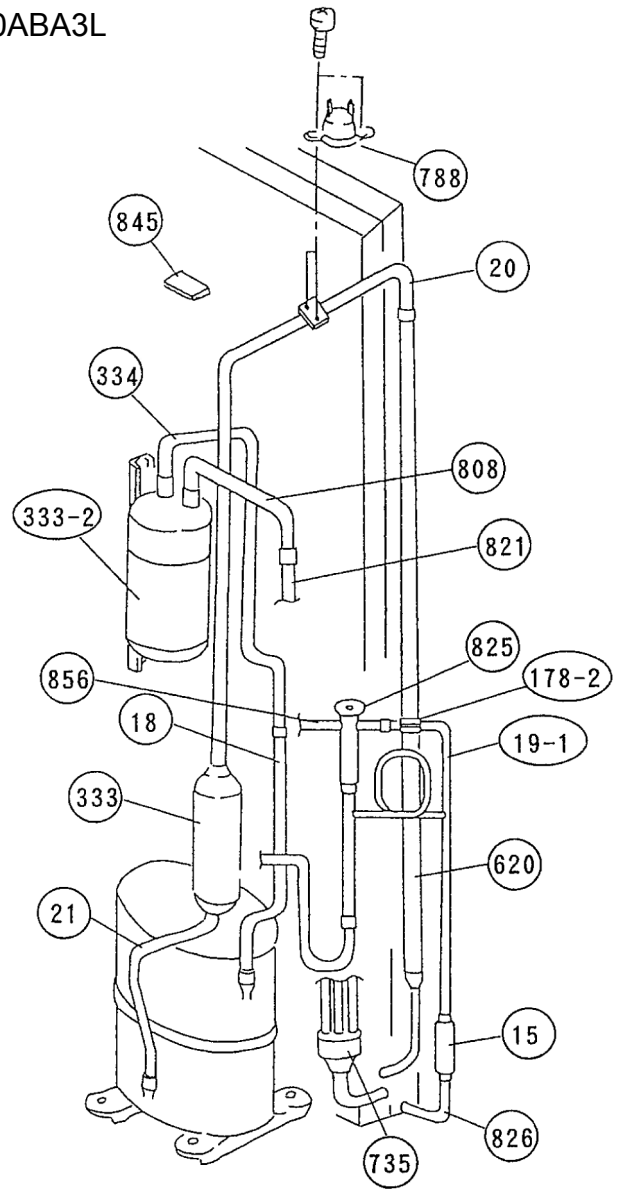
Model : AOG60ABA3L



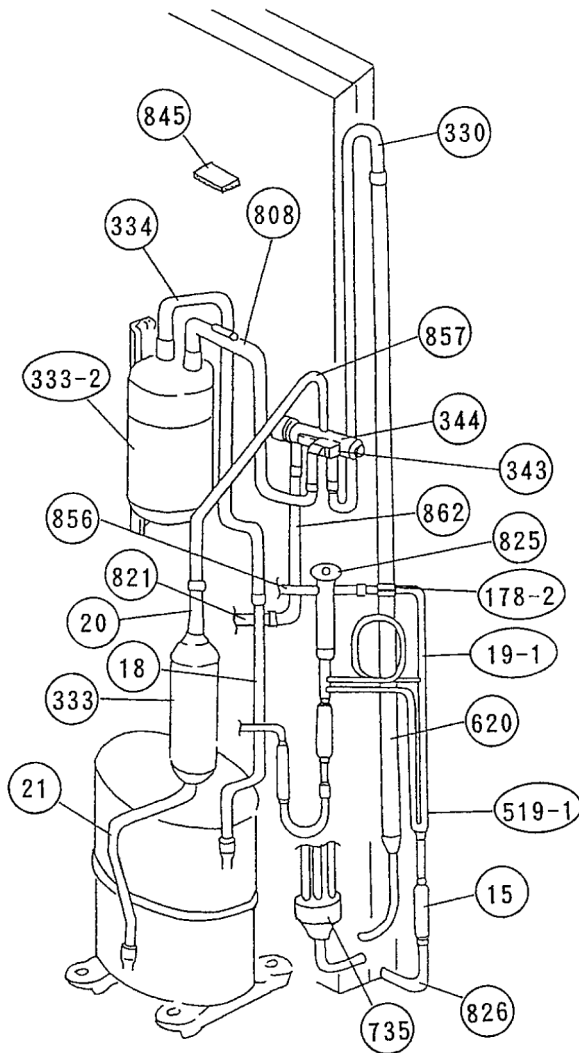
Model : AOG60RBA3L



Model : AOG60ABA3L



Model : AOG60RBA3L



PARTS LIST

INDOOR UNIT

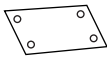






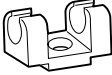


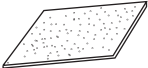

Ref. No.	Description	Part No.		Ord. Q'ty
		ARG60ALC3	ARG60RLC3	
10	Reinforcement (Front Panel)	9361424005	9361424005	
34	Capacitor (Fan Motor)	9700468042	9700468042	
45	Motor Mount Assy	9361369009	9361369009	
56-1	Sirocco Fan-R	9361635005	9361635005	
56-2	Sirocco Fan-L	9361636002	9361636002	
64	Left Panel Assy	9361358003	9361358003	
69	Right Panel Assy	9361356009	9361356009	
75	Front Panel	9361353008	9361353008	
77	EMI Filter	9702126018	9702126018	
108	Base	9361340008	9361340008	
109	Casing Assy	9361373006	9361373006	
117-3	Hex. Nut w/Spring Washer	301721180114	301721180114	
126	Motor Base Assy	9361354005	9361354005	
146	Evaporator Assy	9361436008	9361436008	
160	Drain Pan Assy	9361341029	9361341029	
164	Fan Motor Assy	9361439009	9361439009	
173	Hook Metal	9361367005	9361367005	
184-1	Thermostat Spring-A	313728262708	313728262708	
185-1	Rubber Bushing	9357376004	9357376004	
195	Clamp SKB-100	313361275805	313361275805	
210	Main Relay	9356781007	-----	
223	Control Box Metal	9361365001	9361365001	
233	Power Transformer	9701678013	9701678013	
234	Thermistor (Room)	9701390021	9701390021	
235	Thermistor (Pipe)	9701329069	9701329069	
236	Controller PCB Assy	9702091026	9702406028	
238	Rectangular Flange	9361351004	9361351004	
240	Remote Control Unit	9701673032	9701673025	
253	HE Support-Right	9361344006	9361344006	
254	HE Support-Left	9361345003	9361345003	
255	HE Support-Sub	9361346000	9361346000	
270	Relay, Solid	9702099015	9702099015	
273	Rear Panel Assy	9361350007	9361350007	
275	Under Panel	9361362000	9361362000	
277	Maintenance Panel	9361364004	9361364004	
287	Cap (Power)	9352173011	9352173011	
224	Top Plate	9361349001	9361349001	
329	Coupling Pipe Assy	9361445000	9361445000	
338-1	Motor Fixture	9359702009	9359702009	
338-2	Motor Fixture-B	9359703006	9359703006	
380	Locking Spacer KGLS-6S	313209391403	313209391403	
381-4	Locking Spacer KGPS-6S	0600118075	0600118075	
422	Clamp NK-9N	313209399700	313209399700	
430	Clamp NK-7N	313095365602	313095365602	
466	Clamp NK-4N	313714328805	313714328805	
468	Nut-A M8	9356998009	9356998009	
477	Bell-Mouth	9361378001	9361378001	
495	Clamp No. 2U46	9352715006	9352715006	
514	Control Box Cover	9361366008	9361366008	
625	Cord Bushing	9359240006	9359240006	
652-1	Therm. Holder Pipe	313806262805	313806262805	
735	Distributor Assy	9361426009	9361426009	
815	Terminal 11P	9358660157	9358660157	
823	Fuse Holder	0500487011	0500487011	
824-3	Fuse	0600222512	0600222512	
824-5	Fuse	0600315023	0600315023	
846	Relay	9702100018	9702100018	
924	Seal Plate	9361347007	9361347007	
982-1	Cord Clamp-A	9359820017	9359820017	
982-2	Cord Clamp-B	9359821014	9359821014	

OUTDOOR UNIT




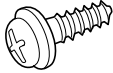
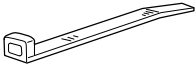


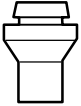

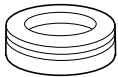
Ref. No.	Description	Part No.		Ref. No.	Description	Part No.	
		AOG60ABA3L	AOG60FBA3L			AOG60ABA3L	AOG60FBA3L
2	Fan Cover	9352159015	9352159015	333-2	Accumulator(B)	9357987002	9357987002
4	Emblem-Rear "GENERAL"	313791088308	313791088308	334	Suction Pipe-B	9352287008	9352287008
5	Cabinet-A, Painted	9352146015	9352146015	343	Solenoid Coil	—	9359616108
6	Cabinet-C, Painted	9352149016	9352149016	344	4-Way Valve	—	9353532008
9	Cabinet-B, Painted	9352147012	9352147012	353	Thermistor Assy-Pipe	—	9701330010
12	Base Assy, Painted	9352136016	9352136016	381	Locking Spacer	—	313209391506
15	Dryer	9353789006	9353789006	401	Terminal 2P	9701971015	—
16-1	Condenser-A Assy	9361555006	9361555006	405	Clamp No. 1763	313816345304	313816345304
16-2	Condenser-B Assy	9361556003	9361556003	407	Clamp(Cable)No. 1259	313739340109	313739340109
18	Suction Pipe	9358823002	9358823002	470	Separate Wall-B Assy	9361310001	9361310001
19-1	Capillary Tube-A	9361583009	9361583009	519-1	Check Valve	—	313728138509
20	Discharge Pipe	9361818002	9361553002	527	Protection Net	9361730007	9361730007
21	Discharge Pipe-B	9361819009	9361729001	549	Thermistor Assy	—	9357328010
26	Compressor Cover-A	9358830000	9358830000	549	Thermostat-Outdoor	9352426001	—
29	Separate Wall Assy	9358705018	9358705018	620	Inlet Pipe(Condenser) Assy	9361558007	9361558007
30	Blower Cover, Painted	9352151019	9352151019	628	Locking Spacer-B	—	313005446558
32	Control Box Metal	9352134012	9352134012	646	Compressor Cover-B	9353368003	9353368003
34	Capacitor(Fan Motor)	9700467052	9700467052	678	Bracket(Thermistor)	—	313557406106
36	Cord Holder Metal	9356934007	9356934007	734	Cabinet Top Plate	9352161018	9352161018
39	Propeller Fan Assy	9300855013	9300855013	735	Distributor Assy	9361561007	9361561007
41	Fan Motor Assy	9600266014	9600266014	788	Thermistor, Discharge	—	9358337028
45	Bracket(Motor)Assy	9361315006	9361315006	788	Thermostat-Overheat	9354061002	—
46	Compressor Assy	9358822005	9358822005	790	Belt Heater	9358834008	9358834008
48	Bracket(Coupler)Assy	9355281010	9355281010	791	Magnetic Relay	9352552007	9352552007
55	Special Nut M8	313252257701	313252257701	803	Cabinet-D, Painted	9352150012	9352150012
107	Rubber Seat-A(For Comp.)	313102081406	313102081406	805	Blower Cover Corner	9352160011	9352160011
108	Sleeve-A(For Comp.)	313696081700	313696081700	808	Inlet Pipe(Accumulator) Assy	9361815001	9353180001
109	Terminal Cover(For Comp.)	9352456022	9352456022	809	Ball Valve-A	9357976006	9357976006
111	Terminal Packing (For Comp.)	9352456039	9352456039	810	Ball Valve-B	9357982007	9357982007
168	Cabinet-E, Painted	9361312029	9361312029	812	Grip	9352157004	9352157004
169	Cabinet-F, Painted	9361311022	9361311022	813	Cabinet Hook	9352148002	9352148002
178-2	Capillary Holder Rubber	313394274808	313394274808	815	Terminal 8P	9358640029	9358640029
185	Rubber Bushing	313005066051	313005066051	816	Wire Clamp Metal	313584219902	313584219902
233	Power Transformer	—	9701549016	817	Thermostat Fixture	9352164019	—
236	Controller PCB Assy	—	9701936014	821	Joint Pipe(Valve-B)	9352284007	9353307002
330	Inlet Pipe(Condenser)-A	—	9361573000	822	Fan Cover Fixture-A	9352158018	9352158018
333	Accumulator	9350363018	9350363018				

STANDARD ACCESSORIES

INDOOR UNIT ACCESSORIES

Name and Shape	Q'ty	Application	Part No.	
			ARG60ALA3	ARG60RLA3
Installation template 	1	For positioning the indoor unit	9361644007	9361644007
Special nut A (large flange) 	4	For suspending the indoor unit from ceiling	313005446653	313005446653
Special nut B (small flange) 	4		313005446759	313005446759
Coupler heat insulation (large) 	2	For indoor side pipe joint (large pipe)	9350716029	9350716029
Coupler heat insulation (small) 	1	For indoor side pipe joint (small pipe)	9352766015	9352766015
Nylon fastener 	1	For fixing the drain hose	312300787605	312300787605
Remote control unit 	1		9701673032	9701673025
Remote control unit cord clamp 	10	For installing the remote control unit cord	313714181904	313714181904
Tapping screw (flush heads) 	10	For installing the remote control unit cord clamp	301141153027	301141153027
Auxiliary pipe assembly 	1	For wiring conduit (gas side) connection	9357038001	9357038001
Drain hose insulation 	1	Insulates the drain pipe and vinyl hose connection	9361646001	9361646001
Drain pipe insulation 	1	For insulating the drain pipe	9361796003	9361796003

OUTDOOR UNIT ACCESSORIES

Name and Shape	Q'ty	Application	Part No.	
			AOG60ABA3L	AOG60RBA3L
Power cap 	1	For power supply cord installation	9352173011	9352173011
Auxiliary pipe assembly 	1	For wiring conduit (gas side) connection (May not be supplied, depending on the model)	9355292016	9355292016
Edge cover 	1	For wiring conduit installation hole edge protection	9352436000	9352436000
Tapping screw 	2	<ul style="list-style-type: none"> • For cabinet A and cabinet D mounting (1) • Spare (1) 	301463040100	301463040100
Binder 	1	For power supply cord binding	313035356905	313035356905
Putty 	1	For sealing	303020200114	303020200114
Coupler heat insulation 	1	For outdoor side pipe joint	313005074759	313005074759
Pipe (drain) 	2	For outdoor unit drain piping work (May not be supplied, depending on the model.)	----	313728031005
Flexible tube 	2		----	313013042915
Cap (drain) 	2		----	313166024302

9902K1450